

L-Università
ta' Malta



2016 • ANNUAL
REPORT



TABLE OF CONTENTS

TABLE OF CONTENTS	1
LIST OF TABLES AND FIGURES	2
FOREWORD BY THE RECTOR	3
MISSION STATEMENT	4
GOVERNANCE OF THE UNIVERSITY	5
Council	5
Senate	7
OPERATIONAL REVIEW	9
Number of University Students	13
Programme Offerings	14
Certificates, Diplomas and Degrees Conferred	15
University Staff	16
FINANCIAL REVIEW	17
FINANCIAL REPORT	19
Income and Expenditure Accounts	19
Statements of Financial Position	20
UNIVERSITY ACHIEVEMENTS	23
Students by Locality	23
Students by Gender	26
Total Students by Level	27
International Students	28
Erasmus+ Outbound Students	39
Erasmus+ Inbound Students	40
International Exchange Outgoing Students	41
International Exchange Incoming Students	42

LIST OF TABLES AND FIGURES

1 • NO. OF PUBLICATIONS PUBLISHED BY UM ACADEMICS	10
2 • NUMBER OF UNIVERSITY STUDENTS	13
3 • PROGRAMME OFFERINGS	14
4 • CERTIFICATES, DIPLOMAS AND DEGREES CONFERRED	15
5 • UNIVERSITY STAFF	16
6 • INCOME AND EXPENDITURE ACCOUNTS	19
7 • STATEMENTS OF FINANCIAL POSITION	20
8 • STUDENTS BY LOCALITY	23
9 • STUDENTS BY GENDER	26
10 • TOTAL STUDENTS BY LEVEL	27
11 • INTERNATIONAL STUDENTS	28
North America	28
Europe	29
Asia & Oceania	31
EU/EEA	32
Non EU/EEA	34
12 • GRADUATES	38
13 • ERASMUS+ OUTBOUND STUDENTS	39
14 • ERASMUS+ INBOUND STUDENTS	40
15 • INTERNATIONAL EXCHANGE OUTGOING STUDENTS	41
16 • INTERNATIONAL EXCHANGE INCOMING STUDENTS	42



FOREWORD BY THE RECTOR

PROFESSOR ALFRED J. VELLA • RECTOR

It is a real pleasure to preface this annual report of the University of Malta (UM) for 2016, a year that was prefaced by my installation as the 81st Rector of the university on July 1st. I thank my predecessor and colleague Professor Juanito Camilleri for leading the institution over ten eventful years, handing it over as a healthy, forward looking organisation, ready to take on new challenges.

The University of Malta continues to maintain its unique position as Malta's only comprehensive public university, where the provision of certain services must take precedence over considerations of economies of scale. Its community of students, scholars, administrators, technicians and industrial staff operates mainly from the 'smart city (or village)' of Tal-Qroqq – which can have a population of 10,000 on any regular working day – as well as 'satellite' campuses and units at the Medical School at Mater Dei Hospital, and in Valletta, Xewkija (Gozo), Cottonera and Marsaxlokk. As a repository of national and international expertise, its academic staff members prioritise their professional commitments to their student charges – driving student learning is and remains at the heart of what we do –

**DRIVING
STUDENT
LEARNING**

IS AND REMAINS AT THE
HEART OF WHAT WE DO

”

while engaging in collaborative and other research at home and abroad, as well as innumerable forms of outreach, voluntary service and business support.

My election as UM Rector in March 2016 was accompanied by a vibrant media campaign. I was uplifted and encouraged by the interest of the public at large in the goings on at the University; and it is my fervent wish and hope that such interest and curiosity continues beyond the specificity of discrete events. While the security of intellectual freedom on campus is critical, it behoves us to connect with the talk, polemics and controversy of what goes on beyond our campus. With 80% of its finances provided by a state subvention, it is the University of Malta's obligation and objective to engage and embrace its diverse publics into its drive for top quality (including digitally innovative) education and cutting-edge research, supporting ingenuity, creativity and critical commentary, fuelling the country's economic and social development and servicing high-level skill needs and gaps to an ever wider and diverse range of learners. The Green Paper on the proposed University of Malta Act launched by Government in Spring 2017 attempts to imbue these obligations and objectives within the legislative framework and UM has been closely involved in consultations with the Education Ministry meant to fine-tune the details of the proposed Act. I am confident that the new legislation intends to better equip the University of Malta to operate as an independent yet accountable institution.

This Annual Report captures some of the highlights of the academic year under review. Behind the text and numbers in the report is the work of hundreds of members of staff, whom I thank for their dedication, spirit of accomplishment and loyalty to the institution and its students.

MISSION STATEMENT

To transform the University into an international **Third Generation University** built on three pillars:

- **Teaching and Learning** including distance and e-Learning
 - to promote a humanism based on scholarship and understanding;
 - to educate graduates for today's jobs.
- **Research and Innovation**
 - to promote excellence and discovery;
 - to help create tomorrow's jobs for graduates.
- **Outreach Services** to industry and civil society
 - to stimulate economic development and resilience;
 - to promote sustainable living, entrepreneurship and social solidarity.



GOVERNANCE OF THE UNIVERSITY

COUNCIL

The Council is the supreme governing body of the University. Its functions are defined in the Education Act, Section 77. Council consists of thirty-two members, including the President.

The members of Council are listed hereunder:

PRO-CHANCELLOR – PRESIDENT *(ex officio)*

Dr Michael Sciriha

RECTOR – VICE PRESIDENT *(ex officio)*

Professor Juanito Camilleri *(up to 30.06.2016)*
- Professor Alfred J. Vella *(to date)*

REPRESENTATIVES OF SENATE

Professor Richard Muscat *(up to 22.09.2016)*
- Professor Joseph Cacciottolo *(to date)*
Professor Dominic Fenech
Professor Alfred J. Vella *(up to 30.06.2016)*
- Professor Emmanuel Sinagra *(as from 23.09.2016)*
Professor Alex Torpiano

MEMBERS ELECTED BY THE ACADEMIC STAFF

Professor Frank Camilleri
Professor Liberto Camilleri
Professor Irene Sciriha Aquilina

MEMBERS ELECTED BY THE NON-ACADEMIC STAFF

Ms Stephanie Abood
Mr Elton J Baldacchino
Mr Noel Caruana

STUDENT REPRESENTATIVES

Mr Gayle Lynn Callus
Mr Ryan Falzon
Mr Manuel Xuereb

MEMBER APPOINTED BY THE MINISTER FOR EDUCATION, YOUTH AND EMPLOYMENT

Mr Joseph Caruana

MEMBER APPOINTED BY THE CHAIRMAN OF THE FOUNDATION FOR THEOLOGICAL STUDIES

Rev. Professor George Grima

MEMBERS APPOINTED BY THE PRIME MINISTER TO REPRESENT THE GENERAL INTEREST OF THE COUNTRY

Mr Carmel Cachia
Mr Reno Calleja
Mr Joseph Cauchi
Mr Reginald Fava
Ms Josanne Ghirxi

Mr Mario Grech
Mr Godfrey Grima
Dr Nadine Lia
Mr Charles Micallef
Ms Maria Micallef
Mr Maurice Mizzi
Ms Elizabeth Pisani
Ms Marika Tonna
Mr Godfrey Vella (*up to 22.09.2016*)
- Dr James Foden (*to date*)
Mr Charles Zammit



THE COUNCIL HAS ESTABLISHED A NUMBER OF COMMITTEES WITH SPECIFIC RESPONSIBILITIES AS FOLLOWS:

- Student Affairs Committee (including Travel Grants, Bursaries, Scholarships)
- Staff Scholarship and Bursaries Committee
- Staff Affairs Committee
- Academic Resources Funds Committee
- Further Training and Work Resources Fund Committee for Support Staff
- Committee to consider extension of appointments of Academic Staff
- Finance Committee
- IT Services Committee
- Safety Committee
- Committee for Gender Issues
- University House Liaison Committee

GOVERNANCE OF THE UNIVERSITY

SENATE

The University Senate is responsible for the general direction of the academic matters of the University and deals with any matter of an academic nature arising in the administration of the University. Senate regulates studies and research in the University; it establishes by regulations the conditions for admission into the University; makes regulations governing all courses leading to University awards, and approves programmes of study constituting such courses. It also advises the Council on matters of an academic nature.

The members of Senate are listed hereunder:

PRESIDENT

(*ex officio*)

Professor Juanito Camilleri (*up to 30.06.2016*)
- Professor Alfred J. Vella (*to date*)

PRO-RECTORS

Professor Joe Friggieri	(up to 30.06.2016)
Professor Alfred J. Vella	(up to 30.06.2016)
Professor Mary Ann Lauri	(up to 30.06.2016)
Professor Richard Muscat	(up to 30.06.2016)

Professor Godfrey Baldacchino	(as from 01.07.2016)
Professor Joseph Cacciottolo	(as from 01.07.2016)
Dr Carmen Sammut	(as from 01.07.2016)
Professor Tanya Sammut-Bonnici	(as from 01.07.2016)
Professor Ing. Saviour Zammit	(as from 01.07.2016)

DEANS

Rev. Professor Emmanuel Agius
Professor Kevin Aquilina
Professor Nikolai Attard
Professor Frank Bezzina
Professor Noellie Brockdorff
Professor Ernest Cachia

Professor Sandro Caruana
Dr Maureen Cole (*up to 31.07.2016*)
- Dr Andrew Azzopardi (*to date*)
Professor Dominic Fenech
Professor Godfrey Laferla
Dr Ing. Andrew Sammut
Professor Charles V. Sammut
Professor Alex Torpiano
Professor Angela A. Xuereb

REPRESENTATIVES FROM EACH OF THE FACULTIES

Professor Simone Borg
Professor Joseph A. Cannataci
Dr Maria Luisa Gainza-Cirauqui
Dr Ing. Marvin Bugeja
Professor Spiridione Buhagiar
Dr Ing. Owen Casha
Dr Nadia Delicata
Dr Raymond Galea
Professor Adrian-Mario Gelle
Dr Simon Grima
Dr Roberta Sammut
Professor Keith Sciberras
Dr Sandra Scicluna Calleja
Professor Emmanuel Sinagra

STUDENT REPRESENTATIVES

Mr Clayton Axisa
Mr Andrew Muscat
Ms Francienne Muscat
Mr Michael Piccinino
Mr Dirk Urpani

REPRESENTATIVES OF THE MINISTER FOR EDUCATION AND EMPLOYMENT

Dr Frank Fabri
Ms Renee Laiviera

REPRESENTATIVES OF THE INSTITUTES

Professor Maria Attard
Professor Henry Frendo

LIBRARIAN

(ex officio)

Mr Kevin J. Ellul

SECRETARY – REGISTRAR

Ms Veronica Grech

THE SENATE HAS ESTABLISHED A NUMBER OF COMMITTEES WITH SPECIFIC RESPONSIBILITIES AS FOLLOWS:

- Board to consider Absences from Assessments
- Committee for Students' Requests
- Committee for Student Societies
- Committee for the Implementation of the Students' Charter
- Committee of Discipline (regarding Students' Misconduct)
- Committee when students/applicants present a Police Conduct
- Distance and E-Learning Committee
- Doctoral Academic Committee
- Editorial Board
- Library Committee
- Plagiarism Committee
- Professional Development Committee
- Programme Validation Committee
- Quality Assurance Committee
- University Admissions Board
- University Assessment Disciplinary Board
- University Research Ethics Committee
- Web Editorial Board

OPERATIONAL REVIEW

The mission of our Alma Mater of transforming into a Third Generation international university based on the three pillars of teaching and learning, research and innovation, and outreach to industry and the community has continued on its original course. The financial/academic year of 2015/16 has been characterised by a change in Rectorship in the latter quarter of this financial year, notwithstanding which, business at the University remained as usual and indeed saw an increased surplus at both University and Group levels.

TEACHING AND LEARNING

During this academic year, the Faculty of Arts launched certificate courses in modern languages which may be followed concurrently with other degree courses by University students. This initiative is in support of the University's aim to encourage its students to study at least one other foreign language besides English.

The Faculty for the Built Environment, the Faculty of Theology, the Faculty of Science and the Faculty for Social Wellbeing were amongst the entities that launched new Master courses in diverse areas of study such as Spatial Planning, Structural Engineering, Environmental Modelling, Catholica School Leadership, Geosciences, Petroleum Studies, Ageing and Dementia Studies as well as Forensic and Health Psychology.

3546 students graduated during the academic year, including 2538 at undergraduate level, 971 at postgraduate level and 37 at doctoral level.

RESEARCH AND INNOVATION

VISION

This year brought with it a change at the helm of the University, with a new Rector and Rectorate taking office in July. Research, Innovation and Knowledge remain at the heart of the University of Malta's strategy. This is what the incoming Rector, Prof. Alfred J. Vella, had to say about research and knowledge transfer, in his document – Rector's Vision for the University Beyond 2016:

“ The research scholarship will be promoted and supported especially through facilitation of the effort required to compete for external funds. Doctoral students and post-doctoral researchers will be better integrated in the community of learners and scholars and the setting up of a Doctoral School will be considered. Initiatives shall be supported intended to advance corporate research and knowledge transfer. ”

RESEARCH SUPPORT STRUCTURES

The incoming Rectorate team brought to fruition the University of Malta's plan to set up a Research Support Services Directorate (RSSD) in a bid to aid academic staff acquire more research funding. A director was hired to head the RSSD and an Executive Committee was set up to coordinate the work of the RSSD, the Project Support Office, the Corporate Research and Knowledge Transfer Office, and Malta University Consulting Limited.

RSSD is now a one-stop shop helping academics identify and apply for research funding. The Project Support Office continues to focus on supporting academics post-award,

whilst helping with grant applications in the pre-award phase. The Corporate Research and Knowledge Transfer Office will focus on commercialisation of University Intellectual Property, University Business Collaboration, Management of start-up and seed funds and other Knowledge Transfer activities. Malta University Consulting Limited sources and coordinates contracted research on behalf of academics.

UM PROJECTS INCLUDED IN THE NATIONAL R&I PLAN

The University of Malta had three projects included in the National R&I Plan for 2015-2020 which the MCST negotiated with Brussels and approved by the European Commission as an ex-ante conditionality for the Operational Programme I project allocations from ERDF funding. These projects are the Transdisciplinary Research and Knowledge Exchange (TRAKE) Complex, the Sustainable Living Complex (SLC), and the Research Centre of Excellence in Molecular Medicine and Biobanking.

The projects will help Malta achieve a stronger knowledge base and further its smart specialization aims. Through them, the UM shall continue investing in human capital and research infrastructures, build capacity to achieve excellence in climate change adaptation, and invest in the smart specialisations areas of health, resource efficient buildings and supportive cross-cutting infrastructure.

PUBLICATIONS

The research output of the University of Malta continued its growth during 2016. Statistics generated by Scopus and Web of Science show that 718 publications were published by UM academics during 2016.

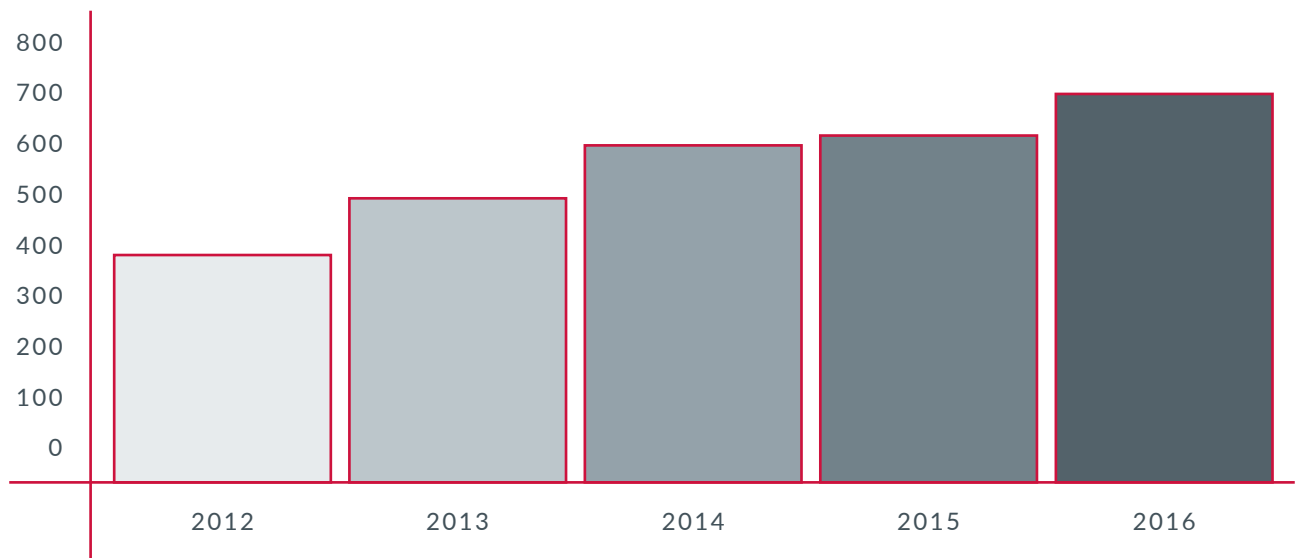
PROJECTS FUNDED THROUGH RESEARCH GRANTS

During this year, 112 research grants were won by UM academics and post-doc researchers, representing nearly €7.4 million worth of external funds.

During this academic year a university academic was the recipient of the first European Research Council (ERC) funded project in the field of Marine Geomorphology amounting to €1.5 million.

The ERDF funded Marsaxlokk Solar Research Laboratory was launched in 2016. This represents another €4 million allocated to the University from the 2007/13 ERDF funding programme. RIDT also managed to generate €516,760 worth of donations for research projects at the University of Malta, mainly in the field of medical research.

NO. OF PUBLICATIONS PUBLISHED BY UM ACADEMICS



RESEARCH INFRASTRUCTURE

The construction of the Materials Research Laboratory was well under way during 2016, and contracts have been secured with the manufacture of the specialised equipment to be installed and housed in these laboratories.

In relation to research infrastructure, the excavations on the site for the Post-Doctoral Research Centre were also completed during the year.

RESEARCH STAFF

The number of resident academics reached 948 in 2015/2016. These academics are expected to spend one third of their time in academic research. There were also 122 research support officers engaged as post-docs or through projects.

GRADUATE STUDENTS

*(Master by Research,
Ph.D. and Professional Doctorate)*

The number of doctoral students increased to 282 in 2015/2016, up from 267 in 2014/2015. The number of professional doctoral students also increased, reaching 35 in 2015/2016, up from 28 in 2014/2015.

The number of doctoral degrees conferred in 2015/2016 reached 39, up from 33 in 2014/2015.

OUTREACH AND ENTREPRENEURSHIP

The Knowledge Transfer Office was active in supporting various academics in the Biotech area with the commercialisation of their research. Projects included a technology to improve the effectiveness of chemotherapy in certain cancers, a novel diagnostic kit for certain breast cancers, and a new method for early detection of cancers that looks at protein modifications. Other projects that the Office was involved in include: ASTREA, a research group set up with the aim of launching a micro-satellite into space; MALTAHIP, a transdisciplinary project to design a highly innovative artificial hip joint; and MicroCHP, a technology that could enable electrification of off-grid locations. The Office was also active in promoting industry-academia cooperation, with collaborations with Blu5 Labs and Baxter being particularly active.



INFRASTRUCTURAL WORK

During the Academic year 2015/2016, the University continued to invest in its infrastructure with the inauguration of the Extension to the Biomedical Sciences Building. This project entailed the construction and finishing of two additional floors, incorporating offices, labs and lecture room facilities.

The building housing the ex Porter's Lodge was totally refurbished to accommodate the University's Traditional Chinese Medicine Centre/Clinic and a Well Being Centre. Excavation works were initiated on the site earmarked for the PostDoc/TRAKE building. External Paving works were carried out to upgrade the outdoor areas surrounding the FEMA and MAKs buildings.

At the Junior College, the refurbishment work on the Third Floor Level consisting of offices and lecture rooms was also completed. Extensive refurbishment and upgrading works were also completed at the M'Xlokk University Campus which houses the Institute For Sustainable Energy.

UNIVERSITY EVENTS

During 2016, the Valletta Campus hosted almost 200 events, including workshops, conferences and seminars, as well as the Rector's Handover Ceremony in June, a number of events organised by the International Institute of Justice and the Rule of Law and COST funded meetings and working groups.

Some of the international conferences held at the Valletta Campus include:

- 'The 21st Century Performance and Research' organised by the School of Performing Arts in March;
- 'Teacher Education from a Global Perspective' organised by the Faculty of Education in May;
- 'The SKA Science Data Processing Meeting' organised by the Institute of Space Sciences and Astronomy in July;
- 'The Offshore Energy and Storage Symposium' organised by the Faculty of Engineering in July.

THE CAMPUS ALSO HOSTED TWO EXHIBITIONS IN 2016:

- 'Incontri', an art exhibition organised in collaboration with the Research Trust (RIDT) of the University of Malta. It brought together four artists (Emanuele and Samuele Ventanni, Enzo Giummarra and Josette Fenech) and four unique artistic expressions, with proceeds going towards brain research. Curated by Dr Louis Lagana, the exhibition was open to the public from Saturday 9 April till Friday 22 April;
- 'Francesco Noletti: The Grand Roman Baroque Carpet Still-Life', the first major presentation of Noletti's work. Organised by the Department of History of Art (Faculty of Arts), the exhibition was open to the public from 28 April to 8 June.

THE RESEARCH, INNOVATION AND DEVELOPMENT TRUST (RIDT)

The Research, Innovation and Development Trust (RIDT) received major donations from the various sectors of society in favour of research in a number of areas. The RIDT was set up as a joint collaboration between the University of Malta and the Government of Malta, with the main objective of engaging with the community to bolster investment in research and development.

This engagement has led to a number of community-financed initiatives and projects including PhD scholarships in cancer research, in ALS and in climate change, a kidney research programme, research projects in engineering, a fully-fledged mobile dental clinic, and a research programme in the genetics of osteoporosis.

THE COMPANIES

The operating profits of the Group continued to soar during the year under review. This also allowed the dividend policy of €500,000 per year to be maintained.

The increase in profitability was largely revenue-driven as business was enhanced not only in the core accommodation services but also in the other activities such as consultancy, tuition and entertainment.

The Group is intensifying its efforts in business development in these latter services as it begins to prepare for the future when it will relinquish the operations of the Residence in Lija.

NUMBER OF UNIVERSITY STUDENTS

CATEGORY	2012/13		2013/14		2014/15		2015/16		
	F	M	F	M	F	M	F	M	TOTAL
STUDENTS (full-time and part-time)									
Pre-tertiary certificates	30	21	44	51	45	36	28	56	84
Certificates	74	38	134	62	80	43	162	85	247
Diplomas	458	298	482	335	546	376	410	299	709
Undergraduate degrees	3245	2302	3691	2693	3774	2696	3847	2759	6606
Postgraduate certificates	18	22	75	25	108	39	102	35	137
Postgraduate diplomas	149	86	132	96	103	79	25	24	49
Master degrees	1351	1051	1658	1290	1663	1348	1656	1390	3046
Professional Doctorates	-	-	-	-	11	7	21	14	35
Doctoral degrees	103	146	112	154	123	145	121	161	282
Other	144	91	214	127	125	69	375	230	605
International students	353	234	419	331	447	350	513	409	922
TOTAL NUMBER OF STUDENTS	5925	4289	6961	5164	7025	5188	7260	5462	12722

PROGRAMME OFFERINGS

CATEGORY	2012/13	2013/14	2014/15	2015/16
Pre-tertiary certificates	3	3	4	3
Certificates	4	7	2	4
Diplomas	29	32	30	26
Undergraduate degrees	342	339	334	332
Postgraduate certificates	21	21	20	17
Postgraduate diplomas	20	27	31	2
Master degrees	154	169	183	266
Master of Philosophy	70	64	58	93
Professional Doctorates	-	-	1	2
Doctoral degrees	49	58	52	73
Other	21	19	18	21
TOTAL PROGRAMMES OFFERED	713	739	733	839

CERTIFICATES, DIPLOMAS AND DEGREES CONFERRED

CATEGORY	2012/13		2013/14		2014/15		2015/16	
	F	M	F	M	F	M	F	M
Pre-tertiary certificates	24	19	22	27	35	29	23	42
Certificates	59	30	112	55	55	45	77	30
Diplomas	405	230	217	184	289	159	248	203
Undergraduate degrees	979	622	976	655	945	681	1040	640
Postgraduate certificates	84	22	76	28	107	39	66	28
Postgraduate diplomas	129	65	133	84	132	89	44	41
Master degrees	521	406	538	415	579	426	524	468
Doctoral degrees	12	14	37	27	19	14	15	24
TOTAL AWARDS	2213	1408	2111	1475	2161	1482	2037	1516

UNIVERSITY STAFF

CATEGORY	2012/13		2013/14		2014/15		2015/16	
	F	M	F	M	F	M	F	M
Resident academic staff	293	581	306	588	316	598	338	610
Visiting teaching staff	194	416	238	458	284	475	293	491
Post docs (Research Officers 4)	-	2	-	2	3	6	3	3
Other research or project related staff	66	61	76	73	63	60	60	56
Managerial, admin, technical & support staff	446	366	483	379	496	387	508	382
TOTAL NUMBER OF STAFF	999	1424	1103	1500	1162	1526	1202	1542
% of resident academics with doctorates	63.5	78.3	63.4	79.1	65.2	79.1	64.5	79.5
% of resident academics who are associate & full professors	13.3	28.9	14.1	29.4	14.2	30.1	14.2	29.8

FINANCIAL REVIEW

During this financial year, the University group has registered surplus at €777,936 as against €241,957 in 2014/15. This resulted from a 19.7% increase in income over the previous year, bringing the ratio between Government financing and University generated income to a ratio of 80:20, respectively as opposed to the previous year's 82:18. The increase in income resulted partly from increased student numbers from countries outside the European Union and partly due to increased initiatives by the faculties generating other income for the University. On the other hand, the net working capital

situation has reverted back to a negative working capital situation of €351,505 (2014/15: positive working capital of €1,784,629) as in the years preceding the 2013/14 financial year. Although this may seem to be an adverse point, this situation is mitigated by the fact that €10.3 million (2014/15: of the current liabilities) are held in the name of the different University departments, which funds can only be spent at the discretion of the Council of the University or as delegated by the Council in order to ensure that this spending is staggered in accordance to the working capital available.





FINANCIAL REPORT

INCOME AND EXPENDITURE ACCOUNTS

YEAR ENDED 30 SEPTEMBER, 2016

	GROUP		UNIVERSITY	
	€ • 2016	€ • 2015	€ • 2016	€ • 2015
Income	104,615,879	95,579,930	102,604,365	94,034,544
EXPENDITURE				
Staff costs	73,989,734	69,271,344	73,439,448	68,403,403
Pension costs	-	68,266	-	68,266
Other operating expenses	27,527,616	25,186,426	26,236,513	24,648,233
	101,517,606	94,526,036	99,675,961	93,119,902
Surplus before allocation to funds	3,098,263	1,053,694	2,982,404	914,642
NET ALLOCATION TO FUNDS				
Surplus before tax	(2,043,718)	(630,062)	(2,043,718)	(630,062)
Tax expense	1,054,545	423,832	884,686	284,580
Surplus for the year	(276,609)	(181,875)	-	-
	777,936	241,957	884,685	284,580

STATEMENTS OF FINANCIAL POSITION

AS AT 30 SEPTEMBER, 2016

	GROUP		UNIVERSITY	
	€ • 2016	€ • 2015	€ • 2016	€ • 2015
ASSETS • NON-CURRENT ASSETS				
Property, plant and equipment	64,682,160	56,609,393	62,942,407	54,733,256
Investment in subsidiaries	-	-	748,313	748,313
Deferred tax	2,173	25,494	-	-
Investments	526,538	480,934	458,509	455,184
Trade and other receivables	11,606,313	9,713,446	11,606,313	9,713,446
TOTAL NON-CURRENT ASSETS	76,817,184	66,829,267	75,755,542	65,650,199
ASSETS • CURRENT ASSETS				
Inventories	56,720	79,981	-	20,056
Capital projects funding	7,231,241	3,988,510	3,988,510	3,988,510
Trade and other receivables	20,992,660	14,014,021	21,895,642	14,780,766
Short term deposits	200,000	300,000	-	-
Cash and cash equivalents	18,241,317	17,197,725	16,581,029	15,782,734
TOTAL CURRENT ASSETS	46,721,938	35,850,237	45,707,912	34,572,088
TOTAL ASSETS	123,539,122	102,409,504	100,222,287	100,222,287

FUNDS & LIABILITIES • FUNDS & EQUITY

Specific endowment funds	365,682	361,564	365,682	361,564
OTHER FUNDS				
Capital fund	138,598	138,598	138,598	138,598
Special reserve	4,800,000	4,800,000	4,800,000	4,800,000
Accumulated net surplus	2,727,937	1,950,001	1,469,833	585,147
	8,032,217	7,250,163	6,774,113	5,885,309
Deferred grants	56,142,870	51,650,287	56,142,870	51,650,287
TOTAL FUNDS	64,175,087	58,900,450	62,916,983	57,535,596
TOTAL FUNDS & EQUITY	64,540,769	59,262,014	63,282,665	57,897,160

FUNDS & LIABILITIES • NON-CURRENT LIABILITIES

Provision for liabilities and charges	12,290,592	9,713,446	11,606,313	9,713,446
TOTAL NON-CURRENT LIABILITIES	-	-	-	-
	12,290,592	9,862,523	11,606,313	9,581,273

FUNDS & LIABILITIES • CURRENT LIABILITIES

Funds designated for specific purposes:

Academic	9,072,427	7,016,004	9,210,158	7,167,850
Operational resources	246,348	246,348	246,348	246,348
Other	1,002,037	984,547	1,002,037	984,547
Trade and other payables	32,183,695	24,138,627	31,454,500	23,337,161
Provision for liabilities and charges	4,342,836	1,237,339	5,027,115	1,237,339
Current tax liabilities	226,100	172,743	-	-
TOTAL CURRENT LIABILITIES	47,073,443	33,795,608	46,940,158	32,973,245
TOTAL LIABILITIES	59,364,035	43,509,054	58,546,471	42,686,691

TOTAL FUNDS AND LIABILITIES	123,539,122	102,409,504	121,463,454	100,222,287
------------------------------------	--------------------	--------------------	--------------------	--------------------

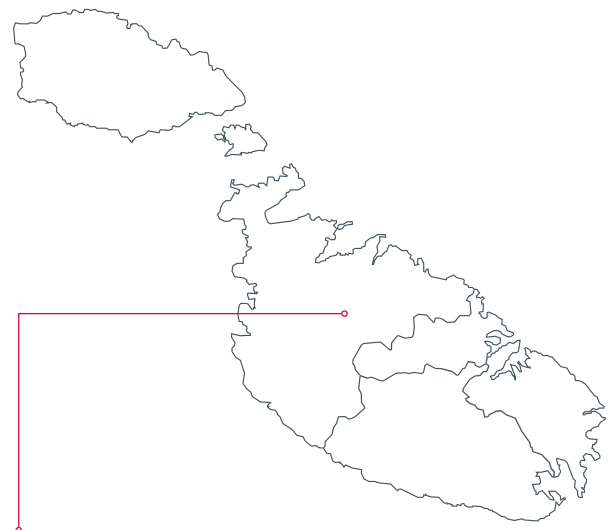


UNIVERSITY ACHIEVEMENTS

STUDENTS BY LOCALITY

LOCALITY	F	M	TOTAL	LOCALITY	F	M	TOTAL
Ħ'Attard	261	237	498	Ħal Ghaxaq	70	43	113
Baħar iċ-Ċagħaq	15	10	25	G'Mangia	11	15	26
Il-Baħrija	13	5	18	Il-Gudja	68	51	119
Ħal Balzan	84	74	158	Il-Gzira	56	57	113
B'Buġia	120	102	222	Il-Ħamrun	63	55	118
Il-Bidnija	4	3	7	L-Ibraġġ	41	29	70
B'Kara	283	233	516	L-Iklin	83	69	152
Blata l-Bajda	2	-	2	Il-Kalkara	42	31	73
Buġibba	32	15	47	Il-Kappara	50	26	76
Burmarrad	14	9	23	Ta' Kerċem	42	17	59
Cospicua	22	20	42	Ħal Kirkop	46	31	77
Ħad-Dingli	55	51	106	Ħal Lija	56	53	109
Il-Fgura	155	97	252	Ħal Luqa	72	46	118
Fleur-De-Lys	9	11	20	Il-Madliena	35	19	54
Il-Floriana	11	11	22	Il-Manikata	11	3	14
Fontana	14	12	26	Il-Marsa	26	9	35
Għajnsielem	46	26	72	Marsalforn	9	7	16
L-Għarb	19	24	43	L-Imdina	4	6	10
Il-Għargħur	45	39	84	Il-Mellieħa	108	83	191
L-Għasri	5	7	12	L-Imġarr	67	37	104

LOCALITY	F	M	TOTAL
Il-Mosta	383	311	694
L-Imqabba	55	30	85
L-Imrieħel	11	5	16
M'Scala	177	159	336
L-Insida	75	38	113
L-Imtarfa	42	30	72
Il-Munxar	22	17	39
M'Xlokk	66	35	101
In-Nadur	71	43	114
In-Naxxar	263	171	434
Paola	71	45	116
Pembroke	119	89	208
Il-Pieta'	22	19	41
Il-Qala	39	21	60
Il-Qawra	33	37	70
Ħal Qormi	198	149	347
Il-Qrendi	53	33	86
Ir-Rabat	133	116	249
Ħal Safi	33	18	51
Is-Salina	1	3	4
San Ġwann	173	117	290
San Lawrenz	13	8	21
San Pawl tat-Tarġa	18	14	32
Is-Sannat	45	21	66
Senglea	13	12	25
Is-Siġġiewi	139	120	259
Tas-Sliema	155	132	287



MOSTA

694 STUDENTS TOTAL

LOCALITY WITH LARGEST NUMBER
OF STUDENTS ENROLLED

LOCALITY	F	M	TOTAL
St Andrews	3	1	4
St Julians	97	86	183
St Paul's Bay	80	65	145
Sta Lucia	23	24	47
Sta Lucia - Gozo	2	1	3
Sta Venera	84	48	132
Is-Swatar	36	30	66
Is-Swieqi	133	85	218
Ta' Xbiex	14	23	37
Ħal Tarxien	113	82	195
Valletta	25	24	49
Victoria	136	122	258
Vittoriosa	12	8	20
Il-Wardija	2	3	5
Ix-Xagħra	88	43	131
Ix-Xemxija	22	7	29
Ix-Xewkija	71	36	107
Ix-Xgħajra	23	11	34
Ix-Xlendi	1	1	2
Ħaż Żabbar	202	102	304
Iż-Żebbiegħ	3	1	4
Ħaż Żebbuġ	168	145	313
Iż-Żebbuġ - Gozo	19	16	35
Iż-Żejtun	113	100	213
Iż-Żurrieq	172	114	286
TOTAL	6234	4644	10878

6,234 • WOMEN



4,644 • MEN



10,878 • TOTAL

259

INCREASE IN STUDENTS
FROM 2015

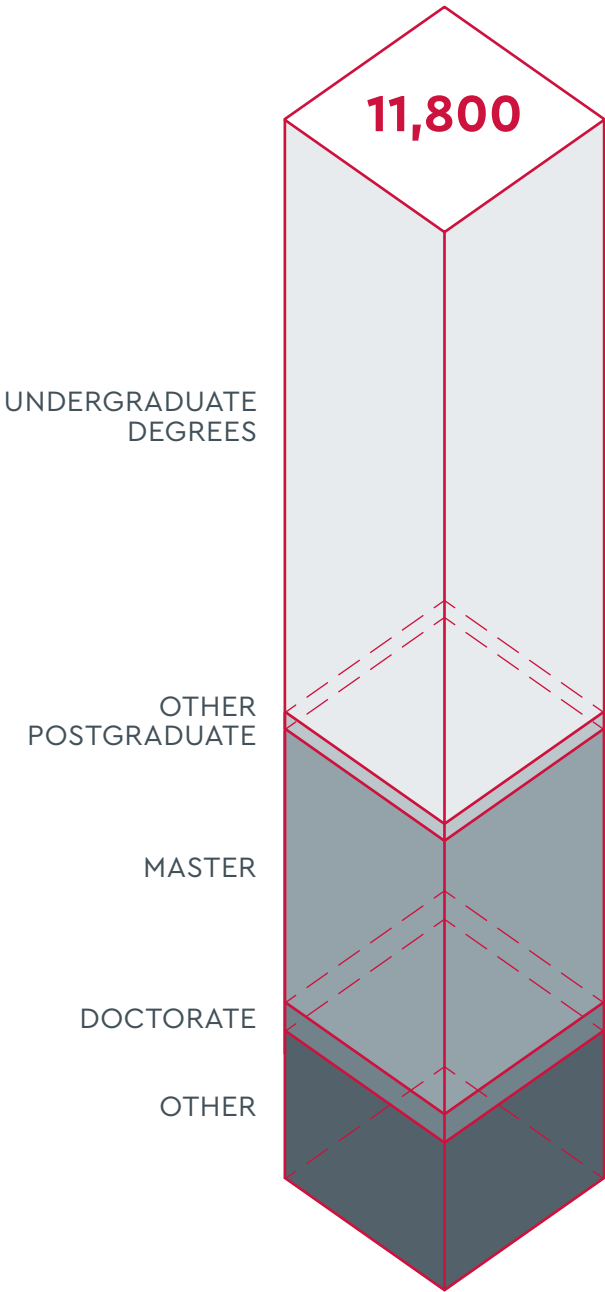
STUDENTS BY GENDER

FEMALE	MALE	TOTAL
6747	5053	11800



TOTAL STUDENTS BY LEVEL

LEVEL	TOTAL
Undergraduate Degrees	6606
Other Postgraduate	186
Master	3046
Doctorate	317
Other	1645
TOTAL	11800



INTERNATIONAL STUDENTS



NORTH AMERICA • FULL-TIME STUDENTS

COURSE TYPE	NATIONALITY	FEMALE	MALE	TOTAL
Undergraduate	American	1	0	1
	Canadian	1	1	2
UG TOTAL		2	1	3
Postgraduate	American	22	13	35
	Bahamian	1	0	1
	Bermudian	0	1	1
	Canadian	1	1	2
	Saint Lucian	1	0	1
PG TOTAL		25	15	40
TOTAL		27	16	43

EUROPE • FULL-TIME STUDENTS

COURSE TYPE	NATIONALITY	FEMALE	MALE	TOTAL
Undergraduate	Albanian	1	1	2
	Austrian	1	0	1
	Belgian	2	0	2
	British	90	72	162
	Bulgarian	21	8	29
	Danish	2	1	3
	Dutch	4	5	9
	Estonian	1	1	2
	Finnish	2	2	4
	French	7	3	10
	German	18	6	24
	Greek	3	4	7
	Hungarian	4	1	5
	Irish	2	4	6
	Italian	12	8	20
	Latvian	4	1	5
	Lithuanian	2	1	3
	Luxembourger	1	0	1
	Norwegian	1	0	1
	Polish	2	2	4
	Portuguese	1	1	2
	Romanian	7	4	11
	Russian	13	10	23
	Slovakian	1	1	2
	Spanish	4	2	6
	Swedish	1	2	3
	Swiss	2	0	2
Turkish	2	0	2	
Ukrainian	4	1	5	
UG TOTAL		215	141	356

EUROPE • FULL-TIME STUDENTS

COURSE TYPE	NATIONALITY	FEMALE	MALE	TOTAL
Postgraduate	Austrian	0	1	1
	Belgian	1	3	4
	British	8	4	12
	Bulgarian	4	1	5
	Czech	2	0	2
	Danish	0	1	1
	Dutch	3	5	8
	Finnish	2	1	3
	French	2	1	3
	German	6	5	11
	Greek	4	5	9
	Hungarian	2	3	5
	Icelandic	1	0	1
	Irish	2	1	3
	Italian	8	5	13
	Kosovan	1	0	1
	Latvian	3	1	4
	Lithuanian	4	0	4
	Norwegian	2	1	3
	Polish	2	1	3
	Portuguese	1	1	2
	Romanian	1	1	2
	Russian	2	0	2
	Spanish	1	3	4
	Swedish	1	0	1
	Swiss	2	0	2
Ukrainian	3	1	4	
PG TOTAL		68	45	113
TOTAL		283	186	469

ASIA & OCEANIA • FULL-TIME STUDENTS

COURSE TYPE	NATIONALITY	FEMALE	MALE	TOTAL
Undergraduate	Chinese (PR)	1	0	1
	Indian	0	2	2
	Japanese	1	2	3
	Jordanian	1	1	2
	Kazakhstani	2	0	2
	Kuwaiti	27	48	75
	Malaysian	0	1	1
	Omani	32	22	54
	Palestinian	0	1	1
	Saudi	2	18	20
	Tajik	1	0	1
	Yemeni	1	0	1
UG TOTAL		68	95	163
Postgraduate	Bangladeshi	1	0	1
	Chinese (PR)	7	1	8
	Filipino	3	1	4
	Indian	4	0	4
	Indonesian	1	0	1
	Iranian	2	0	2
	Japanese	1	0	1
	Jordanian	1	0	1
	Kuwaiti	1	2	3
	Pakistani	2	0	2
	Palestinian	4	3	7
	Singaporean	1	0	1
	Sri Lankan	0	1	1
	Syrian	0	1	1
	Thai	1	0	1
	Tongan	1	0	1
	Vietnamese	0	2	2
PG TOTAL		30	11	41
TOTAL		98	106	204

EU/EEA • FULL-TIME STUDENTS

COURSE TYPE	NATIONALITY	FEMALE	MALE	TOTAL
Undergraduate	Austrian	1	0	1
	Belgian	3	1	4
	British	94	76	170
	Bulgarian	21	9	30
	Czech	1	0	1
	Danish	2	3	5
	Dutch	5	5	10
	Estonian	1	1	2
	Finnish	2	2	4
	French	7	5	12
	German	22	7	29
	Greek	5	4	9
	Hungarian	4	2	6
	Irish	4	6	10
	Italian	12	13	25
	Latvian	5	1	6
	Lithuanian	3	1	4
	Luxembourger	1	0	1
	Norwegian	1	0	1
	Polish	2	2	4
	Portuguese	1	2	3
	Romanian	9	4	13
	Slovakian	1	1	2
	Spanish	6	3	9
	Swedish	1	2	3
	Swiss	2	0	2
UG TOTAL		216	150	366

EU/EEA • FULL-TIME STUDENTS CONT.

COURSE TYPE	NATIONALITY	FEMALE	MALE	TOTAL
Postgraduate	Austrian	0	1	1
	Belgian	1	4	5
	British	15	11	26
	Bulgarian	8	2	10
	Croatian	1	0	1
	Czech	3	0	3
	Danish	0	1	1
	Dutch	3	5	8
	Finnish	2	1	3
	French	2	2	4
	German	9	5	14
	Greek	6	5	11
	Hungarian	2	3	5
	Icelandic	1	0	1
	Irish	2	1	3
	Italian	11	9	20
	Latvian	3	1	4
	Lithuanian	4	0	4
	Norwegian	2	1	3
	Polish	2	1	3
Portuguese	2	2	4	
Romanian	1	2	3	
Spanish	2	5	7	
Swedish	1	0	1	
Swiss	2	0	2	
PG TOTAL		85	62	147

TOTAL**301****212****513**

NON-EU/EEA • FULL-TIME STUDENTS

COURSE TYPE	NATIONALITY	FEMALE	MALE	TOTAL
Undergraduate	Albanian	1	1	2
	Algerian	1	0	1
	American	1	0	1
	Azeri	0	1	1
	Canadian	1	1	2
	Chinese (PR)	1	0	1
	Eritrean	0	2	2
	Ethiopian	0	1	1
	Georgian	1	0	1
	Guineans	0	1	1
	Indian	1	2	3
	Israeli	1	0	1
	Japanese	1	2	3
	Jordanian	2	1	3
	Kazakhstani	2	0	2
	Kenyan	3	0	3
	Kuwaiti	27	48	75
	Libyan	11	12	23
	Malaysian	0	1	1
	Nigerian	4	1	5
	Omani	34	24	58
	Palestinian	0	2	2
	Peruvian	1	0	1
	Russian	14	11	25
	Saudi	2	18	20
	Serbian	3	3	6
	South African	0	1	1
Tajik	1	0	1	

NON-EU/EEA • FULL-TIME STUDENTS CONT.

COURSE TYPE	NATIONALITY	FEMALE	MALE	TOTAL
	Tanzanian	0	1	1
	Tunisian	1	1	2
	Turkish	2	1	3
	Ukrainian	4	1	5
	Yemeni	1	0	1
	Zimbabwean	1	0	1
UG TOTAL		122	137	259
Postgraduate	Algerian	0	1	1
	American	24	13	37
	Azeri	0	1	1
	Bahamian	1	0	1
	Bangladeshi	1	0	1
	Bermudian	0	1	1
	Canadian	1	1	2
	Chilean	0	1	1
	Chinese (PR)	7	1	8
	Colombian	1	0	1
	Egyptian	0	2	2
	Ethiopian	0	2	2
	Filipino	3	1	4
	Gambian	0	1	1
	Georgian	1	1	2
	Indian	4	0	4
	Indonesian	1	0	1
	Iranian	2	0	2
	Japanese	1	0	1

NON-EU/EEA • FULL-TIME STUDENTS *CONT.*

COURSE TYPE	NATIONALITY	FEMALE	MALE	TOTAL
	Jordanian	1	0	1
	Kenyan	2	2	4
	Kosovan	1	0	1
	Kuwaiti	1	2	3
	Libyan	7	9	16
	Moldovan	0	1	1
	Moroccan	2	0	2
	Mozambican	1	0	1
	Nigerian	0	3	3
	Pakistani	2	0	2
	Palestinian	6	3	9
	Paraguayan	1	0	1
	Russian	3	0	3
	Saint Lucian	1	0	1
	Samoan	1	0	1
	Serbian	1	0	1
	Seychellois	0	2	2
	Singaporean	1	0	1
	Somali	0	1	1
	South African	0	2	2
	Sri Lankan	0	1	1
	Swazi	0	1	1
	Syrian	0	1	1
	Taiwanese	1	0	1
	Tanzanian	1	1	2
	Thais	1	0	1

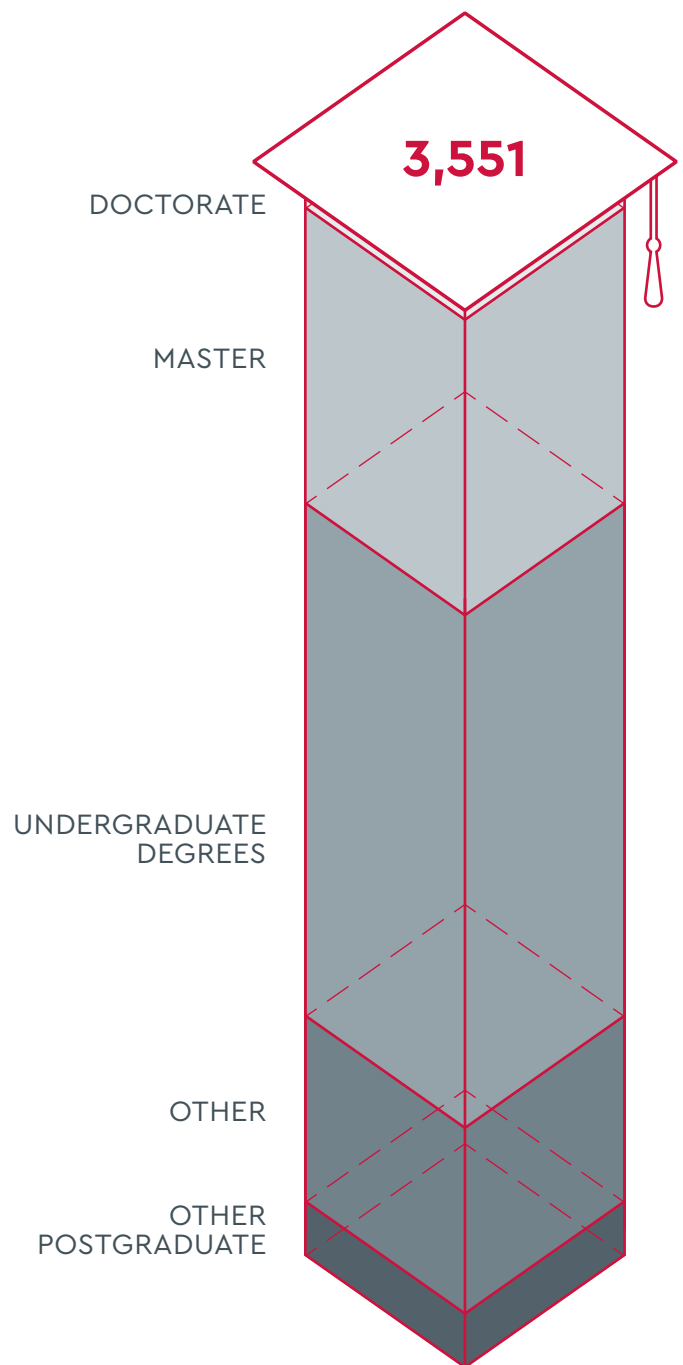
NON-EU/EEA • FULL-TIME STUDENTS *CONT.*

COURSE TYPE	NATIONALITY	FEMALE	MALE	TOTAL
	Tongan	1	0	1
	Tunisian	2	0	2
	Ugandan	2	0	2
	Ukrainian	3	1	4
	Venezuelan	1	0	1
	Vietnamese	0	2	2
	Zimbabwean	1	2	3
PG TOTAL		91	60	151
TOTAL		213	197	410



GRADUATES

LEVEL	TOTAL
Doctorate	37
Master	992
Undergraduate Degrees	1720
Other	623
Other Postgraduate	179
TOTAL	3551



ERASMUS+ OUTBOUND STUDENTS

COUNTRY	2015/2016	COUNTRY	2015/2016
Austria	5	Latvia	2
Belgium	18	Lithuania	6
Croatia	2	Netherlands	9
Czech Republic	15	Norway	2
Denmark	9	Poland	17
Finland	9	Portugal	1
France	7	Romania	1
Germany	6	Slovakia	1
Hungary	0	Spain	7
Iceland	1	Sweden	5
Ireland	20	United Kingdom	102
Italy	55	TOTAL	300

30
INCREASE IN
STUDENTS FROM 2015



300
OUTBOUND

ERASMUS+ INBOUND STUDENTS

COUNTRY	2015/2016	COUNTRY	2015/2016
Albania	1	Latvia	4
Austria	11	Lithuania	10
Belgium	23	Netherlands	10
Bulgaria	5	Norway	0
Croatia	0	Poland	8
Czech Republic	17	Portugal	0
Denmark	13	Romania	1
Finland	14	Slovakia	3
France	37	Slovenia	5
Germany	45	Spain	7
Greece	2	Sweden	5
Hungary	2	Switzerland	0
Iceland	0	Turkey	4
Ireland	24	United Kingdom	68
Italy	72	TOTAL	391

49
INCREASE IN
STUDENTS FROM 2015



391
INBOUND

INTERNATIONAL EXCHANGE OUTGOING STUDENTS

COUNTRY	2015/2016
Canada	3
USA	5
TOTAL	8



INTERNATIONAL EXCHANGE INCOMING STUDENTS

COUNTRY	2015/2016
Australia	1
Austria	1
Brazil	5
Canada	14
Chile	0
China	0
Croatia	0
Denmark	2
Netherlands	5
France	2
Germany	30
Italy	1
Japan	3
Korea	12
Macedonia	1
Portugal	1
Spain	2
Tunisia	0
United Kingdom	1
USA	33
TOTAL	114
