

L-Università
ta' Malta



2017 • ANNUAL REPORT



TABLE OF CONTENTS

TABLE OF CONTENTS	1
LIST OF TABLES AND FIGURES	2
FOREWORD BY THE RECTOR	3
MISSION STATEMENT	4
GOVERNANCE OF THE UNIVERSITY	5
Council	5
Senate	7
OPERATIONAL REVIEW	9
Number of University Students	13
Programme Offerings	14
Certificates, Diplomas and Degrees Conferred	15
University Staff	16
FINANCIAL REVIEW	17
FINANCIAL REPORT	19
Income and Expenditure Accounts	19
Statements of Financial Position	20
UNIVERSITY ACHIEVEMENTS	23
Students by Locality	23
Students by Gender	26
Total Students by Level	27
International Students	28
Erasmus+ Outbound Students	41
Erasmus+ Inbound Students	42
International Exchange Outgoing Students	43
International Exchange Incoming Students	44

LIST OF TABLES AND FIGURES

1 • NO. OF PUBLICATIONS PUBLISHED BY UM ACADEMICS	10
2 • NUMBER OF UNIVERSITY STUDENTS	13
3 • PROGRAMME OFFERINGS	14
4 • CERTIFICATES, DIPLOMAS AND DEGREES CONFERRED	15
5 • UNIVERSITY STAFF	16
6 • INCOME AND EXPENDITURE ACCOUNTS	19
7 • STATEMENTS OF FINANCIAL POSITION	20
8 • STUDENTS BY LOCALITY	23
9 • STUDENTS BY GENDER	26
10 • TOTAL STUDENTS BY LEVEL	27
11 • INTERNATIONAL STUDENTS	28
North America	28
Europe	29
Asia & Oceania	32
EU/EEA	34
Non EU/EEA	37
12 • ERASMUS+ OUTBOUND STUDENTS	41
13 • ERASMUS+ INBOUND STUDENTS	42
14 • INTERNATIONAL EXCHANGE OUTGOING STUDENTS	43
15 • INTERNATIONAL EXCHANGE INCOMING STUDENTS	44



FOREWORD BY THE RECTOR

PROFESSOR ALFRED J. VELLA • RECTOR

It is my distinct pleasure to introduce this annual report of the University of Malta (UM) for 2017, the second academic year over which I am presiding as Rector.

We have maintained the good work laid down by the previous Rectorate and now have proceeded to consolidate and innovate where found to be necessary. During the period under review, a suite of initiatives were approved and put into practice at UM. A revitalised brand image and corporate identity will better position the University of Malta as a recruiting – rather than an admitting – higher education institution in the increasingly competitive field – or dare I say market? – of both domestic and international tertiary education. A protocol for the recognition of prior learning will make it easier for adult learners and those with unconventional qualifications to enter university and proceed with studies there. Programmes to enhance the ability of university students to study and write in the English language will improve their competence in this vital communicative medium. And a Doctoral School will offer coordination and camaraderie to those engaged in PhD related research and whose numbers we earnestly would like to grow further.

The robust economic growth affecting the Maltese economy has had a mixed impact on our university and its operations. Many students, notionally full time, are also active in the labour market: this can increase stress and physical fatigue, can compromise classroom attendance and can reduce the availability of time that students can dedicate to their studies. The higher costs of rental accommodation in Malta risk denting UM's appeal as a competitive destination to international students; although international student numbers at UM (excluding ERASMUS-related incoming students registered with overseas institutions) have now surged above 1,000. To counteract this effect, we are strengthening our drive to attract students from further afield than the European

Union countries, the success of which will benefit from revisions recently introduced by Government of the student visa policy for non-EU students, including work-related rights thus permitting such learners to seek gainful part-time employment while studying at UM.

The University of Malta is rightly proud of its long and distinguished past: it is the oldest tertiary education institution in the Commonwealth outside England and Scotland. And we are excited and emboldened by the challenges of the future. Our academic staff members are being encouraged to consider blended forms of tuition, and they are being introduced to on-line teaching platforms as part of their ongoing professional development. The exciting opportunities of (blockchain related) distributive ledger technologies (DLT) will be facilitated through apposite measures, in step with Government's plans to make Malta a destination of choice for such investment. And we are looking forward to organise the broad consultations which will help us conceive a Strategic Plan to guide UM forward.

We have high hopes that our need for additional and sorely-needed research infrastructure in the engineering, science and related areas will shortly be met by significant grants of European money: only in this way can the University continue to play a crucial and vital role, without which, outcomes of the national smart specialisation and innovation research policy cannot materialise effectively. Meanwhile, we continue actively to seek other sources of financing to allow growth in other important areas, most notably in sports education and the performing arts: these sectors require our immediate attention.

I wholeheartedly thank all those who have contributed to the unfolding success story called *L-Universita' ta' Malta* and I look confidently and encouragingly to the months and years ahead.

MISSION STATEMENT

The mission of the University of Malta is to serve the aspirations of the people of these Islands through locally and globally significant research and the provision of higher education of quality in the arts, sciences and the humanities as required for Malta's economic, social and cultural development, via the scholarship of discovery, teaching and service to the community.

These functions shall be delivered in a sustainable manner that is responsive to this country's present and emergent needs.



GOVERNANCE OF THE UNIVERSITY

COUNCIL

The Council is the supreme governing body of the University. Its functions are defined in the Education Act, Section 77. Council consists of thirty-two members, including the President.

The members of Council are listed hereunder:

PRO-CHANCELLOR – PRESIDENT *(ex officio)*

Dr Michael Sciriha

RECTOR – VICE PRESIDENT *(ex officio)*

Professor Alfred J. Vella

REPRESENTATIVES OF SENATE

Professor Joseph Cacciottolo
Professor Dominic Fenech
Professor Emmanuel Sinagra
Professor Alex Torpiano

MEMBERS ELECTED BY THE ACADEMIC STAFF

Professor Frank Camilleri
Professor Liberto Camilleri
Professor Irene Sciriha Aquilina *(up to 5.03.2017)*
– Professor Jean Calleja Agius *(as from 8.03.2017)*

MEMBERS ELECTED BY THE NON-ACADEMIC STAFF

Ms Stephanie Abood
Mr Elton J Baldacchino
Mr Noel Caruana

STUDENT REPRESENTATIVES

Mr Gayle Lynn Callus *(up to 10.11.2016)*
– Mr Alexander Hili *(as from 11.11.2016)*
Mr Ryan Falzon
Mr Manuel Xuereb

MEMBER APPOINTED BY THE MINISTER FOR EDUCATION, YOUTH AND EMPLOYMENT

Mr Joseph Caruana

MEMBER APPOINTED BY THE CHAIRMAN OF THE FOUNDATION FOR THEOLOGICAL STUDIES

Rev. Professor George Grima

MEMBERS APPOINTED BY THE PRIME MINISTER TO REPRESENT THE GENERAL INTEREST OF THE COUNTRY

Mr Carmel Cachia
Mr Reno Calleja
Mr Joseph Cauchi

Mr Reginald Fava
Ms Josanne Ghirxi
Mr Mario Grech
Mr Godfrey Grima
Dr Nadine Lia
Mr Charles Micallef
Ms Maria Micallef
Mr Maurice Mizzi
Ms Elizabeth Pisani
Ms Marika Tonna
Dr James Foden
Mr Charles Zammit



THE COUNCIL HAS
ESTABLISHED A NUMBER
OF COMMITTEES WITH
SPECIFIC RESPONSIBILITIES
AS FOLLOWS:

- Student Affairs Committee
(including Travel Grants,
Bursaries, Scholarships)
- Staff Scholarship
and Bursaries Committee
- Staff Affairs Committee
- Academic Resources
Funds Committee
- Further Training and Work Resources Fund
Committee for Support Staff
- Committee to consider extension
of appointments of Academic Staff
- Finance Committee
- IT Services Committee
- Safety Committee
- Committee for Gender Issues
- University House Liaison Committee
- Board of Discipline (Administrative,
Technical and Industrial Staff)



GOVERNANCE OF THE UNIVERSITY

SENATE

The University Senate is responsible for the general direction of the academic matters of the University and deals with any matter of an academic nature arising in the administration of the University. Senate regulates studies and research in the University; it establishes by regulations the conditions for admission into the University; makes regulations governing all courses leading to University awards, and approves programmes of study constituting such courses. It also advises the Council on matters of an academic nature.

The members of Senate are listed hereunder:

PRESIDENT

(ex officio)

Professor Alfred J. Vella

Professor Charles V. Sammut
Professor Alex Torpiano
Professor Angela A. Xuereb

PRO-RECTORS

Professor Godfrey Baldacchino
Professor Joseph Cacciottolo
Dr Carmen Sammut
Professor Tanya Sammut-Bonnici
Professor Ing. Saviour Zammit

DEANS

Rev. Professor Emmanuel Agius
Professor Kevin Aquilina
Professor Nikolai Attard
Professor Frank Bezzina
Professor Noellie Brockdorff
Professor Ernest Cachia
Professor Sandro Caruana
Professor Andrew Azzopardi
Professor Dominic Fenech
Professor Godfrey Laferla
Dr Ing. Andrew Sammut

REPRESENTATIVES FROM EACH OF THE FACULTIES

Professor Joseph A. Cannataci
Dr Maria Luisa Gainza-Cirauqui
Dr Ing. Marvin Bugeja
Professor Spiridione Buhagiar
Dr Ing. Owen Casha
Dr Nadia Delicata
Dr Raymond Galea
Professor Adrian-Mario Gellel
Dr Simon Grima
Dr Roberta Sammut (*up to 22.02.2017*)
– Dr Roderick Bugeja (*as from 24.02.2017*)
Professor Keith Sciberras
Dr Sandra Scicluna Calleja (*up to 12.02.2017*)
– Dr Dione Mifsud (*as from 16.02.2017*)
Professor Emmanuel Sinagra

STUDENT REPRESENTATIVES

Mr Clayton Axisa
Mr Andrew Muscat (*up to 10.11.2016*)
– Mr Patrick Gatt (*as from 11.11.2016*)
Ms Francienne Muscat (*up to 10.11.2016*)
– Mr Denis Muscat (*as from 11.11.2016*)
Mr Michael Piccinino
Mr Dirk Urpani (*up to 10.11.2016*)
– Mr Daniel Vella (*as from 11.11.2016*)

REPRESENTATIVES OF THE MINISTER FOR EDUCATION AND EMPLOYMENT

Dr Frank Fabri
Ms Renee Laiviera

REPRESENTATIVES OF THE INSTITUTES

Professor Maria Attard
Professor Henry Frendo

LIBRARIAN

(*ex officio*)

Mr Kevin J. Ellul

SECRETARY – REGISTRAR

Ms Veronica Grech

THE SENATE HAS ESTABLISHED A NUMBER OF COMMITTEES WITH SPECIFIC RESPONSIBILITIES AS FOLLOWS:

- Board to consider Absences from Assessments
- Committee for Students' Requests
- Committee for Student Societies
- Committee for the Implementation of the Students' Charter
- Committee of Discipline (regarding Students' Misconduct)
- Committee when students/applicants present a Police Conduct
- Distance and E-Learning Committee
- Doctoral Academic Committee
- Editorial Board
- Library Committee
- Plagiarism Committee
- Professional Development Committee
- Programme Validation Committee
- Quality Assurance Committee
- University Admissions Board
- University Assessment Disciplinary Board
- University Research Ethics Committee
- Web Editorial Board

OPERATIONAL REVIEW

Teaching and learning, research and innovation, and outreach to industry and the community has been the mission of the University of Malta for more than a decade now in the pursuit of transforming into a Third Generation international university based on these three pillars. The financial/academic year in review saw the University Group gaining momentum through new initiatives and in the evolution of the University and the companies themselves.

TEACHING AND LEARNING

The number of graduates at doctoral level continued to increase during 2016/7 with a total of 54 graduating as follows: 36 PhDs, 16 PharmDs, 1 D.Mus. and 1 S.Th.D. A total of 89 students commenced doctoral level studies during this academic year, bringing the total number of students at this level to 351.

The University's collaboration with various international higher education institutions continued during this academic year. The programmes offered with George Mason University, the University of Illinois at Chicago, Shanghai University of Traditional Chinese Medicine also accepted students, whilst a new joint programme was offered within the ambit of the Erasmus+ programme in Adult Education for Social Change. In collaboration with the Museum of Western Australia the University offered for the first time a Master of Arts in Global Maritime Archaeology.

Following extensive discussions with the Ministry for Education and Employment, the Malta Union of Teachers and other key stakeholders, the Faculty of Education restricted their initial teacher training programme by offering a Master in Teaching and Learning which can be accessed by holders of a first cycle degree. Since a key

improvement in the preparation of students to become effective teachers was the support by experienced teachers, the University also embarked on providing a Postgraduate Certificate in Educational Mentoring for practising teachers which proved very popular.

The Faculty of Laws also reviewed its previous Doctor of Laws programme following extensive consultations with stakeholders. At the beginning of this academic year, this programme was replaced by two Master level programmes leading to the Master of Advocacy and Master of Notarial Studies.

New Master programmes were also offered for the first time in the areas of Aerospace Technologies, Archaeological Practice, Laparoscopic Surgery, Social Wellbeing Studies, and Youth Justice.

RESEARCH AND INNOVATION

STRATEGY

During 2017, the University of Malta continued to address the low level of local funding in R&D and the low number of doctoral students. To address the former, the University started work on a research cluster strategy, which would see the formation of a number of research groups which would be funded to focus on research areas of national interest, to attract more national funding.

To address the low number of doctoral students, the University of Malta proposed offering fifty doctoral scholarships to third country nationals, predominantly in the form of fee waivers of up to 100%. A significant proportion of the funding for Research Clusters is also targeted at research support officers, who would also be expected to pursue doctoral studies.

STRUCTURAL FUNDS

During 2017 the University of Malta readied itself to apply for ERDF Priority I structural funds to strengthen its research infrastructure. After discussions with the local authorities, the Transdisciplinary Research and Knowledge Engineering (TRAKE) and the Sustainable Living Complex (SLC) projects were redesigned in line with funding conditions.

Three applications were submitted on the 29th September 2017, under Operational Programme I of the Cohesion Policy 2014-2020, Priority Axis 1 – Investing in research, technological development and innovation. The three applications featured: the TRAKE project costing €17.4 million; the SLC project costing €37.3 million; and the CAMRA project costing €4.7 million, to set up the Centre for Applied Materials Research and Analysis.

The University expects ERDF PA 1 projects to be awarded by the Managing Authority in 2018 and started working on the tenders to be on schedule should the expected outcomes materialise for the three applications.

PUBLICATIONS

The research output of the University of Malta continued its growth during 2017. Statistics generated by Scopus and Web of Science show that 818 publications were published by UM academics during 2017.

PROJECTS FUNDED THROUGH RESEARCH GRANTS

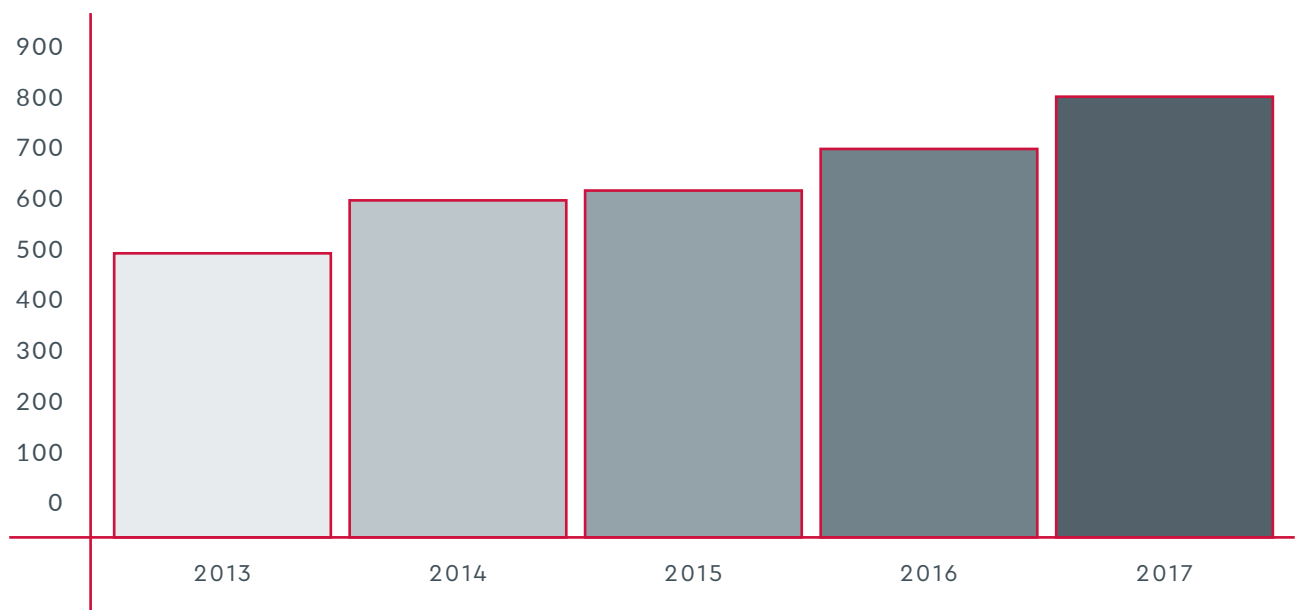
During this year, 72 research grants were won by UM academics and post-doc researchers, representing nearly €4.0 million worth of external funds.

RIDT also managed to generate €589,300 worth of donations for research projects at the University of Malta, mainly in the field of medical research.

RESEARCH INFRASTRUCTURE

The construction of the Materials Research Laboratory was finalised during 2017, and tender documents were prepared for M&E services. Installation of M&E services is expected during 2018.

NO. OF PUBLICATIONS PUBLISHED BY UM ACADEMICS



RESEARCH STAFF

The number of resident academics reached 961 in 2015/2016. These academics are expected to spend one third of their time in academic research. There were also 153 research support officers engaged as post-docs or through projects.

PHD STUDENTS AND PROFESSIONAL DOCTORATE STUDENTS

The number of doctoral students increased to 308 in 2017, up from 282 in 2016. The number of professional doctoral students also increased, reaching 43 in 2017, up from 35 in 2016.

The number of doctoral degrees conferred in 2017 was 38, and complemented with another 16 professional doctorates.

OUTREACH AND ENTREPRENEURSHIP

The Knowledge Transfer Office worked with an increasing number of academics to support their efforts in research commercialisation. The wide variety of projects included electricity poles constructed from composite materials, floating offshore solar technologies, and molecules that can detect corrosion. Several projects reached significant milestones. In particular, the group behind FLASC, a technology for offshore energy storage, deployed their 1:10 scale prototype in the Grand Harbour with the support of MedServ. The device is collecting data to confirm projections for its viability. Efforts to spin out a company to develop the technology further are under way. The Office was also instrumental in the publication of an Academic Medical English book by the International School for Foundation English.

The Knowledge Transfer Office worked closely with Malta Marittima to launch the Maritime Seed-Fund Award (MarSA). This programme provides financial support of proof-of-concept projects and start-ups in the Maritime field.

With respect to industry-academia collaboration, the Knowledge Transfer Office focused primarily on promoting the new Malta Enterprise collaborative R&D schemes for industry, and were actively involved in funding applications by Nanotech Analysis, a company

developing a novel nano-technology for detection of trace chemicals; Parallels Inc, a software company involved in cross-platform solutions; and Iris Hi-tech, a company involved in technologies for the food industry.

INFRASTRUCTURAL WORK

During the Academic year 2016/2017, the University continued with its programme to refurbish and upgrade its lecture halls, by effectively creating state of the art lecturing facilities in Lecture Hall 1 and 2 and in all the adjoining lecture rooms at the Dun Mikiel Xerri Lecture Centre Building.

The construction of the shell structure of the Materials Engineering Labs reached an advanced stage and progress on the Electrical/Mechanical services and the Finishes is anticipated to continue on this project throughout 2018.

The final phase in the restoration and refurbishment work on the Ground Floor at the Valletta Campus was completed. Works also progressed steadily on the restoration of the internal courtyard facades. Refurbishment work reached an advanced stage on the School of Performing Arts Theatre.

At the Junior College the refurbishment work on the FourthFloor level was also completed whilst preparatory work on the refurbishment of the Physics Labs was initiated. A Tender was issued for the resurfacing of the five a side football pitch with artificial turf and the installation of floodlights.

Ongoing discussions continued on the University Residences and Community Complex Project between the developer and the Planning Authority to solve outstanding issues for the issue of the PA permit. Works are expected to commence on site mid 2018

UNIVERSITY EVENTS

During 2017, the Valletta Campus hosted more than 200 events, including symposia, public lectures, conferences and seminars, as well as a number of book launches and an artistic exhibition by local artist Mark Muscat in April. In March, the Valletta Campus hosted a debate entitled 'Investigative Journalism – Joys and Throes' organised by the University of Malta Debating Union, which featured world-renowned journalist Stephen Sackur.

Some of the international conferences held at the Valletta Campus include:

- The EUROMED Police First High Level Workshop in February 2017;
- The World Symposium on Life Long Learning and Sustainable Development organised by the Centre for Environment Education and Research in March 2017;
- The ECTNA General Assembly organised in collaboration with the Department of Chemistry in April 2017;
- The Sarin International Air Law Moot Court Competition in April 2017;
- The 25th Mediterranean Conference on Control and Automotion organised by the Faculty of Engineering in July 2017.
- The Valletta Campus Theatre, closed for refurbishment for a year, was also reopened and inaugurated in March 2017, opening the doors to a calendar of performances and cultural events.

THE RESEARCH, INNOVATION AND DEVELOPMENT TRUST (RIDT)

The support for the Research, Innovation and Development Trust (RIDT) continued to be received from different sectors of the Maltese community. During this period the RIDT received major donations for research in brain disorders, cancer, engineering, ICT and mathematics, while the first in a series of community-funded PhD students in cancer research graduated.

The RIDT also launched a call for the funding of small research projects across all areas of study. A total of 79 proposals were received, out of which 15 projects were awarded funding that totalled €69,000.

THE COMPANIES

Although the Operating Profits of the Companies experienced a drop from the previous year, they were still enough to register an increase over the results of the 2016/2016 achievements and thus maintain the dividend policy of the Group at the same levels of the previous years.

This slight drop in profitability was largely expenditure-driven as the Group strengthened its HR structure of its Consultancy and Sports & Leisure Units in an effort to enhance business development in these areas for the future. Revenue for the Group in fact continued to increase in almost all areas.

Besides HR costs there was also a necessary increase in Depreciation as the Group invested in facilities for regulatory purposes as it finally successfully obtained the Malta Tourism Authority license of a Hostel for a large part of the Residence in Lija. During this same year the Group also secured the extension of the current lease for the Lija Residence for an additional period of two to four years beyond the 31st December, 2018.

During this year the Group laid the foundation for future new and long-term revenue-generating services such as the hire of graduation gowns and selling of advertising space on billboards, amongst others.



NUMBER OF UNIVERSITY STUDENTS

CATEGORY	2013/14		2014/15		2015/16		2016/17		
	F	M	F	M	F	M	F	M	TOTAL
STUDENTS (full-time and part-time)									
Pre-tertiary certificates	44	51	45	36	28	56	36	41	77
Certificates	134	62	80	43	162	85	128	66	194
Diplomas	482	335	546	376	410	299	403	268	671
Undergraduate degrees	3691	2693	3774	2696	3847	2759	3837	2627	6464
Postgraduate certificates	75	25	108	39	102	35	124	35	159
Postgraduate diplomas	132	96	103	79	25	24	6	0	6
Master degrees	1658	1290	1663	1348	1656	1390	1794	1441	3235
Professional Doctorates	-	-	11	7	21	14	25	18	43
Doctoral degrees	112	154	123	145	121	161	136	172	308
Other	214	127	125	69	375	230	376	245	621
International students	419	331	447	350	513	409	552	395	947
TOTAL NUMBER OF STUDENTS	6961	5164	7025	5180	7260	5462	7417	5308	12725

PROGRAMME OFFERINGS

CATEGORY	2013/14	2014/15	2015/16	2016/17
Pre-tertiary certificates	3	4	3	4
Certificates	7	2	4	11
Diplomas	32	30	26	28
Undergraduate degrees	339	334	332	337
Postgraduate certificates	21	20	17	3
Postgraduate diplomas	27	31	2	2
Master degrees	169	183	266	283
Master of Philosophy	64	58	93	100
Professional Doctorates	-	1	2	2
Doctoral degrees	58	52	73	75
Other	19	18	21	18
TOTAL PROGRAMMES OFFERED	739	733	839	863

CERTIFICATES, DIPLOMAS AND DEGREES CONFERRED

CATEGORY	2013/14		2014/15		2015/16		2016/1	
	F	M	F	M	F	M	F	M
Pre-tertiary certificates	22	27	35	29	23	42	29	28
Certificates	112	55	55	45	77	30	71	41
Diplomas	217	184	289	159	248	203	266	166
Undergraduate degrees	976	655	945	681	1040	640	1053	713
Postgraduate certificates	76	28	107	39	66	28	109	29
Postgraduate diplomas	133	84	132	89	44	41	26	17
Master degrees	538	415	579	426	524	468	647	514
Professional Doctorates	-	-	-	-	-	-	10	6
Doctoral degrees	37	27	19	14	15	24	18	20
TOTAL AWARDS	2111	1475	2161	1482	2037	1516	2229	1534


UNIVERSITY STAFF

CATEGORY	2013/14		2014/15		2015/16		2016/17	
	F	M	F	M	F	M	F	M
Resident academic staff	306	588	316	598	338	610	351	610
Visiting teaching staff	238	458	284	475	293	491	294	496
Post docs (Research Officers 4)	-	2	3	6	3	3	3	5
Other research or project related staff	76	73	63	60	60	56	67	78
Managerial, admin, technical & support staff	483	379	496	387	508	382	527	405
TOTAL NUMBER OF STAFF	1103	1500	1162	1526	1202	1542	1242	1594
% of resident academics with doctorates	63.4	79.1	65.2	79.1	64.5	79.5	66.1	80.5
% of resident academics who are associate & full professors	14.1	29.4	14.2	30.1	14.2	29.8	13.1	31.6

FINANCIAL REVIEW

For another consecutive year, the University and the Group have registered a surplus (€239,230 for the University and €652,234 for the Group), albeit a lower surplus than last year (€884,686 for the University and €777,936 for the Group). This was as expected since during the previous year there was an unexpected increase in fee income which during this year's budget was considered and utilised in the scaling up the University's operations.

The companies registered a slightly lower profit than last year as a result of investment in resources to diversify the business lines of the companies and venture into new business. During this year there was also a reclassification of some balances shown under faculty managed funds which were in effect being managed by the University's central administration. These have been reclassified to other reserves as part of the University's equity. As a result, the University's working capital position is no longer in a net liability situation but is positive and healthy (2017: €2,051,712; 2016: €46,331) and also ensuring that the financial statements show a fairer view of the financial situation.





FINANCIAL REPORT

INCOME AND EXPENDITURE ACCOUNTS

YEAR ENDED 30 SEPTEMBER, 2016

	GROUP		UNIVERSITY	
	€ • 2017	€ • 2016	€ • 2017	€ • 2016
Income	107,325,254	104,615,879	104,762,357	102,604,365
EXPENDITURE				
Staff costs	77,281,928	73,989,734	76,720,282	73,439,448
Pension costs	-	-	-	-
Other operating expenses	26,588,285	27,527,616	25,241,226	26,236,513
	103,870,213	101,517,606	101,961,508	99,675,961
Surplus before allocation to funds	3,455,041	3,098,263	2,800,849	2,982,404
NET ALLOCATION TO FUNDS				
Surplus before tax	(2,561,619)	(2,043,718)	(2,561,619)	(2,043,718)
Tax expense	893,422	1,054,545	239,230	884,686
Surplus for the year	(241,188)	(276,609)	-	-
	652,234	777,936	239,230	884,686

STATEMENTS OF FINANCIAL POSITION

AS AT 30 SEPTEMBER, 2017

	GROUP		UNIVERSITY	
	€ • 2017	€ • 2016	€ • 2017	€ • 2016
ASSETS • NON-CURRENT ASSETS				
Property, plant and equipment	65,506,386	64,682,160	63,906,868	62,942,407
Investment in subsidiaries	-	-	748,313	748,313
Deferred tax	48,844	2,173	-	-
Investments	489,757	526,538	458,509	458,509
Trade and other receivables	10,878,697	11,606,313	10,878,697	11,606,313
TOTAL NON-CURRENT ASSETS	79,923,684	76,817,184	75,992,387	75,755,542
ASSETS • CURRENT ASSETS				
Inventories	45,226	56,720	-	-
Capital projects funding	4,825,197	7,231,241	4,825,197	3,988,510
Trade and other receivables	21,879,627	20,992,660	22,828,004	21,895,642
Short term deposits	200,000	200,000	-	-
Cash and cash equivalents	21,477,760	18,241,317	19,005,504	16,581,029
TOTAL CURRENT ASSETS	48,427,810	46,721,938	46,658,705	45,707,912
TOTAL ASSETS	125,351,494	123,539,122	122,651,092	100,222,287
FUNDS & LIABILITIES • FUNDS & EQUITY				
Specific endowment funds	328,982	365,682	328,982	365,682

OTHER FUNDS				
Capital fund	138,598	138,598	138,598	138,598
Special reserve	4,800,000	4,800,000	4,800,000	4,800,000
Other reserves	2,056,119	1,278,379	2,056,119	1,278,379
Accumulated net surplus	3,380,171	2,727,937	1,709,063	1,469,833
	10,374,888	8,944,914	8,703,780	7,686,810
Deferred grants	58,132,640	56,142,870	58,132,640	56,142,870
TOTAL FUNDS	68,507,528	65,087,784	66,836,420	63,829,680
TOTAL FUNDS & EQUITY	68,836,510	65,453,466	67,165,402	64,195,362

FUNDS & LIABILITIES • NON-CURRENT LIABILITIES

Deferred tax liability	39,180	-	-	-
Provision for liabilities and charges	10,830,736	12,290,592	10,830,736	11,606,313
TOTAL NON-CURRENT LIABILITIES		-		-
	10,869,916	12,290,592	10,830,736	11,606,313

FUNDS & LIABILITIES • CURRENT LIABILITIES

Funds designated for specific purposes:				
Academic	9,616,393	7,867,183	9,745,124	8,004,914
Operational resources	246,348	246,348	246,348	246,348
Other	951,068	928,902	951,068	928,902
Trade and other payables	28,660,975	32,183,695	27,647,748	31,454,500
Provision for liabilities and charges	6,055,666	4,342,836	6,055,666	5,027,115
Current tax liabilities	114,618	226,100	-	-
TOTAL CURRENT LIABILITIES	45,645,068	45,795,064	44,654,954	45,661,779
TOTAL LIABILITIES	56,514,984	58,085,656	55,485,690	57,268,092

TOTAL FUNDS AND LIABILITIES	125,351,494	123,539,122	122,651,092	121,463,454
------------------------------------	--------------------	--------------------	--------------------	--------------------



UNIVERSITY ACHIEVEMENTS

STUDENTS BY LOCALITY

LOCALITY	F	M	TOTAL	LOCALITY	F	M	TOTAL
Fi'Attard	262	247	509	Fi'Al Ghaxaq	68	43	111
Baħar iċ-Ċagħaq	11	9	20	G'Mangia	10	12	22
Il-Baħrija	14	3	17	Il-Gudja	56	55	111
Fi'Al Balzan	89	70	159	Il-Gzira	50	51	101
B'Buġia	131	95	226	Il-Ħamrun	66	45	111
Il-Bidnija	4	4	8	L-Ibraġġ	36	27	63
B'Kara	279	218	497	L-Iklin	79	57	136
Blata I-Bajda	2		2	Il-Kalkara	38	26	64
Buġibba	30	16	46	Il-Kappara	42	28	70
Burmarrad	15	9	24	Ta' Kerċem	41	19	60
Cospicua	16	22	38	Fi'Al Kirkop	43	27	70
Fi'Ad-Dingli	66	54	120	Fi'Al Lija	55	57	112
Il-Fgura	151	100	251	Fi'Al Luqa	70	50	120
Fleur-De-Lys	9	9	18	Il-Madliena	31	19	50
Il-Floriana	17	7	24	Il-Manikata	14	2	16
Fontana	15	12	27	Il-Marsa	24	14	38
Għajnsielem	53	22	75	Marsalforn	10	8	18
L-Għarb	28	18	46	L-Imdina	2	4	6
Il-Għargħur	54	35	89	Il-Mellieħa	117	81	198
L-Għasri	8	8	16	L-Imġarr	69	36	105

LOCALITY	F	M	TOTAL
Il-Mosta	391	293	684
L-Imqabba	63	34	97
L-Imrieħel	5	5	10
M'Scala	193	141	334
L-Imnsida	58	45	103
L-Imtarfa	47	31	78
Il-Munxar	30	15	45
M'Xlokk	67	36	103
In-Nadur	73	41	114
In-Naxxar	254	176	430
Paola	70	46	116
Pembroke	117	86	203
Il-Pieta'	28	12	40
Il-Qala	36	22	58
Il-Qawra	38	37	75
Ħal Qormi	182	129	311
Il-Qrendi	47	28	75
Ir-Rabat	126	107	233
Ħal Safi	33	28	61
Is-Salina	2	3	5
San Ġwann	179	108	287
San Lawrenz	14	9	23
San Pawl tat-Tarġa	16	12	28
Is-Sannat	43	18	61
Senglea	13	10	23
Is-Siġġiewi	158	116	274
Tas-Sliema	162	142	304



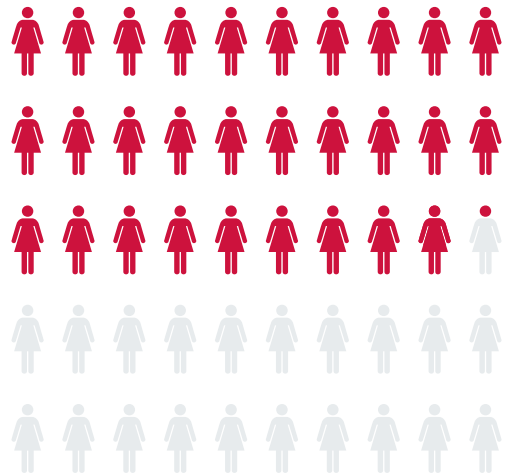
MOSTA

684 STUDENTS TOTAL

LOCALITY WITH LARGEST NUMBER
OF STUDENTS ENROLLED

LOCALITY	F	M	TOTAL
St Andrews	1	1	2
St Julians	102	86	188
St Paul's Bay	80	61	141
Sta Lucia	26	28	54
Sta Lucia - Gozo	1	2	3
Sta Venera	78	54	132
Is-Swatar	39	30	69
Is-Swieqi	136	85	221
Ta' Xbiex	15	14	29
Ħal Tarxien	116	88	204
Valletta	24	22	46
Victoria	147	108	255
Vittoriosa	15	6	21
Il-Wardija	2	3	5
Ix-Xagħra	88	36	124
Ix-Xemxija	16	4	20
Ix-Xewkija	77	39	116
Ix-Xgħajra	16	15	31
Ix-Xlendi	1	2	3
Ħaż Żabbar	210	122	332
Iż-Żebbiegħ	4	2	6
Ħaż Żebbuġ	172	146	318
Iż-Żebbuġ - Gozo	24	16	40
Iż-Żejtun	111	92	203
Iż-Żurrieq	192	107	299
TOTAL	6313	4518	10831

6,313 • WOMEN



4,518 • MEN



10,831 • TOTAL

79
INCREASE IN FEMALE
STUDENTS FROM 2016

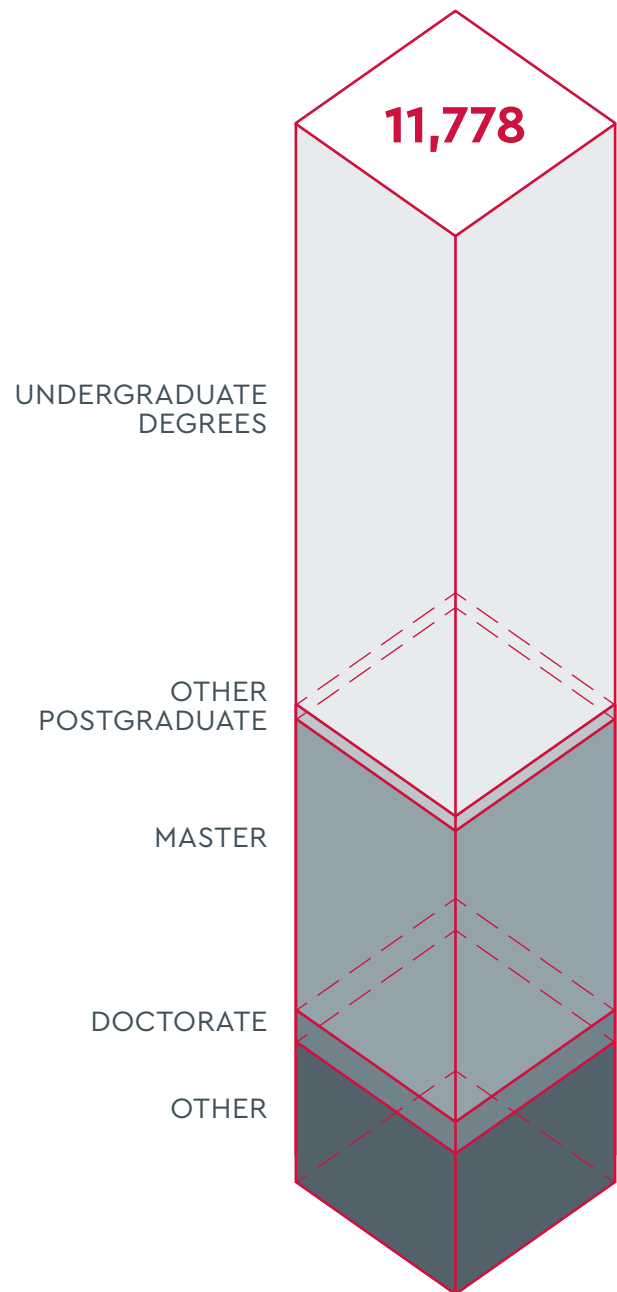
STUDENTS BY GENDER

FEMALE	MALE	TOTAL
6865	4913	11778



TOTAL STUDENTS BY LEVEL

LEVEL	TOTAL
Undergraduate Degrees	6464
Other Postgraduate	165
Master	3235
Doctorate	351
Other	1563
TOTAL	11778



INTERNATIONAL STUDENTS



NORTH AMERICA • FULL-TIME STUDENTS

COURSE TYPE	NATIONALITY	FEMALE	MALE	TOTAL
Undergraduate	American	1	0	1
	Canadian	0	1	1
UG TOTAL		1	1	2
Postgraduate	American	23	13	36
	Antiguan / Barbudan	1	0	1
	Bahamian	1	0	1
	Bermudian	1	2	3
	Canadian	0	1	1
	Saint Lucian	2	0	2
PG TOTAL		28	16	44
TOTAL		29	17	46

EUROPE • FULL-TIME STUDENTS

COURSE TYPE	NATIONALITY	FEMALE	MALE	TOTAL
Undergraduate	Albanian	1	1	2
	Austrian	1	0	1
	Belgian	2	0	2
	British	82	70	152
	Bulgarian	15	9	24
	Croatian	0	1	1
	Czech	2	0	2
	Danish	4	1	5
	Dutch	5	3	8
	Estonian	0	1	1
	Finnish	3	2	5
	French	12	3	15
	German	17	6	23
	Greek	3	3	6
	Hungarian	5	0	5
	Irish	1	2	3
	Italian	14	11	25
	Latvian	2	0	2
	Lithuanian	1	0	1
	Luxembourger	1	0	1
Macedonian	1	0	1	
Norwegian	1	0	1	
Polish	5	3	8	
Portuguese	1	1	2	

EUROPE • FULL-TIME STUDENTS CONT.

COURSE TYPE	NATIONALITY	FEMALE	MALE	TOTAL
	Romanian	5	1	6
	Russian	14	10	24
	Slovakian	1	0	1
	Spanish	4	3	7
	Swedish	0	2	2
	Swiss	1	1	2
	Turkish	3	0	3
	Ukrainian	6	2	8
UG TOTAL		213	136	349
Postgraduate	Austrian	0	2	2
	Belgian	0	2	2
	British	14	8	22
	Bulgarian	5	1	6
	Croatian	1	0	1
	Czech	1	0	1
	Danish	2	1	3
	Dutch	4	5	9
	Estonian	1	0	1
	Finnish	5	0	5
	French	4	1	5
	German	6	4	10
	Greek	3	4	7
	Hungarian	1	0	1

EUROPE • FULL-TIME STUDENTS CONT.

COURSE TYPE	NATIONALITY	FEMALE	MALE	TOTAL
	Icelandic	0	1	1
	Irish	2	2	4
	Italian	10	4	14
	Kosova	1	0	1
	Latvian	3	0	3
	Lithuanian	4	0	4
	Norwegian	1	1	2
	Polish	3	1	4
	Portuguese	0	1	1
	Romanian	6	1	7
	Russian	2	1	3
	Slovakian	0	2	2
	Spanish	4	3	7
	Swedish	2	0	2
	Swiss	4	1	5
	Ukrainian	5	1	6
PG TOTAL		91	46	137
TOTAL		304	182	486

ASIA & OCEANIA • FULL-TIME STUDENTS

COURSE TYPE	NATIONALITY	FEMALE	MALE	TOTAL
Undergraduate	Chinese (PR)	1	3	4
	Filipino	1	0	1
	Indian	0	1	1
	Indonesian	0	1	1
	Iranian	1	0	1
	Japanese	2	2	4
	Jordanian	1	1	2
	Kazakhstani	1	0	1
	Kuwaiti	29	48	77
	Malaysian	0	1	1
	Omani	36	25	61
	Palestinian	0	1	1
	Saudi	7	11	18
	Syrian	0	1	1
	Vietnamese	1	0	1
	Yemeni	1	0	1
	UG TOTAL		81	95
Postgraduate	Australian	1	0	1
	Bangladeshi	2	0	2
	Chinese (PR)	8	3	11
	Indian	3	1	4
	Indonesian	1	0	1
	Iranian	1	1	2

ASIA & OCEANIA • FULL-TIME STUDENTS CONT.

COURSE TYPE	NATIONALITY	FEMALE	MALE	TOTAL
	Jordanian	1	1	2
	Kazakhstani	2	0	2
	Kuwaiti	2	1	3
	Malaysian	1	0	1
	Nepalese	0	1	1
	Papua New Guinean	0	1	1
	Pakistani	2	0	2
	Palestinian	3	5	8
	Filipino	2	0	2
	Singaporean	1	0	1
	Sri Lankan	0	1	1
	Thai	1	1	2
	Tongan	2	0	2
	Vietnamese	0	4	4
PG TOTAL		33	20	53
TOTAL		114	115	229



EU/EEA • FULL-TIME STUDENTS

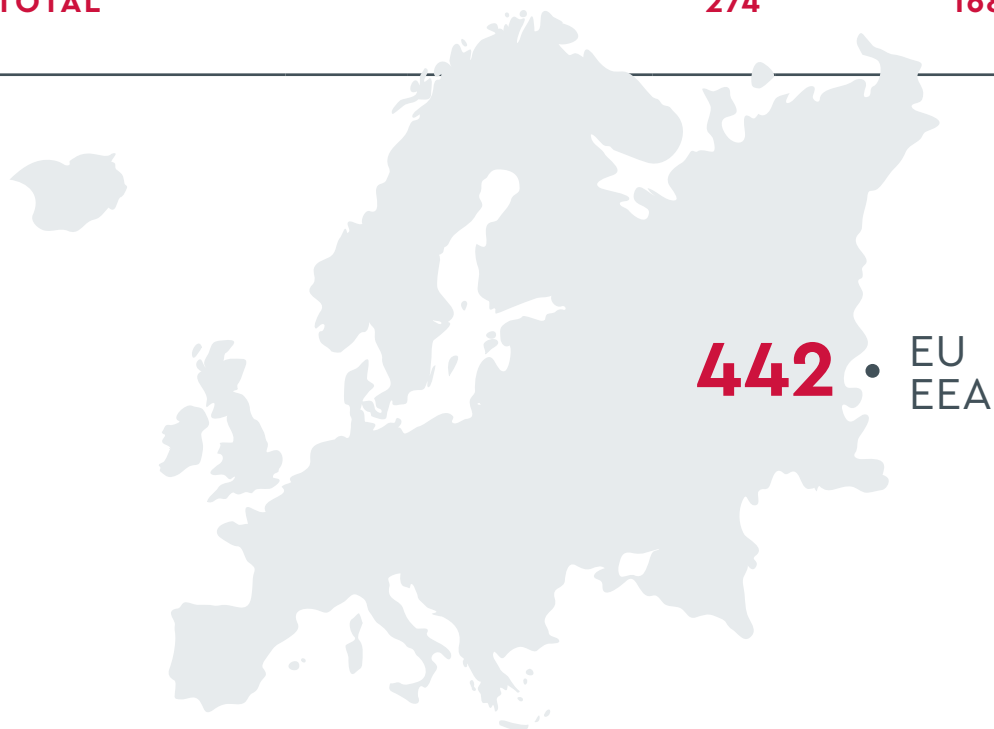
COURSE TYPE	NATIONALITY	FEMALE	MALE	TOTAL
Undergraduate	Austrian	1	0	1
	Belgian	2	0	2
	British	82	70	152
	Bulgarian	15	9	24
	Croatian	0	1	1
	Czech	2	0	2
	Danish	4	1	5
	Dutch	5	3	8
	Estonian	0	1	1
	Finnish	3	2	5
	French	12	3	15
	German	17	6	23
	Greek	3	3	6
	Hungarian	5	0	5
	Irish	1	2	3
	Italian	14	11	25
	Latvian	2	0	2
	Lithuanian	1	0	1
	Luxembourger	1	0	1
	Norwegian	1	0	1
Polish	5	3	8	
Portuguese	1	1	2	
Romanian	5	1	6	
Slovakian	1	0	1	

EU/EEA • FULL-TIME STUDENTS CONT.

COURSE TYPE	NATIONALITY	FEMALE	MALE	TOTAL
	Spanish	4	3	7
	Swedish	0	2	2
	Swiss	3	1	4
UG TOTAL		188	123	311
Postgraduate	Austrian	0	2	2
	Belgian	0	2	2
	British	14	8	22
	Bulgarian	5	1	6
	Croatian	1	0	1
	Czech	1	0	1
	Danish	2	1	3
	Dutch	4	5	9
	Estonian	1	0	1
	Finnish	5	0	5
	French	4	1	5
	German	6	4	10
	Greek	3	4	7
	Hungarian	1	0	1
	Icelandic	0	1	1
	Irish	2	2	4
	Italian	10	4	14
	Latvian	3	0	3
	Lithuanian	4	0	4

EU/EEA • FULL-TIME STUDENTS CONT.

COURSE TYPE	NATIONALITY	FEMALE	MALE	TOTAL
	Norwegian	1	1	2
	Polish	3	1	4
	Portuguese	0	1	1
	Romanian	6	1	7
	Slovakian	0	2	2
	Spanish	4	3	7
	Swedish	2	0	2
	Swiss	4	1	5
PG TOTAL		86	45	131
TOTAL		274	168	442



NON-EU/EEA • FULL-TIME STUDENTS

COURSE TYPE	NATIONALITY	FEMALE	MALE	TOTAL
Undergraduate	Albanian	1	1	2
	Algerian	1	0	1
	American	1	0	1
	Azeri	0	1	1
	Canadian	0	1	1
	Chinese (PR)	1	3	4
	Egyptian	3	4	7
	Eritrean	0	1	1
	Georgian	1	0	1
	Guinean	0	1	1
	Indian	0	1	1
	Indonesian	0	1	1
	Iranian	1	0	1
	Japanese	2	2	4
	Jordanian	1	1	2
	Kazakhstani	1	0	1
	Kenyan	3	0	3
	Kuwaiti	29	48	77
	Liberian	0	1	1
	Libyan	15	12	27
	Macedonian	1	0	1
	Malaysian	0	1	1
	Nigerian	2	2	4
	Omani	36	25	61
	Palestinian	0	1	1
	Peruvian	1	0	1

NON-EU/EEA • FULL-TIME STUDENTS *CONT.*

COURSE TYPE	NATIONALITY	FEMALE	MALE	TOTAL
	Filipino	1	0	1
	Russian	14	10	24
	Saudi	7	11	18
	Serbian	6	1	7
	Syrian	0	1	1
	Tanzanian	0	1	1
	Tunisian	1	0	1
	Turkish	3	0	3
	Ukrainian	6	2	8
	Vietnamese	1	0	1
	Yemeni	1	0	1
	Zimbabwean	2	0	2
UG TOTAL		142	133	275
Postgraduate	Algerian	1	1	2
	American	23	13	36
	Antiguan / Barbudan	1	0	1
	Australian	1	0	1
	Bahamian	1	0	1
	Bangladeshi	2	0	2
	Brazilian	2	0	2
	Canadian	1	2	3
	Chilean	0	1	1
	Chinese (PR)	8	3	11
	Colombian	1	0	1
	Ecuadorian	0	1	1

NON-EU/EEA • FULL-TIME STUDENTS *CONT.*

COURSE TYPE	NATIONALITY	FEMALE	MALE	TOTAL
	Egyptian	0	3	3
	Ethiopian	1	2	3
	Filipino	2	0	2
	Gambian	1	0	1
	Georgian	3	0	3
	Ghanaian	1	1	2
	Indian	3	1	4
	Indonesian	1	0	1
	Iranian	1	1	2
	Jordanian	1	1	2
	Kazakhstani	2	0	2
	Kittitian/Nevisian	1	0	1
	Kosovan	1	0	1
	Kuwaiti	2	1	3
	Libyan	7	8	15
	Malaysian	1	0	1
	Mexican	0	1	1
	Moldovan	1	0	1
	Moroccan	2	0	2
	Mozambican	1	0	1
	Nepali	0	1	1
	Papua New Guinean	0	1	1
	Nigerian	1	4	5
	Pakistani	2	0	2
	Palestinian	3	5	8
	Paraguayan	1	0	1
	Russian	2	1	3

NON-EU/EEA • FULL-TIME STUDENTS *CONT.*

COURSE TYPE	NATIONALITY	FEMALE	MALE	TOTAL
	Saint Lucian	2	0	2
	Seychellois	0	1	1
	Singaporean	1	0	1
	South African	0	2	2
	Sri Lankan	0	1	1
	Swazi	0	1	1
	Tanzanian	1	1	2
	Thai	1	1	2
	Tongan	2	0	2
	Tunisian	1	0	1
	Ugandan	1	0	1
	Ukrainian	2	0	2
	Venezuelan	1	0	1
	Vietnamese	0	4	4
	Zimbabwean	0	1	1
PG TOTAL		94	64	158
TOTAL		236	197	433



433 • NON-EU
EEA

ERASMUS+ OUTBOUND STUDENTS

COUNTRY	2016/2017	COUNTRY	2016/2017
Austria	5	Latvia	0
Belgium	20	Lithuania	6
Croatia	0	Netherlands	10
Czech Republic	22	Norway	0
Denmark	12	Poland	11
Finland	7	Portugal	0
France	9	Romania	0
Germany	12	Slovakia	2
Hungary	1	Spain	3
Iceland	0	Sweden	0
Ireland	23	United Kingdom	96
Italy	70	TOTAL	309

9

INCREASE IN
STUDENTS FROM 2016



309
OUTBOUND

ERASMUS+ INBOUND STUDENTS

COUNTRY	2016/2017	COUNTRY	2016/2017
Albania	0	Latvia	4
Austria	10	Lithuania	8
Belgium	19	Netherlands	6
Bulgaria	0	Norway	1
Croatia	0	Poland	20
Czech Republic	23	Portugal	3
Denmark	14	Romania	0
Finland	29	Slovakia	3
France	13	Slovenia	3
Germany	42	Spain	8
Greece	2	Sweden	9
Hungary	0	Switzerland	3
Iceland	0	Turkey	0
Ireland	17	United Kingdom	91
Italy	60	TOTAL	388

ONLY 3
DECREASE IN
STUDENTS FROM 2016



388
INBOUND

INTERNATIONAL EXCHANGE OUTGOING STUDENTS

COUNTRY	2016/2017
Australia	1
Canada	4
USA	3
TOTAL	8



INTERNATIONAL EXCHANGE INCOMING STUDENTS

COUNTRY	2016/2017
Australia	2
Austria	0
Brazil	3
Canada	6
Chile	1
China (PR)	4
Croatia	1
Denmark	1
Netherlands	7
France	3
Germany	20
Italy	1
Japan	4
Korea	4
Macedonia	0
Portugal	0
Spain	0
Tunisia	1
United Kingdom	0
USA	31
TOTAL	89
