



---

SUBJECT:	<b>Retail</b>
UNIT:	2
ASSIGNMENT:	3 – Controlled
TITLE:	The Island Bookstore
DATE SET:	17th April 2023
DEADLINE:	17th May 2023

---

### General Instructions

- Lines provided for sub-questions (a) and (b) indicate the length expected in the answers.
- Lines provided for sub-questions (c) do **not** necessarily indicate the length expected in the answers.
- Application criteria will be assessed in class.
- The time required to complete practical tasks will be communicated by the teacher.
- Answers may be either in English or in Maltese.

### Candidate's Declaration of Authenticity

I, the undersigned, \_\_\_\_\_ (*Name and Surname*),  
declare that all the work I shall submit for this assignment will be my own.

I further certify that if I use the ideas, words, or passages from existing sources, I will quote those words or paraphrase them and reference them by making use of a reference system.

I am aware that should I submit work which is not mine, or work which has been copied from one or more sources, I will be penalised as per MATSEC Examinations Board policies related to plagiarism.

Candidate's Signature: \_\_\_\_\_

I.D. Card No.: \_\_\_\_\_

Date: \_\_\_\_\_

### General Scenario

- 'The Island Bookstore' is a store selling books and related items.
- The store sells textbooks, fiction books, magazines, and newspapers.
- The store also sells other useful items such as pens and batteries.

### SECTION A – WRITE-ON

#### Question 1

**K-7 (4 marks)**

a. List **FOUR** factors to consider when packaging items.

Factor 1: \_\_\_\_\_

Factor 2: \_\_\_\_\_

Factor 3: \_\_\_\_\_

Factor 4: \_\_\_\_\_

b. List the **FIVE** materials and containers used for product packaging.

Material/Container 1: \_\_\_\_\_

Material/Container 2: \_\_\_\_\_

Material/Container 3: \_\_\_\_\_

Material/Container 4: \_\_\_\_\_

Material/Container 5: \_\_\_\_\_

c. Describe **FIVE** reasons why different types of packing are used for different retail products.

---

---

---

---

---

---

---

---

---

---

---

---

---

---

---

---

---

---

---

---

---

---

---

---

---

---

---

---

---

---

**Question 2**

**K-8 (4 marks)**

- a. Identify the **FOUR** materials that are used to protect different types of products, from the descriptions in Table 1. Use **FOUR** materials from the ones provided below.

<b>Materials</b>		
Plastic wrap	Carton	Polypropylene
Wood	Bubble wrap	Shredded paper




















Table 1: Materials that are used to protect different types of products.

<b>Descriptions</b>	<b>Identification of protective materials</b>
i. This material is made from a type of plastic that has air pockets. It is wrapped around products to absorb shocks and provides cushioning during transport. It protects the products from damages or breakages.	
ii. This material is made from a type of plastic that clings to the product. It appears transparent and can be safely used to cover food.	
iii. This material is durable, shock proof, and can withstand high pressures. This material is not flexible. It is suitable to carry heavy goods or valuable goods.	
iv. This material is tough, flexible and light weight. It is also highly resistant to chemicals, heat, and electricity. This material appears semi-transparent and white. This material is suitable for microwaveable packaging.	

b. Identify the basic compliance requirements for labelling shoes, from the images in Table 2. Use **TWO** items from the ones provided below.

<b>Basic compliance requirements</b>	
Ingredient list	Information on the three components of a footwear
Manufacturing origins	CE marking

Table 2: Basic compliance requirements for labelling shoes

Images	Identification of basic compliance requirements for labelling shoes						
<p>i.</p>  <p style="text-align: center; font-size: small;">(Source of image: <a href="http://www.jkvipshop.ga">www.jkvipshop.ga</a>)</p>							
<p>ii.</p> <table border="1" style="margin-left: auto; margin-right: auto; text-align: center;"> <tr> <td style="padding: 5px;"><b>UPPER</b> </td> <td style="padding: 5px;"><b>LEATHER</b> </td> </tr> <tr> <td style="padding: 5px;"><b>LINING &amp; SOCK</b> </td> <td style="padding: 5px;"><b>TEXTILE</b> </td> </tr> <tr> <td style="padding: 5px;"><b>OUTER SOLE</b> </td> <td style="padding: 5px;"><b>OTHER MATERIALS</b> </td> </tr> </table> <p style="text-align: center; font-size: small;">(Source of image: <a href="https://fabulousplatformshoes.com/">https://fabulousplatformshoes.com/</a>)</p>	<b>UPPER</b> 	<b>LEATHER</b> 	<b>LINING &amp; SOCK</b> 	<b>TEXTILE</b> 	<b>OUTER SOLE</b> 	<b>OTHER MATERIALS</b> 	
<b>UPPER</b> 	<b>LEATHER</b> 						
<b>LINING &amp; SOCK</b> 	<b>TEXTILE</b> 						
<b>OUTER SOLE</b> 	<b>OTHER MATERIALS</b> 						



**Question 3**

**C-3 (6 marks)**

a. Outline **FOUR** reasons why products may need cleaning and polishing before being displayed.

Reason 1:

---

---

---

Reason 2:

---

---

---

Reason 3:

---

---

---

Reason 4:

---

---

---



b. 'The Island Bookstore' sells books for toddlers and children.

Identify **FOUR** aspects that would make a book for toddlers and children attractive. Underline the appropriate answers.

Broken	Graphics and design	Heavy	Type of material
Colour	Small font	Sharp	Glossy

c. Discuss **FOUR** ways how products can be promoted.

---

---

---

---

---

---

---

---

---

---

---

---

---

---

---

---

---

---

---

---

---

---

---

---



**References used in presenting answers:**

---

---

---

---

---

---

---

---

---

---

---

---

---

---

---

---

---

---

---

---

---

---

---

---

---

## SECTION B - PRACTICAL

### Background Information

- 'The Island Bookstore' wants to put together a product for the 'Summer' season.
- This product will consist of different items that will be packaged together to be sold as a starter pack to encourage children to read and revise during the summer holidays.
- You started to work in this shop and you are to select, compile and pack the product for display settings.
- In this task you will be required to:
  - a. Select items and packaging to create an attractive product.
  - b. Prepare appropriate labels for the newly compiled product.
  - c. Assemble items and packaging to sell a product.
- The teacher will provide you with the necessary tools and materials to conduct this exercise.
- During this practical task, you should observe all Health and Safety Procedures.

### Question 1

**A-5 (10 marks)**

**THIS QUESTION WILL BE PROVIDED BY THE TEACHER  
DURING THE PRACTICAL SESSION/S**