



**L-Università
ta' Malta**

MATRICULATION AND SECONDARY EDUCATION CERTIFICATE
EXAMINATIONS BOARD

**SECONDARY EDUCATION CERTIFICATE LEVEL
2022 MAIN SESSION**

SUBJECT:	Fashion and Textiles
PAPER NUMBER:	Controlled – Unit 2
DATE:	20 th May 2021
TIME:	10:00 a.m. to 11:35 a.m.

Name of candidate _____

I.D. number _____

School _____

Class _____

Answer **ALL** questions in the space provided.

Scenario

- A local film company is seeking to recruit some employees/interns to work in a team in the Costume Department.
- Currently, they are preparing to shoot two period films, featuring the 19th and the 20th Century.
- All Fashion and Textiles Year 10 students are invited to apply for an internship.
- Some preparation related to fashion history needs to be done by the students.


Question 1




K-1 (4 marks)

- a. List in order the historic fashion periods. Include a number from 1 to 5 to indicate the order. (1)

Fashion Periods	Correct Order
Ancient Egypt c. 3000 BC	
Twenty-first Century 2000 – to date	
Renaissance c. 1400-1800	
Baroque and Rococo c. 1600 – 1800	
Nineteenth Century 1800 - 1899	

- b. Match the following fashion styles to the **FOUR** historic fashion periods provided in the box below. (1)

Ancient Egypt	21 st Century	Renaissance	19 th Century
	Style	Fashion Period	
i.	 <p>(Source: https://piperelv.tumblr.com/)</p>		

ii.	 <p>(Source: http://elizabethanenglandlife.com)</p>	
iii.	 <p>(Source: https://world4.eu)</p>	
iv.	 <p>(Source: https://www.instyle.com)</p>	

c. Describe the key styles of fashion in relation to colour and fabrics that were used during the Egyptian and the Renaissance periods.

Question 2

K-5 (4 marks)

The film company has asked Ms Pace, a Fashion & Textiles teacher, to help her students carry out some presentations for the Costume & Design Department about different body shapes.

- a. Name **TWO** different presentation techniques, writing your answer in the Table below. (1)
- b. State the purpose of the **TWO** presentation techniques named in Question 2a, writing your answer in the Table below.

(a)	(b)
Presentation Technique 1: _____ (0.5)	Purpose of Technique 1: _____ _____ _____ _____ (0.5)
Presentation Technique 2: _____ (0.5)	Purpose of Technique 2: _____ _____ _____ _____ (0.5)

- c. Outline **TWO** characteristics of any **ONE** presentation technique named in Question 2a.

Question 3

K-3 (4 marks)

The Costume & Design Department needs to create different garments for their actors and actresses who have different body shapes.

a. List the **FOUR** body shapes.

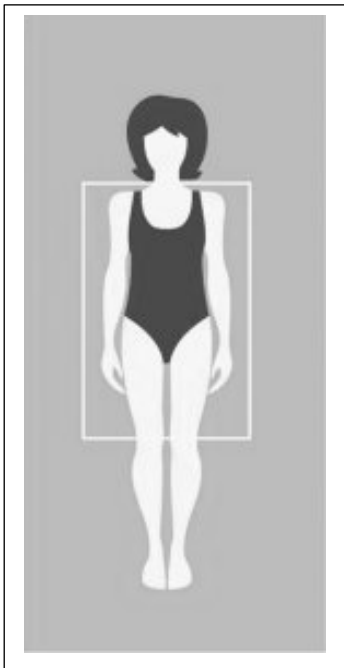
- i. _____ (0.25) ii. _____ (0.25)
- iii. _____ (0.25) iv. _____ (0.25)

b. Name **TWO** formal elements and **TWO** design principles in fashion.

Formal Elements	
i. _____ (0.25)	ii. _____ (0.25)

Design Principles	
i. _____ (0.25)	ii. _____ (0.25)

c. Most actresses have the body shape shown in the picture below. Describe any **TWO** formal elements that are used in fashion in relation to this body shape. (2)



(Source: <https://www.shapescale.com>)

(2)

Question 4

K-6 (4 marks)

- The dressmaker of this company would like to have some students' help to create patterns for the different period costumes.
- Ms Pace must make sure that her students know everything about flat patterns.

a. List **FOUR** types of fashion patterns.

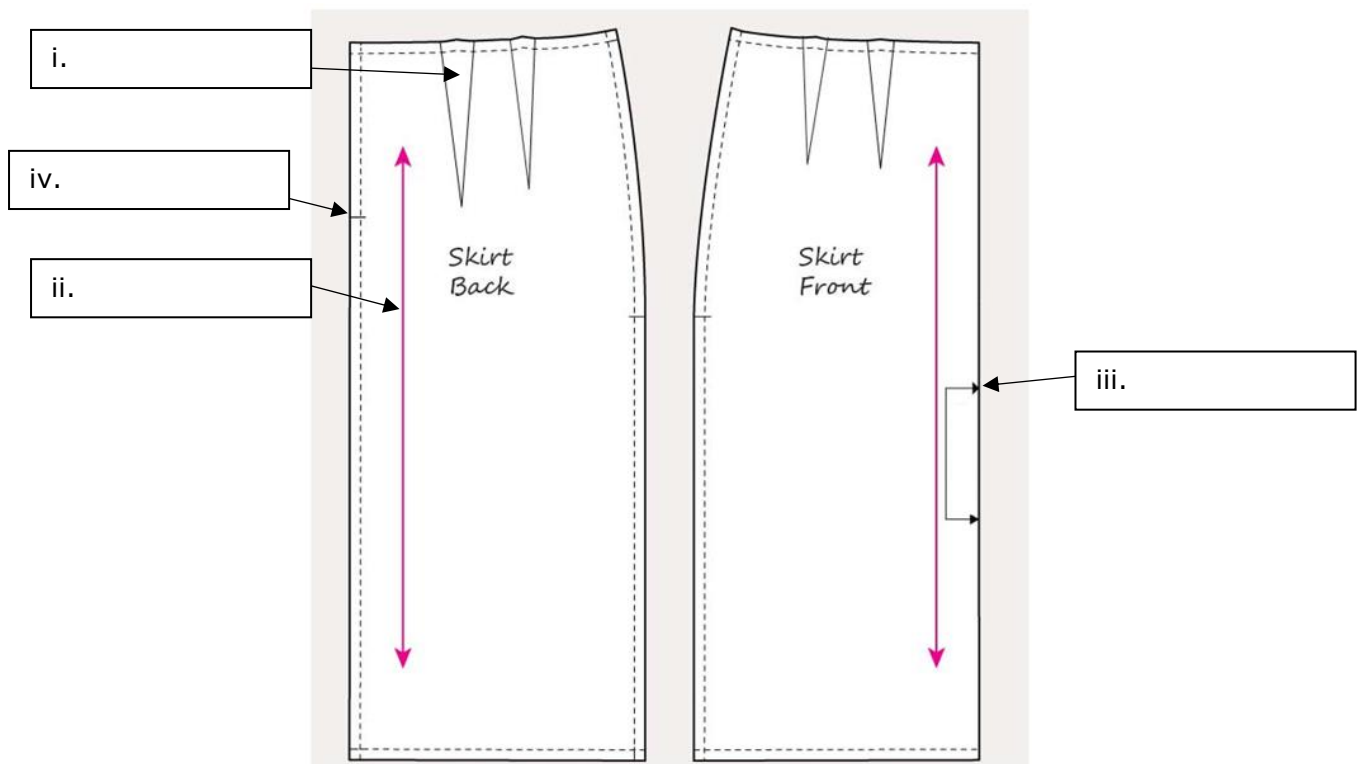
Pattern 1: _____ (0.25)

Pattern 2: _____ (0.25)

Pattern 3: _____ (0.25)

Pattern 4: _____ (0.25)

b. Identify **FOUR** different fashion pattern markings found on the paper pattern below. (1)



Source: <https://www.dresspatternmaking.com>

Reason 2: _____

_____ (1)

c. Discuss the procedure that needs to be adopted before using a flat pattern.

_____ (2)