



**L-Università
ta' Malta**

MATRICULATION AND SECONDARY EDUCATION CERTIFICATE
EXAMINATIONS BOARD

**SECONDARY EDUCATION CERTIFICATE LEVEL
2023 MAIN SESSION**

SUBJECT:	Fashion and Textiles
PAPER NUMBER:	Controlled – Unit 2
DATE:	18 th May 2022
TIME:	10:00 a.m. to 11:35 a.m.

**THIS PAPER SHOULD BE RETURNED TO THE INVIGILATOR
AFTER THE EXAMINATION.**

Name of candidate _____

I.D. number _____

School _____

Class _____

Answer **ALL** questions in the space provided.

Scenario

- A carnival company of young dancers is planning a performance for next year’s parade.
- They intend to wear period costumes.
- The company’s costume designer has to conduct some research to identify the historic period that most suits the performance.

Question 1


K-1 (4 marks)

- a. List in order the historic fashion periods. Include a number from 1 to 5 to indicate the order. (1)

Fashion Periods	Correct Order
The Middle Ages c.300-1500	
The Twentieth Century 1900-2000	
The Ancient World c.3000BC – 400AD	
Baroque and Rococo c. 1600 – 1800	
Nineteenth Century 1800 - 1899	

- b. Match the following fashion styles to the **FOUR** historic fashion periods provided in the box below. (1)

Baroque and Rococo	20 th Century	19 th Century	Middle Ages
--------------------	--------------------------	--------------------------	-------------

	Style	Fashion Period
i.	 <p>(Source: https://www.flickr.com)</p>	

<p>ii.</p>	 <p>(Source: https://worldhistory.us)</p>	
<p>iii.</p>	 <p>(Source: https://www.timetoast.com)</p>	
<p>iv.</p>	 <p>(Source: https://historyofeuropeanfashion.wordpress.com)</p>	

c. Describe the key styles of fashion in relation to colours and fabrics that were used during the following periods in fashion history:

<p>Baroque and Rococo</p>	<p>The Middle Ages</p>
---------------------------	------------------------

(2)

Question 2

K-5 (4 marks)

The costume designer has to carry out a presentation about the historic fashion period that was chosen to the company’s director and costume-makers.

- a. Name **TWO** different presentation techniques, writing your answer in the Table below. (1)
- b. State the purpose of the **TWO** presentation techniques named in Question 2a, writing your answer in the Table below.

Table 1: Presentation Techniques

(a)	(b)
Presentation Technique 1: <hr/> (0.5)	Purpose of Technique 1: <hr/> <hr/> <hr/> <hr/> (0.5)
Presentation Technique 2: <hr/> (0.5)	Purpose of Technique 2: <hr/> <hr/> <hr/> <hr/> (0.5)

- c. Outline **TWO** characteristics of any **ONE** presentation technique named in Question 2a.

(2)

Question 3

K-3 (4 marks)

The costume-makers need to create different outfits to fit the different body shapes of the dancers.

- a. List the **FOUR** body shapes.

Body shape 1: _____ (0.25)

Body shape 2: _____ (0.25)

Body shape 3: _____ (0.25)

Body shape 4: _____ (0.25)

- b. Name **TWO** formal elements and **TWO** design principles used in fashion.

Formal elements:

Element 1: _____ (0.25)

Element 2: _____ (0.25)

Design Principles:

Principle 1: _____ (0.25)

Principle 2: _____ (0.25)

This question continues on next page.

c. Describe any **TWO** formal elements that are used in fashion in relation to the body shape picture shown in Figure 1.



Figure 1

(Source: <https://www.shawacademy.com>)

(2)

Question 4

K-6 (4 marks)

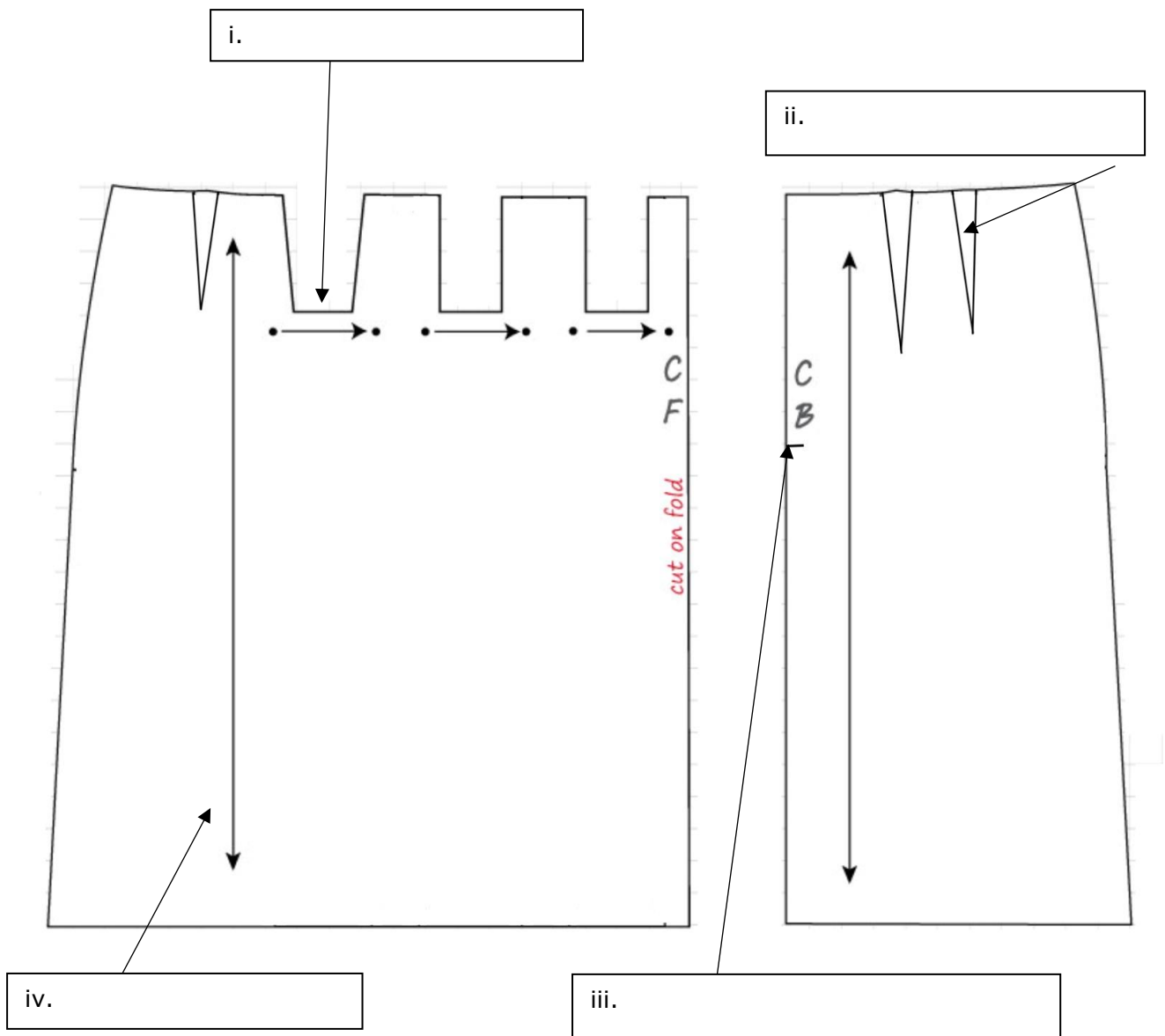
- The Company is training a new costume-maker.
- This person is expected to know how to create patterns for different costumes.
- The new costume-maker must be very knowledgeable about flat patterns.

a. List **TWO** types of fashion patterns.

Type of Fashion Pattern 1: _____ (0.5)

Type of Fashion Pattern 2: _____ (0.5)

b. Identify **FOUR** different fashion pattern markings found on the pattern below. (1)



(Source: <https://www.dresspatternmaking.com>)

c. Outline **TWO** body measurements required for making lower garment patterns.

(2)

Question 5

C-3 (6 marks)

a. Describe how the following **TWO** body measurements should be taken for the blouse shown in Figure 2.



Figure 2: Blouse
(Source: <https://www.vectorstock.com>)

Bust: _____

(1)

Back length: _____

(1)

b. Explain **TWO** reasons why pattern markings are important.

Reason 1: _____

(1)

Reason 2: _____

(1)

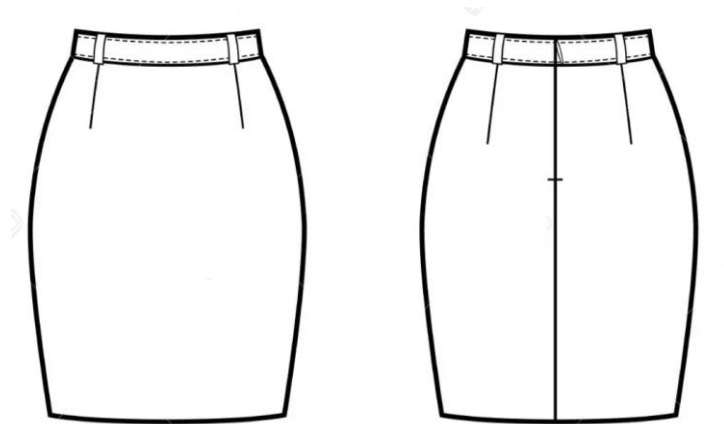


Figure 4: Garment B
(Source: <https://www.123rf.com>)

Garment B shown in Figure 4: Pattern piece 1 - _____ (0.5)

Pattern piece 2 - _____ (0.5)

b. Estimate the lengths of fabric required for **Garment B**. Keep in mind that the fabric is plain and without nap.

Fabric width I – 90cm: _____ (1)

Fabric width II – 150cm: _____ (1)

c. Justify the following fabric length requirements for the garment shown in Figure 5 when using a one-way fabric design.



Figure 5: Skirt with one-way (patterned) fabric design
(Source: <https://www.sewyourtv.com/>)

Justification of fabric length I – 90cm: _____

_____ (1)

Justification of fabric length II – 150cm: _____

_____ (1)

Question 7

K-8 (4 marks)

a. Identify the **FOUR** different styles of lower body outer garments provided in Table 2. (1)

Table 2: Styles of lower body outer garments

	<p>_____ (0.25)</p>
---	---------------------

(Source: <https://www.roman.co.uk>)

This question continues on next page.



(Source: <https://www.shopstyle.com>)

_____ (0.25)



(Source: <https://www.yesstyle.com>)

_____ (0.25)



(Source: <https://www.madeeveryday.com>)


_____ (0.25)

Fashion features improve the style of garments.

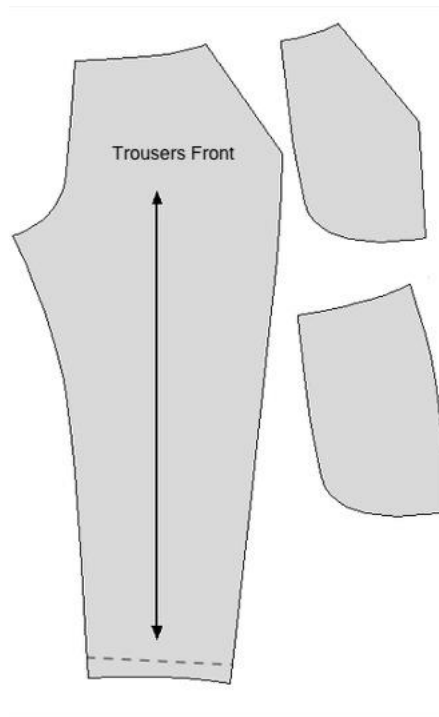
b. Label **FOUR** different fashion features found on the lower body garments shown in Table 3 below.

Table 3: Fashion features

	Lower body garments	Label
i.	 <p>(Source: https://propercloth.com)</p>	<hr/> <p>(0.25)</p>
ii.	 <p>(Source: https://sewitwithlove.com/)</p>	<hr/> <p>(0.25)</p>
iii.	 <p>(Source: https://madetosew.com)</p>	<hr/> <p>(0.25)</p>

<p>iv.</p>	 <p>(Source: http://mysewingmall.blogspot.com)</p>	<p>(0.25)</p>
------------	--	---------------

c. Name the style and **TWO** fashion features located on the flat pattern of a lower body outer garment. (2)



(Source: <http://www.clodata.com>)

Style: _____ (1)

Fashion feature 1: _____ (0.5)

Fashion feature 2: _____ (0.5)

Question 8

C-5 (6 marks)

a. Explain why the following styles of lower body garments are appropriate for the specific occasion given below.



(Source: <https://moreislove.com/>)

Style A



(Source: <https://stylecheer.com>)

Style B

Style A: Godet Skirt

Occasion: Gala Dinner

(1)

Style B: Cropped trousers

Occasion: Summer birthday party

(1)

This question continues on next page.

b. Justify how the following fashion features enhance the following styles. (Justify **ONE** feature for **EACH** style).



Invisible zip in a godet skirt:

(Source: <https://www.indiamart.com/>)

(1)



Patch pocket on a cropped trousers:

(Source: <https://www.tods.com/>)

(1)

c. Discuss how the chosen upper body garments below complement the lower body garments in question 8a and why:

- i. they are adequate for each style; and
- ii. they are appropriate to each occasion.



(Source: <https://www.pinterest.com/>)



(Source: <https://us.shein.com/>)

(2)

Blank Page

Blank Page

Blank Page