



L-Università
ta' Malta

MATSEC
Examinations Board



Specimen Assessments

SEC 44 Fashion and Textiles

2023

Table of Contents

Specimen Assessments	3
Specimen Assignment 1	3
Specimen Assignment 1 Marking Scheme	16
Specimen Controlled Assessment.....	21
Specimen Controlled Assessment Marking Scheme	34

Specimen Assessments

The sample assignment and controlled assessment specimen are only available as guidance for teachers and internal verifiers. Teachers are expected to develop their own assignment briefs and marking schemes including typical expected answers, and attach the relevant front sheets.

Specimen Assignment 1 – Getting to know more about Fashion and Textiles

Candidate's Declaration of Authenticity

I, the undersigned, _____ (*Name and Surname*), declare that all the work I shall submit for this assignment will be my own.

I further certify that if I use the ideas, words, or passages from existing sources, I will quote those words or paraphrase them and reference them by making use of a reference system.

I am aware that should I submit work which is not mine, or work which has been copied from one or more sources, I will be penalised as per MATSEC Examinations Board policies related to plagiarism.

Candidate's Signature: _____

I.D. Card No.: _____

Date: _____

General Scenario

- Joseph works with Alta Moda as a fashion and textiles specialist.
- He has been approached by the Human Resource manager to organise a course for new employees.
- Joseph will be organising sessions on careers in the fashion industry, fabric care, and sewing equipment and techniques.

TASK 1

DEADLINE: **DD-MM-YYYY**

You are to answer the following questions on this sheet, which shall be then used by Joseph during training:

Question 1

K-1 (4 marks)

- a. List **TEN** careers found in the fashion industry.

Career 1: _____

Career 6: _____

Career 2: _____

Career 7: _____

Career 3: _____

Career 8: _____

Career 4: _____

Career 9: _____

Career 5: _____

Career 10: _____

(1)

- b. Match a career, from the ones listed in Question 1a, with each of the following sectors:

Sector	Career
Design	
Manufacturing	
Marketing and Promotion	
Retail	

(1)

- c. Describe the **FOUR** different sectors in the fashion industry mentioned in Question 1b.

(2)

Question 2






K-2 (4 marks)






- a. Label the tools and equipment required for basic sewing skills provided in Table 1. (1)
- b. Match the tools and equipment provided in Table 1 to their specific function from the list below. (1)

Functions:

- i. To transfer pattern markings from paper patterns to fabrics.
- ii. To press fabrics in construction processes like darts, and seams.
- iii. To cut out fabric.
- iv. To take body measurements.
- v. To prevent edges from fraying.
- vi. To iron fabric and clothes on.
- vii. To use with embroidery thread.
- viii. To tack and join fabrics together.
- ix. To measure the length of a fabric.

Table 1 – Tools and Equipment for basic sewing skills

Tools and Equipment	a. Label	b. Function
 <p>Source: www.johnlewis.com</p>		
 <p>Source: www.mynotions.com</p>		
 <p>Source: www.ehow.com</p>		
 <p>Source: www.123rf.com</p>		
 <p>Source: www.amazon.co.uk</p>		

Tools and Equipment	a. Label	b. Function
 <p>Source: www.aliexpress.com</p>		
 <p>Source: www.philips.co.in</p>		
 <p>Source: www.hobbycraft.co.uk</p>		
 <p>Source: www.officemax.co.nz</p>		
 <p>Source: www.amazon.com</p>		

c. Select **FOUR** specific tools from Table 1 required to put up the hem of a pair of trousers by hand.

(2)

Question 3

K-3 (4 marks)

Joseph will also be organising a workshop on the proper use of a sewing machine.

a. Label **TEN** different parts of the sewing machine shown in Figure 1. (1)

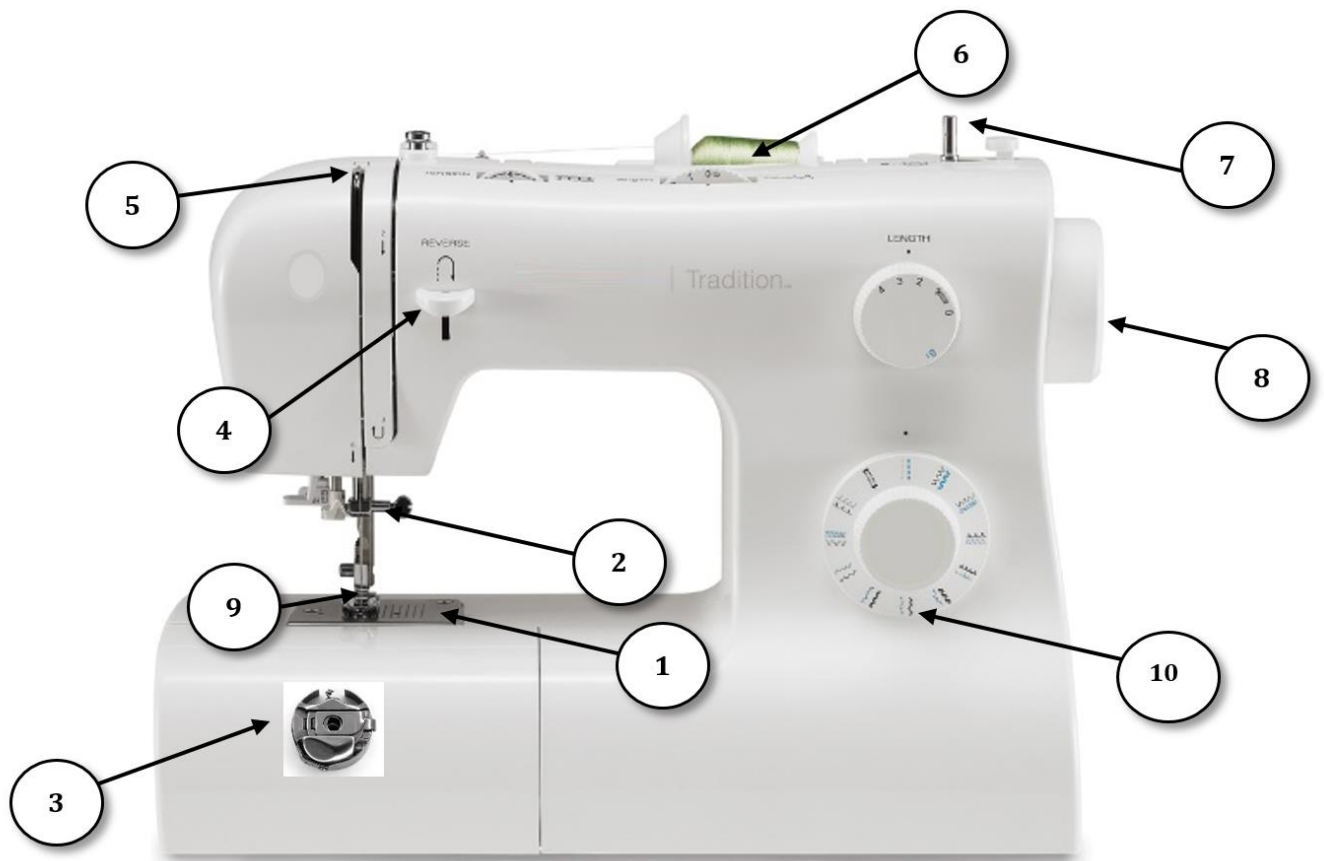


Figure 1 – Sewing Machine
 Source: <https://set-magazine.com/>

Part No.	Name
1	
2	
3	
4	
5	

6	
7	
8	
9	
10	

b. Match the different parts of the sewing machine labelled in Figure 1 above, with their function.

Part No.	Function
	To wind the bobbin with thread.
	To change a different machine needle according to fabric used.
	To move the needle up and down.
	Protects the inside of your sewing machine, and has sevenveylsant123 am guides that indicate how far from the edge of your fabric you are stitching.
	To place the thread reel.
	To put the bobbin in.
	Allows the machine, to stitch backwards.
	To select different patterns for different stitches.
	To sew through the fabric.
	It moves your thread up and down as you sew.

(1)

c. Describe **ONE** remedy for each of the following common faults when using a sewing machine.

i. Loops on the wrong side of stitching

ii. Stitches not interlocking

iii. Thread breaking

iv. Missed stitches

v. Puckered seams

(2)

Question 4

C-2 (6 marks)

Health and Safety legislations need to be considered when working in a fabric workshop.

a. Outline **FIVE** hazards that could be encountered when using sewing tools and equipment.

Hazard 1: _____

Hazard 2: _____

Hazard 3: _____

Hazard 4: _____

Hazard 5: _____

(2)

b. Explain **FIVE** measures to prevent each hazards outlined in Question 4(a).

Measure to prevent Hazard 1: _____

Measure to prevent Hazard 2: _____

Measure to prevent Hazard 3: _____

Measure to prevent Hazard 4: _____

Measure to prevent Hazard 5: _____

(2)

c. Discuss the following **FOUR** Health and Safety legislations which need to be considered in a Fashion and Textiles environment:

- LN 44 of 2002: Work Place (Minimum Health and Safety Requirements) Regulations
- LN 35 of 2003: Protection against Risks of Back Injury at Work Places Regulations
- LN 36 of 2003: General Provisions for Health and Safety at Work Places Regulations
- LN 45 of 2002: Work Places (Provision of Health and/or Safety Signs) Regulations

SOURCES OF INFORMATION

Question 1**A-1 (10 marks)**

Through a practical session, you need to carry out the following tasks to prepare a set of samples.

- a. Prepare the basic parts of the sewing machine. (3)
- b. Prepare the sewing machine for stitching. (3)
- c. Prepare the following set of samples following Health and Safety procedures using a sewing machine which has already been set up:
 - i. Temporary stitches:
 - even tacking;
 - tailor's tacking;
 - i. Permanent stitches:
 - machine stitch;
 - back stitch;
 - ii. Decorative stitches:
 - chain stitch;
 - stem stitch;
 - iii. Seams and neatening:
 - open seam with zigzag finish;
 - French seam;
 - iv. Fasteners:
 - button and button hole;
 - snaps. (4)

SUBMISSION FORMAT

Question 1: **Practical Task**

Specimen Assignment 1 Marking Scheme

Criteria Reference	The student should be able to:	Task and Question Number	Maximum marks that can be achieved	Allocation of marks	What is expected in the answer/s
K-1		Task 1	4		
	MQF 1: List careers available in the fashion industry.	1a	1	Award 0.1 mark for each career identified. (0.1 x 10 = 1)	Candidates should list TEN different careers found in the fashion industry.
	MQF 2: Match a career to each sector in the fashion industry.	1b	1	Award 0.25 marks for each career matched. (0.25 x 4 = 1)	Candidates should match a career to each of the FOUR sectors given.
	MQF 3: Describe the different sectors found in the fashion industry.	1c	2	Award 0.5 marks for each sector correctly described. (0.5 x 4 = 2)	Candidates should describe the FOUR different sectors found in the fashion industry.
K-2		Task 1	4		
	MQF 1: Label tools and equipment required for basic sewing skills.	2a	1	Award 0.1 marks for each correctly labelled tool and equipment. (0.1 x 10 = 1)	Candidates should label TEN tools and equipment.
	MQF 2: Match the tools and equipment required for sewing to their specific function.	2b	1	Award 0.1 marks each tools and equipment matched. (0.1 x 10 = 1)	Candidates should match TEN tools and equipment to their function.
	MQF 3: Select specific tools for a particular sewing task.	2c	2	Award 0.5 marks for each specific tools selected. (0.5 x 4 = 2)	Candidates should select FOUR tools from the ones given for the sewing task presented.

Criteria Reference	The student should be able to:	Task and Question Number	Maximum marks that can be achieved	Allocation of marks	What is expected in the answer/s
		Task 1	4		
K-3	MQF 1: Label different parts of a sewing machine.	3a	1	Award 0.1 marks for each part correctly labelled. (0.1 x 10 = 1)	Candidates should label TEN parts of the given sewing machine.
	MQF 2: Match different parts of the sewing machine with their function.	3b	1	Award 0.1 marks for each sewing machine part matched. (0.1 x 10 = 1)	Candidates should match TEN sewing machine parts to their function.
	MQF3: Describe a remedy for common faults when using a sewing machine.	3c	2	Award 0.4 marks for each remedy described. (0.4 x 5 = 2)	Candidates should describe ONE remedy for each of the FIVE faults given.
		Task 1	6		
C-2	MQF 1: Outline hazards that could be encountered when using sewing tools and equipment.	4a	2	Award 0.4 marks for each hazard outlined. (0.4 x 5 = 2)	Candidates should outline FIVE hazards that could be encountered when using sewing tools and equipment.

Criteria Reference	The student should be able to:	Task and Question Number	Maximum marks that can be achieved	Allocation of marks	What is expected in the answer/s
	MQF 2: Explain measures to prevent hazards that could be encountered when using sewing tools and equipment.	4b	2	Award 0.4 marks for each measure to prevent hazards explained. (0.4 x 5 = 2)	Candidates should explain FIVE measures to prevent each hazard that could be encountered when using sewing tools and equipment.
	MQF 3: Discuss Health and Safety legislations which need to be considered in a Fashion and Textiles environment.	4c	2	Award 0.5 marks for each valid Health and Safety legislation discussed. (0.5 x 4 = 2)	Candidates should discuss FOUR Health and Safety legislations which need to be considered in a Fashion and Textiles environment.
		Task 2	10		
A-1	MQF 1: Prepare the basic parts of the sewing machine.	1a	3	As per Observation Sheet.	Refer to Observation Sheet.
	MQF 2: Prepare the sewing machine for stitching.	1b	3	As per Observation Sheet.	Refer to Observation Sheet.
	MQF 3: Prepare a set of samples using different sewing techniques following Health and Safety procedures.	1c	4	As per Observation Sheet.	Refer to Observation Sheet.

OBSERVATION SHEET

NOT TO BE DISTRIBUTED TO STUDENTS

School:	NN -	Cohort:	2020-2023
Subject:	Fashion and Textiles	Level:	SEC
Unit:	1 – The World of Fashion and Textiles	Assignment:	1 of 3
Student's Name/ID:			
Teacher's Name:			
Task & Question:	Task 2 – Question 1	Criterion:	A-1

Activity requirements to meet grading criterion

A-1	MQF 1	Prepare the basic parts of the sewing machine.	3 Marks
		Comments	Mark
	<input type="checkbox"/>	Inserting the adequate needle in the needle clamp correctly	0.75
	<input type="checkbox"/>	Winding the bobbin	0.75
	<input type="checkbox"/>	Inserting the bobbin in the bobbin case	0.75
	<input type="checkbox"/>	Attaching the appropriate sewing machine foot	0.75
Student's accumulated mark for A-1 [MQF1]:			

A-1	MQF 2	Prepare the sewing machine for stitching.	3 Marks
		Comments	Mark
	<input type="checkbox"/>	Using the correct thread	0.75
	<input type="checkbox"/>	Threading	0.75
	<input type="checkbox"/>	Selecting the correct stitch and length	0.75
	<input type="checkbox"/>	Testing the sewing machine	0.75
Student's accumulated mark for A-1 [MQF2]:			

A-1	MQF 3	Prepare a set of samples using different sewing techniques following Health and Safety procedures.	4 Marks
		Comments	Mark
<i>Taking into consideration Neatness, with no marks awarded unless all Health and Safety procedures are followed:</i>			
Even tacking	<input type="checkbox"/>		0.4
Tailor's tacking	<input type="checkbox"/>		0.4
Machine stitch	<input type="checkbox"/>		0.4
Back stitch	<input type="checkbox"/>		0.4
Chain stitch	<input type="checkbox"/>		0.4
Stem stitch	<input type="checkbox"/>		0.4
Open seam with zigzag finish	<input type="checkbox"/>		0.4
French seam	<input type="checkbox"/>		0.4
Button and button hole	<input type="checkbox"/>		0.4
Snaps	<input type="checkbox"/>		0.4
Student's accumulated mark for A-1 [MQF3]:			
TOTAL MARK FOR A-1 (OUT OF 10 MARKS):			

Other comments:

Assessor's Signature:		Date:	
------------------------------	--	--------------	--



SUBJECT: **Fashion and Textiles**
PAPER NUMBER: Specimen Controlled – Unit 1
DATE: XXth May 2021
TIME: 10:00 a.m. to 11:35 a.m.

Answer **ALL** questions in the space provided.

Scenario

- Maria has been working in various sectors in a textiles company for the past seven years.
- The Human Resource manager asked Maria to attend a three-day seminar.
- Maria needs to carry out a presentation about the skills which are required by various employees within different sectors of a textiles company.
- You were requested to help in preparing this presentation by answering the questions below.

Question 1

C-1 (6 marks)

a. Identify **TWO** competences required within the following sectors in the fashion industry.

Sector	Competence 1	Competence 2
Manufacturing		
Marketing and promotion		

(2)

b. Describe **FOUR** competencies required within the Design sector of the fashion industry.

Competence 1: _____

_____ (0.5)

Competence 2: _____

_____ (0.5)

Competence 3: _____

_____ (0.5)

Competence 4: _____

_____ (0.5)

c. Compare and contrast **ONE** similarity and **ONE** difference between the Manufacturing and the Retail sectors in the fashion industry.



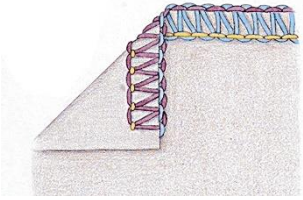

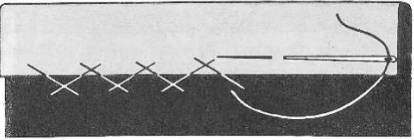
_____ (2)

Question 2

K-4 (4 marks)

- a. Label the sewing techniques shown in the Table 1 below. (1)
- b. Classify the sewing techniques into their categories by ticking the correct one in Table 1 below. (1)

Table 1: Sewing Techniques

Sewing Technique		a. Label	b. Category				
			Stitches	Seams	Neatening	Fasteners	Hems
i.	 <p>Source: www.sewingquarter.com</p>	_____					
ii.	 <p>Source: www.dutchlabelshop.com</p>	_____					
iii.	 <p>Source: www.threadsmagazine.com</p>	_____					
iv.	 <p>Source: www.threadsmagazine.com</p>	_____					
v.	 <p>Source: lauraftermidnight.wordpress.com</p>	_____					

b. State **TWO** uses of textiles in the following living spaces:

Kitchen and dining room:

Use 1: _____

Use 2: _____

Bedroom:

Use 1: _____

Use 2: _____

(1)

c. Outline **FOUR** uses of textiles outside the home.

(2)

Please turn the page.

Question 4

K-6 (4 marks)

- a. Classify the following fibres into natural and manufactured, by placing them in Figure 1. (1)
- b. Name the source of the fibres classified as 'natural' in Figure 1. (1)

viscose	cotton	nylon	bamboo	acrylic
acetate	linen	silk	polyester	wool

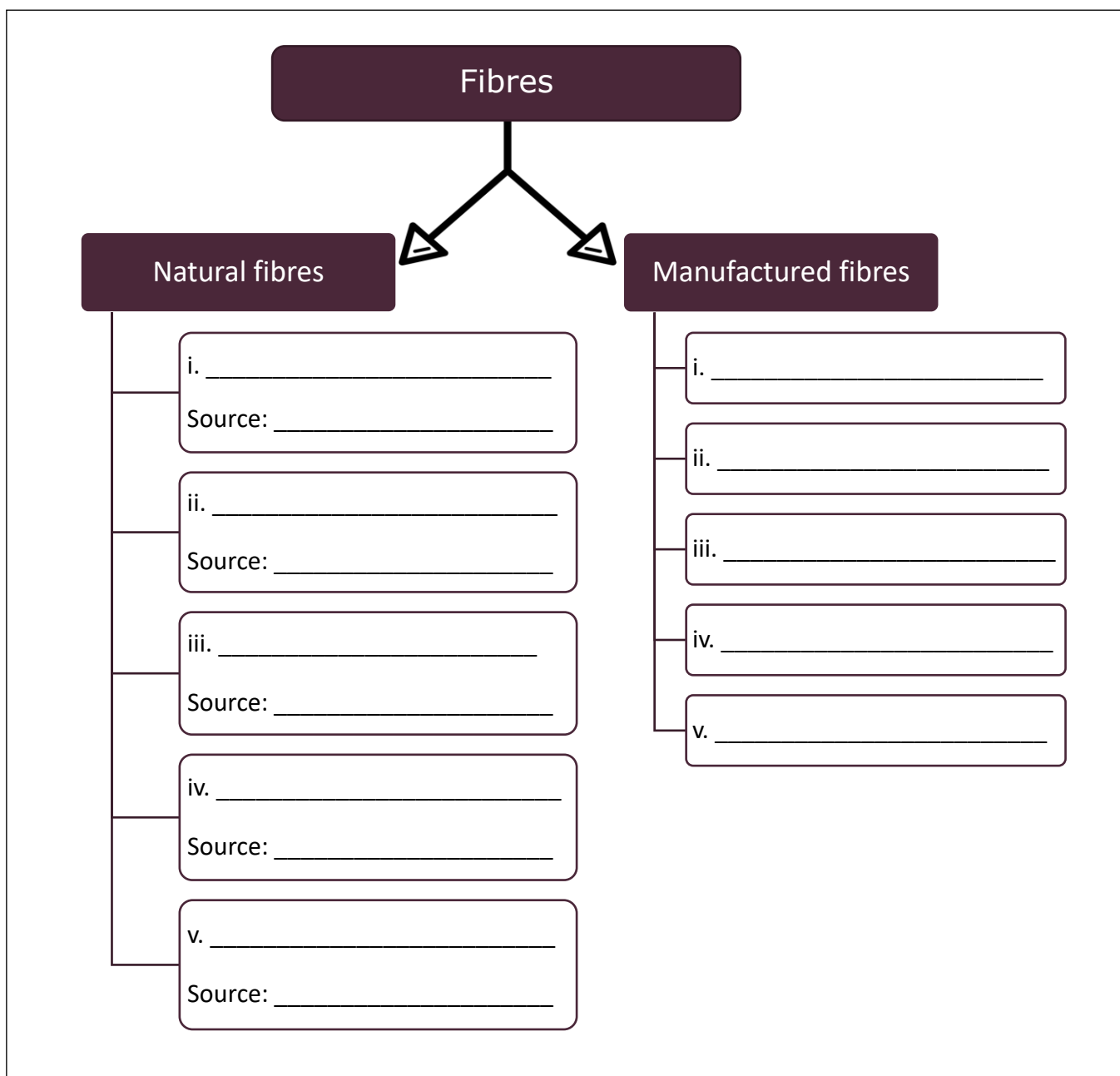


Figure 1

c. Describe smart textiles and **TWO** benefits.

 (2)

Question 5

C-3 (6 marks)

The Fashion and Textiles industry has an impact on the environment.

a. Identify **FOUR** impacts on the environment, from the box below, caused by the fashion industry.

Economic issues	Mental health issues	Animal Cruelty	Human exploitation
Stress	Unsustainability	Social isolation	Carbon footprint

Impact 1: _____ (0.5)

Impact 2: _____ (0.5)

Impact 3: _____ (0.5)

Impact 4: _____ (0.5)

b. Describe each impact of the fashion industry on the environment, identified in Question 5a above.

i. Description of impact 1: _____

_____ (0.5)

ii. Description of impact 2: _____

_____ (0.5)

iii. Description of impact 3: _____

_____ (0.5)

iv. Description of impact 4: _____

_____ (0.5)

c. Explain **FOUR** ways to minimise the negative impact of the fashion industry on the environment.

(2)

Question 6

K-9 (4 marks)

Maria’s presentation will also focus on the properties and care of various fabrics.

a. List **FOUR** basic forms of care for textile items.






Basic form of Care 1: _____ (0.25)

Basic form of Care 2: _____ (0.25)

Basic form of Care 3: _____ (0.25)

Basic form of Care 4: _____ (0.25)

b. State the meaning of the following care labels symbols:

	Care label symbols	Meaning
i.		_____
ii.		_____
iii.		_____
iv.		_____
v.		_____

Source: www.omo.com/za/laundry/laundry-tips/fabrics/wash-care-symbols.html

(1)

b. Explain how the following fabric finishes are applied:

Calendaring to cotton: _____

_____ (1)

Crease resistance to linen: _____

_____ (1)

c. Justify:

i. why brushing should be applied on cotton fabric to be used for a man's pyjamas:

_____ (1)

ii. why anti-pilling is applied on a synthetic jumper:
iii. _____





_____ (1)

Question 8

K-10 (4 marks)

As a specialist from the textile company, Maria was asked to present information on creative textile techniques.

a. Label the following **FOUR** creative textiles techniques.

Creative Textile Techniques		
i.	 <p>Source: www.tes.com</p>	<hr/> <hr/>
ii.	 <p>Source: www.alexbrands.com</p>	<hr/> <hr/>
iii.	 <p>Source: www.fun-stuff-to-do.com</p>	<hr/> <hr/>
iv.	 <p>Source: www.theindiesouth.com</p>	<hr/> <hr/>

(1)

b. State **FIVE** materials and tools required for the creative textile technique shown in Figure 2.




Figure 2 – Creative Textile Technique

Source:www.tes.com

- Material 1: _____ (0.2)
- Material 2: _____ (0.2)
- Material 3: _____ (0.2)
- Material 4: _____ (0.2)
- Material 5: _____ (0.2)

c. Outline the process involved for the creative textile technique shown in Figure 2 above, keeping in mind Health and Safety procedures.

Specimen Controlled Assessment Marking Scheme

Criteria Reference	The candidate should be able to:	Question Number	Maximum marks that can be achieved	Allocation of marks	What is expected in the answer/s
		Q1	6		
C-1	MQF 1: Identify the competences required within different sectors of the fashion industry.	1a	2	Award 0.5 marks for each correctly identified competences. (0.5 x 4 = 2)	Candidates should name TWO competences required within each of the TWO given sectors of the fashion industry.
	MQF 2: Describe the competences in a specific sector of the fashion industry.	1b	2	Award 0.5 marks for each competence correctly described. (0.5 x 4 = 2)	Candidates should describe FOUR competences in the Design sector of the fashion industry.
	MQF 3: Compare and contrast the different sectors found in the fashion industry.	1c	2	Award 1 mark for correctly comparing the similarity and 1 mark for comparing the difference between the given sectors. (1 x 2 = 2)	In sentences, candidates should compare and contrast ONE similarity and ONE difference between the Manufacturing sector and the Retail sector.

Criteria Reference	The candidate should be able to:	Question Number	Maximum marks that can be achieved	Allocation of marks	What is expected in the answer/s
K-4		Q2	4		
	MQF 1: Label different sewing techniques used in fashion.	2a	1	Award 0.2 marks for each technique correctly labelled. (0.2 x 5 = 1)	Candidates should label the FIVE different sewing techniques used in fashion.
	MQF 2: Classify different sewing techniques used in fashion into different categories.	2b	1	Award 0.2 marks for each correct ticked category. (0.2 x 5 = 1)	Candidates should classify different sewing techniques into different categories by ticking the correct category.
	MQF 3: State the use of different sewing techniques used in fashion.	2c	2	Award 0.4 marks for each correct use stated. (0.4 x 5 = 2)	Candidates are expected to state the use of each of the FIVE sewing techniques.
K-5		Q3	4		
	MQF 1: List purposes of textile use in everyday life.	3a	1	Award 0.25 marks for each correct purpose of textile use listed. (0.25 x 4 = 1)	Candidates are expected to list FOUR purposes of textile use in everyday life.
	MQF 2: State the various use of textiles in different living spaces.	3b	1	Award 0.25 marks for each correct use of textiles stated. (0.25 x 4 = 1)	Candidates are expected to state TWO various use of textiles both in the kitchen and dining room, and the bedroom.
	MQF 3: Outline the use of textiles outside the home.	3c	2	Award 0.5 marks for each correct use of textiles outside the home outlined. (0.5 x 4 = 2)	Candidates are expected to outline in short sentences FOUR uses of textiles outside the home.

Criteria Reference	The candidate should be able to:	Question Number	Maximum marks that can be achieved	Allocation of marks	What is expected in the answer/s
K-6		Q4	4		
	MQF 1: Classify the different types of fibres into natural and manufactured	4a	1	Award 0.1 marks for each fibre correctly classified. (0.1 x 10 = 1)	Candidates should classify the TEN given fibres as natural or manufactured.
	MQF 2: Name the source of different types of natural fibres.	4b	1	Award 0.2 marks for each source of natural fibres correctly named. (0.2 x 5 = 1)	Candidates should name the sources of the FIVE natural fibres classified in Question 4a.
	MQF 3: Describe smart textiles and their benefits.	4c	2	Award 0.5 marks for each of the TWO correct aspects describing smart textiles and 0.5 marks for describing each benefit. (0.5 x 4 = 2)	Candidates should describe smart textiles and TWO benefits.
C-3		Q5	6		
	MQF 1: Identify the impact of the fashion industry on the environment.	5a	2	Award 0.5 marks for each correct impact identified. (0.5 x 4 = 2)	Candidates are expected to identify FOUR impacts on the environment caused by the fashion industry.

Criteria Reference	The candidate should be able to:	Question Number	Maximum marks that can be achieved	Allocation of marks	What is expected in the answer/s
	MQF 2: Describe the impact of the fashion industry on the environment.	5b	2	Award 0.5 marks for each impact of the fashion industry on the environment correctly described. (0.5 x 4 = 2)	Candidates should describe the FOUR impacts on the fashion industry on the environment, identified in Question 5a.
	MQF 3: Explain ways to minimise the negative impact of the fashion industry on the environment.	5c	2	Award 0.5 marks for each way to minimise the negative impact of the fashion industry on the environment correctly explained. (0.5 x 4 = 2)	Candidates should explain FOUR ways to minimise the negative impact of the fashion industry on the environment.
		Q6	4		
K-9	MQF 1: List the basic forms of care for textile items.	6a	1	Award 0.25 marks for each form of care correctly listed. (0.25 x 4 = 1)	Candidates should list FOUR different basic forms of care for textile items.
	MQF 2: State the meaning of different care label symbols.	6b	1	Award 0.2 marks for each meaning correctly stated. (0.2 x 5 = 1)	Candidates should state the meaning of the FIVE care label symbols provided.
	MQF 3: Describe the care of a textile item in relation to its care label.	6c	2	Award 0.4 marks for a correct description of each symbol of the care label given for the specific textile item. (0.4 x 5 = 2)	Students are to describe the care of the textile item with reference to each of the FIVE symbols in the care label provided.

Criteria Reference	The candidate should be able to:	Question Number	Maximum marks that can be achieved	Allocation of marks	What is expected in the answer/s
C-4		Q7	6		
	MQF 1: Identify different fabric properties for specific clothing requirements.	7a	2	Award 0.5 marks for each correct fabric property identified. (0.5 x 2 = 1)	Candidates should identify TWO fabric properties for each specific clothing requirement given.
	MQF 2: Explain particular fabric finishes applied to different fabrics.	7b	2	Award 1 mark for each correct explanation. (1 x 2 = 2)	Candidates should explain how the TWO provided fabric finishes are applied to the given fabrics.
	MQF 3: Justify the different fabric finishes for specific clothing requirements.	7c	2	Award 1 mark for each fabric finish correctly justified. (1 x 2 = 2)	Candidates should justify the fabric finish for each of the TWO specific clothing requirements provided.
K-10		Q8	4		
	MQF 1: Label various creative textiles techniques.	8a	1	Award 0.25 marks for each creative textile technique correctly labelled. (0.25 x 4 = 1)	Candidates are expected to label FOUR creative textiles technique.
	MQF 2: State the materials and tools required for a given textile technique.	8b	1	Award 0.2 marks for each correct answer. (0.2 x 5 = 1)	Candidates are to state FIVE materials and tools required for the textile technique provided.

Criteria Reference	The candidate should be able to:	Question Number	Maximum marks that can be achieved	Allocation of marks	What is expected in the answer/s
	MQF 3: Outline the process involved for a given creative textile technique keeping in mind Health and Safety procedures.	8c	2	Award 2 marks for the correct outline of the process.	<p>Candidates are to outline the full process involved for the textile technique provided in Question 8b, keeping in mind Health and Safety procedures.</p> <p>Marks should only be awarded if the entire process is correctly outlined and Health and Safety procedures are taken into consideration.</p>