



L-Università
ta' Malta

MATSEC
Examinations Board



Statistical Report

Secondary Education Certificate Examinations 2022

FOREWORD

Assessment is an integral part of the educational system. At MATSEC, we place the candidate sitting for our assessments at the centre of our operations so that they can show their true potential. Over the past year, once again MATSEC engaged in discussions with a multitude of stakeholders with the aim of improving our quality and standards, all this while keeping in balance and managing limited resources in an effective and efficient manner. Furthermore, MATSEC continued to work with the Ministry of Education and other stakeholders on the new SEC model which will see the introduction of an unmoderated school-based component in each SEC subject.

Many challenges that MATSEC encountered were still related to the COVID-19. Candidates sitting for SEC examinations in 2022, had had to deal with hybrid learning models as schools had to close during their course of studies. Once again MATSEC, together with all school sectors stepped in to support candidates by tweaking syllabi to mitigate for the disruptions in the learning process. This meant that certain subjects had less content, different assessment structures or a less demanding coursework component. However, unlike the previous year, oral and aural examinations were conducted normally in 2022. In all of this, once again, at the core of our approach was the candidate's experience of MATSEC examinations where we still ensure that they have a qualification which is robust and reflects all their input and also that of their teachers. Examination protocols had to be changed to reflect the protocols set by the Ministry of Health. This meant that more human and physical resources were required.

The report covers various aspects of the two sessions of examinations, including the number of candidates that managed to obtain grades 1-5 and grades 1-7 in all SEC subjects. It is intended to be a useful and accessible resource for anyone interested in educational assessment in Malta. It may not be comprehensive but it gives a good description of the two sessions in numbers. It is a starting point for further exploration, research and dialogue.

I would like to thank the authors and reviewers of this report, as well as members of staff that were involved in one way or another in the compilation of the report. I would also like to express my gratitude to all MATSEC members of staff, examiners and also the Examinations Department for their work and efforts during the examination sessions.

The Director
MATSEC
July 2023

TABLE OF CONTENTS

List of Tables	4
List of Figures	6
EXECUTIVE SUMMARY	8
1. INTRODUCTION	10
Background	10
Administrative Information	13
Main Session of SEC Examinations	13
Supplementary Session of SEC Examinations	13
Vocational Subjects	14
Results	14
Requests for Examination Access Arrangements	15
The Examination Centres	15
Main Session of SEC Examinations	15
Supplementary Session of SEC Examinations	16
Aural Examinations	16
Practical Examinations	17
Revision of Papers	18
Examiners' Reports	18
2. MAIN SESSION REGISTRATIONS	19
3. MAIN SESSION RESULTS	40
4. SUPPLEMENTARY SESSION REGISTRATIONS	86
5. SUPPLEMENTARY SESSION RESULTS	90
6. PASSES IN 2022	100
7. GENERAL STATISTICS	106
8. CONCLUSION	119
9. REFERENCES	120
APPENDIX A	121
APPENDIX B	128

Statistical Report (2022): Secondary Education Certificate Examinations

List of Tables

TABLE 1.1: A TIMELINE OF SEC SUBJECTS OFFERED	12
TABLE 1.2: PUBLICATION OF 2022 RESULTS BY SMS AND BY REGISTERED MAIL	14
TABLE 1.3: DATES FOR AURAL AND ORAL EXAMINATIONS	16
TABLE 1.4: NUMBER OF EXAMINERS FOR ORAL EXAMINATIONS	17
TABLE 1.5: PHYSICAL EDUCATION PRACTICAL EXAMINATIONS	18
TABLE 2.1: REGISTRATION BY YEAR OF BIRTH AND SEX	19
TABLE 2.2: REGISTRATION BY SUBJECT AND COHORT	20
TABLE 2.3: REGISTRATION BY SUBJECT, SEX, AND SECTOR	22
TABLE 2.4: REGISTRATION FOR PAPER IIA AND IIB BY SUBJECT AND SEX	24
TABLE 2.5: REGISTRATION FOR PAPER IIA AND PAPER IIB BY TYPE OF SCHOOL AND SEX	26
TABLE 2.6: REGISTRATION OF SEC CANDIDATES BY LOCALITY IN MALTA	28
TABLE 2.7: REGISTRATION OF SEC CANDIDATES BY LOCALITY IN GOZO	30
TABLE 2.8: NUMBER OF SUBJECTS REGISTERED FOR BY THE 2006 COHORT	31
TABLE 2.9: 2006 COHORT REGISTRATIONS FOR SCIENCE SUBJECTS.....	32
TABLE 2.10: 2006 COHORT REGISTRATIONS FOR LANGUAGE SUBJECTS.....	34
TABLE 2.11: NUMBER OF REQUESTS FOR EXAMINATION ACCESS ARRANGEMENTS BY PRESENTING CONDITION	36
TABLE 2.12: REGISTRATIONS FOR REQUESTS FOR ACCESS ARRANGEMENTS	37
TABLE 2.13: REGISTRATION FOR REVISION OF PAPERS	38
TABLE 3.1: DISTRIBUTION OF GRADES IN SEC SUBJECTS	41
TABLE 3.2: DISTRIBUTION OF GRADES IN SEC SUBJECTS (2006 COHORT)	46
TABLE 3.3: RESULTS BY SUBJECT, SEX AND TYPE OF SCHOOL FOR PAPER IIA AND IIB	52
TABLE 3.4: NUMBER OF PASSES OF THE 2006 COHORT	74
TABLE 3.5: NUMBER OF PASSES OF THE 2006 COHORT, BY SECTOR	75
TABLE 3.6: RESULTS OF THE ORAL COMPONENT IN LANGUAGE SUBJECTS.....	77
TABLE 3.7: RESULTS OF THE COURSEWORK COMPONENT IN SUBJECTS WHERE THIS MAKES UP NO MORE THAN 30% OF THE ASSESSMENT MARK.....	78
TABLE 3.8: RESULTS OF THE COURSEWORK COMPONENT IN SUBJECTS WHERE THIS MAKES UP MORE THAN 30% OF THE ASSESSMENT MARK.....	79
TABLE 3.9: MAIN SESSION RESULTS OF REVISION OF PAPERS	80
TABLE 3.10: RESULTS OF CANDIDATES WITH DYSLEXIA BY PAPER OPTION	82
TABLE 3.11: RESULTS OF THE OTHER CANDIDATES WHO REQUESTED ACCESS ARRANGEMENTS BY PAPER OPTION.....	84
TABLE 4.1: SUPPLEMENTARY SESSION REGISTRATION BY YEAR OF BIRTH AND SEX	86
TABLE 4.2: SUPPLEMENTARY SESSION REGISTRATION BY SUBJECT AND SEX	86
TABLE 4.3: SUPPLEMENTARY SESSION REGISTRATION BY SUBJECT, SCHOOL TYPE AND SEX	87
TABLE 4.4: SUPPLEMENTARY SESSION REGISTRATION OF THE 2006 COHORT BY SUBJECT, SCHOOL TYPE AND SEX	88
TABLE 4.5: SUPPLEMENTARY SESSION REGISTRATIONS FOR REVISION OF PAPERS.....	88
TABLE 4.6: REGISTRATIONS FOR SEC VOCATIONAL SUBJECTS SYNOPTIC ASSESSMENT	89
TABLE 5.1: SUPPLEMENTARY SESSION RESULTS BY SUBJECT FOR PAPERS I AND IIB.....	90
TABLE 5.2: SUPPLEMENTARY SESSION RESULTS OF THE 2006 COHORT	91
TABLE 5.3: SUPPLEMENTARY SESSION RESULTS BY SUBJECT AND TYPE OF SCHOOL FOR PAPERS I AND IIB.....	92
TABLE 5.4: SUPPLEMENTARY SESSION RESULTS OF REVISION OF PAPERS	95
TABLE 5.5: REVIEW OF GRADES: MAIN AND SUPPLEMENTARY SESSIONS 2022	96
TABLE 5.6: REVIEW OF GRADES: MAIN AND SUPPLEMENTARY SESSIONS 2022 (2006 COHORT)	97

Statistical Report (2022): Secondary Education Certificate Examinations

TABLE 5.7: REVIEW OF GRADES: SUPPLEMENTARY SESSION 2022 (CANDIDATES WHO DID NOT SIT FOR EXAMINATIONS IN MAIN SESSION 2022).....	98
TABLE 5.8: RESULTS FOR VOCATIONAL SUBJECTS SYNOPTIC ASSESSMENT.....	99
TABLE 6.1: SEC PASSES IN 2022	101
TABLE 6.2: SEC PASSES 2022 OF THE 2006 COHORT.....	102
TABLE 6.3: NUMBER OF PASSES OF THE 2006 COHORT AFTER THE 2022 EXAMINATION SESSIONS	103
TABLE 6.4: NUMBER OF CANDIDATES WITH SIX PASSES* (GRADES 1-5) – MAIN SESSION 2022	104
TABLE 6.5: NUMBER OF CANDIDATES WITH SIX PASSES* (GRADES 1-5) – SUPPLEMENTARY SESSION 2022	105
TABLE 6.6: CANDIDATES WITH SIX PASSES* (GRADES 1-5) – SESSIONS OF 2022.....	105
TABLE 7.1: REGISTRATIONS 1994-2022	106
TABLE 7.2: CANDIDATES REGISTERING FOR EXAMINATION ACCESS ARRANGEMENTS, BY YEAR OF EXAMINATION	111
TABLE 7.3: REGISTRATIONS FOR THE SUPPLEMENTARY SESSION AND PERCENTAGE REGISTRATIONS FROM THE MAIN SESSION, BY YEAR OF EXAMINATION	114

Statistical Report (2022): Secondary Education Certificate Examinations

List of Figures

FIGURE 2.I: PERCENTAGE OF CANDIDATES APPLYING FOR PAPER IIA BY SCHOOL AND SEX.....	25
FIGURE 2.II: NUMBER OF CANDIDATES PER REGION.....	30
FIGURE 2.III: PERCENTAGE OF CANDIDATES SITTING FOR 9 SUBJECTS OR MORE, BY SECTOR	32
FIGURE 2.IV: PERCENTAGE OF CANDIDATES SITTING FOR 0, 1, 2, AND 3 SCIENCE SUBJECTS, BY SCHOOL SECTOR.....	33
FIGURE 2.V: PERCENTAGE OF CANDIDATES SITTING FOR THE FOUR COMMONEST FOREIGN LANGUAGE SUBJECTS, BY SCHOOL SECTOR.....	35
FIGURE 2.VI: PERCENTAGE OF CANDIDATES SITTING FOR 0, 1, AND 2 FOREIGN LANGUAGE SUBJECTS, BY SECTOR	35
FIGURE 3.I: PERCENTAGE OCCURRENCE OF GRADES BY SEX	40
FIGURE 3.II: PERCENTAGE OCCURRENCE OF GRADES BY SEX (2006 COHORT).....	51
FIGURE 3.III: PERCENTAGE CANDIDATES WITH GRADES 1-3 FOR THE LARGER SEC SUBJECTS, BY SECTOR	73
FIGURE 5.I: PERCENTAGE OF ELIGIBLE CANDIDATES REGISTERING FOR THE SUPPLEMENTARY SESSION, BY SUBJECT	95
FIGURE 5.II: PERCENTAGE OF CANDIDATES FROM SUPPLEMENTARY SESSION REGISTRATIONS OBTAINING GRADES 4 AND 5, BY SUBJECT	98
FIGURE 6.I: PERCENTAGE OF CANDIDATES WITH MINIMUM NUMBER OF SEC PASSES, BY SECTOR.....	104
FIGURE 7.I: REGISTRATIONS, BY YEAR OF EXAMINATION.....	107
FIGURE 7.II: PERCENTAGE OF 16-YEAR-OLDS APPLYING FOR SEC, BY YEAR OF EXAMINATION	107
FIGURE 7.III: NUMBER OF CENTRES USED IN THE MAIN AND SUPPLEMENTARY SESSIONS, BY YEAR OF ASSESSMENT	108
FIGURE 7.IV: NUMBER OF INVIGILATION STAFF USED IN THE MAIN AND SUPPLEMENTARY SESSIONS, BY YEAR OF ASSESSMENT	108
FIGURE 7.V: PERCENTAGE OF 16-YEAR-OLDS REGISTERING FOR THREE SCIENCE SUBJECTS, BY YEAR OF EXAMINATION ...	109
FIGURE 7.VI: PERCENTAGE OF 16-YEAR-OLDS REGISTERING FOR ONE AND TWO LANGUAGE SUBJECTS, BY YEAR OF EXAMINATION	109
FIGURE 7.VII: PERCENTAGE OF 16-YEAR-OLDS REGISTERING FOR ONE OR MORE VOCATIONAL SUBJECTS, BY YEAR OF EXAMINATION.....	110
FIGURE 7.VII: PERCENTAGE OF 16-YEAR-OLDS REGISTERING FOR SCIENCE, LANGUAGE AND VOCATIONAL SUBJECTS, BY YEAR OF EXAMINATION.....	110
FIGURE 7.IX: PERCENTAGE OF CANDIDATES REQUESTING FOR ACCESS ARRANGEMENTS, BY YEAR OF EXAMINATION	111
FIGURE 7.IX: PERCENTAGE OF CANDIDATES WITH EXAMINATION ACCESS ARRANGEMENTS, BY SCHOOL SECTOR AND YEAR OF EXAMINATION.....	112
FIGURE 7.XI: PERCENTAGE OF STUDENTS RECEIVING RESULTS BY SMS, BY YEAR AND SESSION	113
FIGURE 7.XII: NUMBER OF CANDIDATES APPLYING FOR REVISION OF PAPERS, BY YEAR OF EXAMINATION.....	113
FIGURE 7.XI: PERCENTAGE OF CANDIDATES APPLYING FOR THE SUPPLEMENTARY SESSION	114
FIGURE 7.XIV: PERCENTAGE OF SEPTEMBER REGISTRATIONS FROM ELIGIBLE CANDIDATES, BY YEAR OF EXAMINATION...	115
FIGURE 7.XIII: PERCENTAGE PASS RATE OF CANDIDATES, BY YEAR OF EXAMINATION.....	115
FIGURE 7.XVI: PERCENTAGE OF 16-YEAR-OLD COHORT WITH GRADES 1-7 IN ENGLISH LANGUAGE, MALTESE, AND MATHEMATICS FOLLOWING THE MAIN SESSION, BY YEAR OF EXAMINATION.....	116
FIGURE 7.XVII: PERCENTAGE OF 16-YEAR-OLD COHORT WITH GRADES 1-7 IN ENGLISH LANGUAGE, MALTESE, AND MATHEMATICS FOLLOWING THE SUPPLEMENTARY SESSION, BY YEAR OF EXAMINATION.....	116
FIGURE 7.XVIII: PERCENTAGE FROM COHORT ELIGIBLE FOR SIXTH FORM, BY YEAR OF EXAMINATION AND SEX	117
FIGURE 7.XIX: DIFFERENCE BETWEEN THE PERCENTAGE OF FEMALES ELIGIBLE FOR SIXTH FORM AND THE PERCENTAGE OF MALES ELIGIBLE FOR SIXTH FORM, BY YEAR OF EXAMINATION	117
FIGURE 7.XX: RATE OF ABSENTEEISM AND GRADE U FOLLOWING MAIN SESSIONS	118

LIST OF ABBREVIATIONS

ADSC – Access - Disability Support Committee (at the Università ta’ Malta)

AM – Advanced Matriculation

IM – Intermediate Matriculation

EAA – Examination Access Arrangement

MATSEC – Matriculation and Secondary Education Certificate

MQF – Malta Qualifications Framework

SBA – School Based Assessment (assessment used to evaluate candidate learning which is performed during their course and can be set by teachers, schools or the MATSEC Examinations Board depending on the case)

SEC – Secondary Education Certificate

SEC IIA – SEC Paper IIA option

SEC IIB – SEC Paper IIB option

UM – Università ta’ Malta

EXECUTIVE SUMMARY

This document reports on the SEC Examination sessions of 2022. This is the third year that examinations were conducted with COVID-19 mitigation measures. However, most of the measures have been removed with the various components – which include oral, listening, and practical depending on the subject – being normally assessed in 2022. The SEC Main and Supplementary examination sessions were planned for their usual period, unlike when they were postponed in 2021 or the changes in 2020.

This report gives an overview of the administration aspect of the examinations and then presents the registration and results data of the Main (March-June) and Supplementary (September) sessions of examinations. Information of all candidates and of candidates of the 2006 cohort who turned 16 years of age in 2022 are reported as separate subgroups. This report also presents some statistics from previous sessions to indicate some trends that have been developing since SEC examinations were introduced in the Maltese Islands. The 2022 session is the fourth session of which candidates' registration costs were paid by the Government of Malta. This is the first examination session for which Grade 8 will be reported for some subjects, namely the SEC vocational subjects. This Grade will be reported in all SEC subjects in 2025, when educational and assessment reforms will be implemented.

Previous MATSEC statistical reports used the number of live births 16 years before the year of an assessment as an estimate of the total number of 16-year-olds living in Malta. As from 2018, the report started using the figure of 15-year-olds residing in Malta in the previous year as an alternative method to calculate this figure. Both figures are published by the National Statistics Office (NSO). As the number of candidates registering for SEC examination has exceeded the number of live births of 16 years ago and this calculation is no longer being presented. One should compare values in reports of recent years with older ones keeping this information in mind.

A total of 5,152 candidates (2,425 males and 2,727 females) registered for SEC examinations in one or more subjects in the Main Session. Most registrations (4,169 candidates, 80.9% of registrations) were from the 2006 cohort. Thus, 87.6% of 16-year-olds (84.2% of males, 91.4% of females) sat for examinations if estimated from the number of 16-year-olds residing in Malta in 2022. Like the years following 2002, most candidates registered for Paper IIA with Mathematics and Italian being the only exceptions. In these two subjects respectively, 58.2% and 56.2% of candidates opted for Paper IIB. The percentage of registrations for Paper IIA was particularly high in Church and Independent schools, where 70.7% and 75.7% of registrations respectively were for Paper IIA. On the other hand, 53.8% of registrations from state schools were for Paper IIA. The difference between males and females in this regard is also notable. Females were more likely than males to register for Paper IIA across school sectors.

A statistic which is noted to increase yearly is the percentage of candidates registering for examination access arrangements (EAA). In 2022 the highest figures since the start of SEC examinations have been reported, 732 candidates were granted EAA which is equivalent to 14.2% of registrations. The difference between males and females is also pronounced, as 18.7% of males compared to 10.2% of female candidates respectively register for EAA.

Most candidates from the 2006 cohort registered for 10 subjects (1,282, 35.1% of registrations), 474 of them (37.0%) registered for the three science subjects Physics, Chemistry and Biology, and 348 of them (27.1%) registered for at least two foreign language subject examinations. If looking at the total number of 16-year-olds residing in Malta in 2022, 11.4% (9.5% males, 13.4% females) of them

Statistical Report (2022): Secondary Education Certificate Examinations

registered for the three science subjects and 9.5% of them registered for at least two foreign language subjects. In addition, 671 candidates registered for no foreign language subject. School sector and sex differences are evident for all registration statistics as presented in this and previous reports.

These differences are also reflected the results. More females from the 2006 cohort registrations (70.9%) obtained Grades 1-5 when compared to the males (62.0%). Candidates from the 2006 cohort were more likely to obtain Grades 1-5 (66.5%) when this number is compared to that of all candidates (62.6%). The percentage of candidates obtaining Grades 1-5 reported in this and recent reports is lower than that in older reports (e.g. 69.3% of total and 76.7% of that year's cohort in 2017 obtaining Grades 1-5). This may be partly attributed to increased absenteeism. If absent candidates are omitted from the calculations of 2022, 72.1% of candidates and 72.5% of 2006 cohort candidates obtained Grades 1-5 following the Main Session. Following the Main Session there were 551 requests for revision of paper (1.6% of total registrations) which resulted in 27 upgrades.

A total of 140 candidates (70 males, 70 females) from the 1,244 registrations for a SEC vocational subject were awarded Grade 8 following the Main Session. The extension of possible grades in these subjects was expected to attract candidates who usually would not register for SEC examinations. In fact, there were 307 more candidates for vocational subjects in 2022 when contrasted to 2021. A total of 92 candidates registered for vocational subjects as their only SEC subject/s of 2022, in contrast to 79 reported last year.

A total of 1,369 candidates (714 males and 655 females) registered for the 2022 SEC Supplementary Session. These included 985 candidates (72.0%) of the 2006 cohort and 41 candidates (3.0%) who had sat for examination in previous Main sessions. While approximately 37% of eligible candidates applied for English Language and Maltese in the Supplementary Session, 44.3% of eligible candidates for Mathematics did so. Mathematics had also the highest number of candidates eligible to register for it in the Supplementary Session. These are candidates who had obtained grades 6, 7 and U or were absent in the Main Session. There were 26 applications (1.1% of registrations) for revision of papers following the Supplementary Session, resulting in no upgrade.

Of the grades awarded following the 2022 SEC sessions, 73.3% were Grades 1 to 7 and 62.5% were Grades 1 to 5. When 16-year-olds are considered on their own, 76.6% obtained Grades 1 to 7 and 66.1% obtained Grades 1 to 5, indicating they fared slightly better than the overall population.

More than half of the 16-year-olds residing in Malta were awarded certifications with Grades 1 to 7 in the following basic subjects: English Language (74.5%), Maltese (62.9%), Mathematics (63.4%) and at least one science subject (83.3%). More than half of the 16-year-olds residing in Malta were awarded certification with Grades 1 to 7 in the following subjects: English Language (74.5%), Maltese (62.9%) and Mathematics (63.4%). If Grades 1 to 5 are considered, these values change to 68.0%, 55.4% and 51.6% respectively. Approximately half of the population of 16-year-olds residing in Malta were awarded Grade 1 to 7 in Physics (49.8%) and Religious Knowledge (48.1%). The proportions for the other subjects varied for a number of factors, including the subject options chosen by the candidates at school.

Overall, 37.1% of the 2006 cohort who sat for SEC examinations in 2022 gained passes in nine subjects or more when passes are taken to include Grades 1 to 7. Moreover, 30.7% of the same cohort gained passes in nine subjects or more when passes are taken to include Grades 1 to 5. On the other hand, 18.9% of the 2006 cohort candidates obtained three or less passes (Grades 1 to 7).

1. INTRODUCTION

Background

The Matriculation and Secondary Education Certificate (MATSEC) Board was set up in 1991. It is responsible for external examinations at two levels: (a) the Secondary Education Certificate (SEC) examination, which replaced the General Certificate of Education Ordinary Level (GCE O-level) offered by English examination boards, and (b) the Matriculation Certificate examination which replaced the GCE A-levels offered by English examination boards.

At its inception, the MATSEC Board emphasized that the SEC examination dovetailed with the National Minimum Curriculum introduced in Malta in 1988 (Sultana, 1998). In fact, its brochure advertising the SEC examination declares that this examination complements the requirements of the National Minimum Curriculum by providing a common assessment system of an impartial standard, applying examinations appropriate for students with different abilities and incorporating recent trends in educational thinking (p. 1).

The SEC examination reflects local educational developments, including the promulgation of the Education Act (1988) and a National Minimum Curriculum (1999) for the various levels of education. It therefore aims to:

- emphasize achievement rather than selection;
- give importance to subjects that did not make up the core 'academic' curriculum;
- cater for a wider ability range of students; and
- widen access to post-secondary and tertiary education to put Malta on a par with European levels (Sultana, 2000).

As from 1993, a September Supplementary session replaced the December/January session. Results of the Supplementary session would be published by the 1st October offering a unique opportunity to those who did not manage to obtain the minimum national entry requirements for Sixth Form.

A fundamental principle of the SEC examination is that it should enable candidates to demonstrate what they know and can do rather than expose their shortcomings (Ventura & Murphy, 1998). This philosophy led to the introduction of papers at two levels of difficulty and candidates being asked to select the appropriate level for their ability in each subject when they register for the examination. In all subjects, Paper I is common to all students, and should fall within the ability range of all candidates. In most cases, it includes an aural / oral / practical / coursework component. Paper II entails a choice. Paper IIA comprises more demanding questions than Paper I. It is designed for the more academically able students, and is targeted at those who expect high achievement and who want to proceed to higher qualifications in the subject. Paper IIB has less demanding questions than Paper IIA.

As from 2002, candidates opting for Paper I and Paper IIA may qualify for Grades 1 to 5. The results of candidates who do not obtain at least a Grade 5 remain unclassified (U). Candidates opting for Paper I and Paper IIB qualify for Grades 4 to 7. The results of candidates who do not obtain at least a Grade 7 remain unclassified (U). SEC Grades 1 to 5 are considered to be Level 3 according to the Malta Qualifications Framework (MQF), while SEC Grades 6 and 7 are regarded as Level 2 on the same scale

Statistical Report (2022): Secondary Education Certificate Examinations

(Education Act, L.N. 294, 2012). In effect, Grades 1 to 5 allow students access sixth form, while lower grades enable students to apply for courses in other post-secondary institutions, and employment in a range of occupations (Sultana, 1998).

Gradual changes took place over three years until the board replaced the GCE Ordinary level subjects with a set of subjects at Secondary Education Certificate (SEC) level with a different format to the previous Matriculation subjects and the SEC system of examinations became fully operational in 1994. The 1992 SEC brochure suggests that “The SEC examination is suitable for almost the whole ability range” (p. 9). Therefore, while only about 20% of students in each age cohort used to sit for the English GCEs, the SEC examination is intended to cater for about 80% of the cohort of school-leaving age (Grima & Ventura, 2006). This target has been reached and maintained since 2005. Considerable importance is awarded to these examinations in the local educational system (Chetcuti & Griffiths, 2002; Pace, 1996; Ventura, 1996; White, 1996).

The list of subjects offered at SEC level has increased from 13 in 1992 to 44 in 2022. Qualifications in five SEC vocational subjects were first awarded in 2017. Qualifications in nine SEC vocational subjects were awarded this year. The table overleaf summarises the introduction of SEC subjects along the years.

Registration for SEC examinations is restricted to students who, at the time of the final assessment in the subject/s applied for, will be in their final year of compulsory schooling and other students aged sixteen years and over. The SEC examination is intended to provide an opportunity for all students finishing secondary school education to obtain external certificates for the subjects studied at school.

The present document reports on the 2022 SEC examination. It gives an overview of the administrative aspect of the examination and then goes on to report on the registration and results data of the Main session and the Supplementary session.

Statistical Report (2022): Secondary Education Certificate Examinations

Table 1.1: A timeline of SEC subjects offered

Year	Subjects	Subjects Introduced	Subjects Removed / Rebranded
1990**	7	<ul style="list-style-type: none"> Arabic Classical Culture and Civilisation Italian Maltese Maltese History Latin Social Studies 	
1992**	13	<ul style="list-style-type: none"> English Language Land Surveying Mathematics Physics Religious Knowledge Russian 	
1993	25	<ul style="list-style-type: none"> Accounting Art Biology Chemistry Commerce Computer Studies Economics French Graphical Communication Home Economics Needlecraft & Dress Spanish 	
1994	30	<ul style="list-style-type: none"> Business Studies Environmental Studies Geography German Greek Technical Design 	<ul style="list-style-type: none"> Graphical Communication
1995	29	<ul style="list-style-type: none"> History 	<ul style="list-style-type: none"> Maltese History Land Surveying
1996	29	<ul style="list-style-type: none"> Textiles and Design 	<ul style="list-style-type: none"> Needlecraft & Dress
1997	30	<ul style="list-style-type: none"> English Literature 	
2003	31	<ul style="list-style-type: none"> European Studies 	
2004	32	<ul style="list-style-type: none"> Physical Education 	
2008	33	<ul style="list-style-type: none"> Design and Technology Graphical Communication 	<ul style="list-style-type: none"> Technical Design
2014	34	<ul style="list-style-type: none"> Music 	
2017	39	<ul style="list-style-type: none"> Agribusiness* Health and Social Care* Engineering Technology* Hospitality* Information Technology* 	
2018	40	<ul style="list-style-type: none"> Ethics 	
2020	41	<ul style="list-style-type: none"> Media Literacy Education* 	
2022	44	<ul style="list-style-type: none"> Retail * Hairdressing and Beauty* Fashion and Textiles* 	<ul style="list-style-type: none"> Textiles and Design

* SEC vocational subjects

Administrative Information

The regulations of the Secondary Education Certificate Examination are available on the MATSEC website¹.

Main Session of SEC Examinations

The timetable for the Main session was issued in mid-October 2021 (see Appendix A). Registration for the examinations took place either manually or online between the 15 November 2021 and the 26 November 2021. Late applications were received between the 2 and 3 December 2021. These applications were received at the Examinations Department, Floriana and the Examinations Centre, Victoria, Gozo and processed by the Examinations Department, Floriana. Very late applications were received online by MATSEC, Università' Malta, till mid-April 2022. There were 5,160 candidates who registered for the examinations (2,429 males and 2,731 females).

The written examinations took place between 29 April and 6 June 2022. The following subjects were offered for examination:

Accounting,	Arabic,	Art,
Biology,	Business Studies,	Computing
Chemistry,	Classical Culture and Civilisation,	Commerce,
Design and Technology,	Economics,	English Language,
English Literature,	European Studies,	Environmental Studies,
French,	Geography,	German,
Graphical Communication,	Greek,	History,
Home Economics,	Italian,	Latin,
Maltese,	Mathematics,	Music,
Physics,	Physical Education,	Religious Knowledge,
Russian,	Social Studies,	Spanish,
Ethics,	Agribusiness,	Engineering Technology,
Hospitality,	Information Technology,	Health and Social Care,
Media Literacy,	Retail,	Hairdressing and Beauty,
Fashion and Textiles.		

Registration for revision of papers took place between the 19 and 25 of July 2022, at MATSEC, Università ta' Malta.

Supplementary Session of SEC Examinations

The timetable for the Supplementary Session was posted on the MATSEC website in mid-October 2021, concurrently with that of the Main session.

Registration for the examinations was online and took place between the 19 and 25 of July 2022. Late applications were received on the 27 and 28 July 2022. All applications were received and processed by MATSEC, Università ta' Malta. There were 1,369 candidates who registered for the examinations (714 males and 655 females). The examinations were held between 26 August and 3 September 2022.

¹ These can be retrieved from here: <http://www.um.edu.mt/matsec/regulations>

Statistical Report (2022): Secondary Education Certificate Examinations

In the Supplementary Session, candidates can only register for Paper I and Paper IIB option. The more challenging Paper IIA option is not offered. They can register for English Language, Maltese, and Mathematics only if they were absent or had obtained Grades 6, 7 or U in the Main Session. Furthermore, they can only register for one of Biology, Chemistry, or Physics and only if they had not obtained at least Grade 5 in any one of the three subjects.

Registration for revision of papers took place on the 3 and 4 October 2022 at MATSEC, Università ta' Malta.

Vocational Subjects

Candidates for vocational subjects are registered as school candidates at the beginning of the course (Year 9). A total of 1,244 candidates (624 males and 620 females) registered for a vocational subject. Of these, 92 (43 males and 49 females) registered for the vocational subject/s of choice as their only SEC examination.

SEC vocational subjects are assessed through two yearly coursework assessments and one yearly controlled assessment. Candidates who either fail a unit or are absent for any assessment may sit for a synoptic assessment. For this year's cohort, controlled assessments were held in the schools candidate attend in May for Units 1 and 2 and in April for Unit 3. Synoptic tests for all units are carried out in November. The controlled assessment for Unit 1 was not held due to the cancellation of the Main Session 2022 as part of the COVID-19 mitigation measures adopted during that year. The mark for that year had been pro-rated based on earlier work submitted by the candidates.

Results

The results of the Main session examinations were posted on 15 July 2022 while those of the Supplementary session examinations were posted on the 29 September 2022. Most candidates took the option to give their mobile number on registration, and these received their results by SMS as well. Moreover, following September 2015, candidates had the possibility to apply to receive their results through registered mail. About a quarter of the candidates opted for the service in either session.

Table 1.2: Publication of 2022 Results by SMS and by Registered Mail

Session	Publication of Results	by SMS		by Registered Mail	
		N	%	N	%
Main	15 July 2022	5118	99.2	1271	24.6
Supplementary	29 September 2022	1313	95.7	354	25.8

Requests for Examination Access Arrangements

Requests for examination access arrangements (EAA) for SEC examinations were received during the registration period. Candidates needed to fill the required forms². This year, there were 732 applications for access arrangements (454 males and 278 females). These make up 14.2% of registrations for SEC subjects (18.7% of male registrations and 10.2% of female registrations). A total of 388 registrations were from candidates studying a vocational subject, making up 22.2% of the vocational candidate population. Requests for EAA were considered by the ACCESS-Disability Support Committee of the Università ta' Malta.

The Examination Centres

In Malta, the administration of the examinations in the different examination centres was the responsibility of the Examinations Department, Ministry for Education, Floriana.

Main Session of SEC Examinations

As part of the mitigation measures in place during the COVID-19 pandemic, a larger number of centres was used this year to adhere to the social distance regulations. A total of 22 examination centres were used for this session. These are listed below. The services of 63 head of centres and 1,136 invigilators were used.

Maria Regina College Mosta Secondary (Żokrija)
St Benedict College Secondary Kirkop
St Gorg Preca College Secondary School Ħamrun
St Ignatius College Ħandaq Secondary School
St Margaret College Verdala Secondary School
St Theresa College Middle School Birkirkara
St Theresa College Secondary School Mrieħel
St Thomas More College Żejtun
Maria Regina College Naxxar Middle School
St Benedict College Middle School Kirkop
St Nicholas College Dingli Secondary School
St Theresa College Sta Venera Primary
St Thomas More College Santa Luċija Secondary School
St Gorg Preca College Primary Valletta
Corradino Correctional Facilities
Police General Headquarters Floriana
St Elmo Examinations Centre
St Gorg Preca College Blata I-Bajda Middle School
St Thomas More College Ħamrun Secondary and MVPA
Mikiel Anton Vassalli College, GVPA
St Aloysius' College 6th Form
Gozo Exams Centre

² The application form together with additional information about Access Arrangements is available on MATSEC's website. These can be found here: <https://www.um.edu.mt/matsec/Access>

Supplementary Session of SEC Examinations

A total of eight examination centres were used for this session. These are listed below. The services of 20 head of centres and 191 invigilators were used.

St Nicholas College Dingli Secondary School Dingli
St Theresa College Imrieħel Secondary School
St Theresa College Birkirkara Middle School Ta' Paris
Maria Regina College Middle School Naxxar
St Aloysius College
St Ignatius College, Ħandaq
Mikiel Anton Vassalli College, School of Music, Ħamrun
Gozo Examinations Centre

Aural Examinations

The table below shows the dates of the aural and oral examinations.

Table 1.3: Dates for Aural and Oral Examinations

	Aural Examinations	Oral Examinations
Arabic	Part of Paper I	25, 26, 27 April
English Language	28 April	21, 22, 23, 24, 28 March, 22 April
French	7 April	21, 22, 23, 24, 28 March, 22 April
German	21 April	25, 26, 27 April
Italian	7 April	29, 30 March, 1, 4, 5, 6 April
Maltese	Part of Oral	29, 30 March, 1, 4, 5, 6 April
Russian	21 April	25, 26 April
Spanish	22 April	25, 26, 27 April

SEC Music Paper 1 (Part 1) took place on 2 June 2022. Section A of this paper involves a listening component. The aural examinations for the various subjects were held in the following four centres:

Gozo Examinations Centre
St Gorg Preca College Secondary Ħamrun
St Ignatius College Ħandaq Secondary School
St Theresa College Middle School Birkirkara

Statistical Report (2022): Secondary Education Certificate Examinations

The numbers of examiners used in each subject's oral examination in the Main Session are shown below. The largest number of oral examiners was used in Maltese (70 examiners) and English Language (58 examiners), which is expected given that more candidates register for these subjects. One should note, however, that most registrations are made for English Language.

Table 1.4: Number of Examiners for Oral Examinations

	Malta	Gozo	Total
Arabic	6	0	6
English Language	58	6	64
French	11	1	12
German	13	2	15
Italian	20	4	24
Maltese	70	5	75
Russian	3	0	3
Spanish	11	2	13
Total	192	20	212

Practical Examinations

In 2022, SEC Art examinations took place on the 4 June and 6 June 2022. Music Paper 1 (Part 2) took place on 2 June 2022.

In the practical component of the SEC Physical Education examination (part of Paper I), candidates had to opt for two different Areas out of four. In each of these two Areas, candidates had a number of activities to choose from. The four Areas and the possible choices were the following:

- Area 1: Games – one activity from Basketball, Hockey, Netball and Volleyball.
- Area 2: Gymnastics and Dance Activities – one activity from Artistic Gym (two different vaults and one floor sequence) and Educational Dance (two contrasting dances).
- Area 3: Athletics – any three activities from those available (100 m sprint, 800 m sprint, one high jump, long jump, shot put or discus).
- Area 4: Swimming – two strokes from Breaststroke, Butterfly, Backstroke or Front Crawl.

Statistical Report (2022): Secondary Education Certificate Examinations

Table 1.5 below presents details of the various SEC Physical Education practical examinations:

Table 1.5: Physical Education Practical Examinations

Activity	Venue	Date	No. of Candidates	
Area 1	Basketball	25, 29 March 2022	104	
	Football	24, 30 March 2022	252	
	Netball	30 March 2022	24	
	Badminton	24 March 2022	49	
Area 2	Artistic Gym	University Sports Complex	28 March 2022	19
	Educational Dance	National Pool Complex	25 March 2022	42
Area 3	Athletics – all tests	St Aloysius' College Sports Complex	24, 29 March, 1 April	395
Area 4	Swimming – all tests	National Swimming Pool, Tal-Qroqq	9, 10 June 2022	92

Revision of Papers

Candidates who are not satisfied with the grade awarded to them in any subject may register for the service of a Revision of Papers. Information about the registration period is posted to the candidates with their result slip. For each subject, an additional examiner is appointed to review the cases of the candidates who ask for a Revision of Papers. A brief report on the performance of the candidate is written in each case, which is forwarded to the candidate. A fee of €35 per subject is paid on registration. This fee is refundable in cases where the Board of Examiners recommends a change in the original grade. There were 551 requests for Revision of Papers after the Main session and 26 further requests after the Supplementary Session.

Examiners' Reports

For each subject, the Chairperson of the Markers' Panel was required to submit an Examiners' Report on the performance of the candidates on the examination. The information for this report is usually compiled from the different markers involved in the process. This report provides statistical data on the grades awarded and gives detailed feedback on the performance of the candidates. These reports are made public on the MATSEC website (<https://www.um.edu.mt/matsec/reportscommunication>).

2. MAIN SESSION REGISTRATIONS

Table 2.1 shows the number of candidates who registered for the Main session by sex and cohort.

Table 2.1: Registration by Year of Birth and Sex

Cohort*	Males	Females	Total
2007	4	4	8
2006	1847	1806	3653
2005	276	275	551
2004	83	111	194
2003	43	74	117
2002	17	46	63
2001	13	26	39
2000	15	25	40
1999	6	11	17
1998	10	15	25
Pre-1998	115	338	453
Total	2429	2731	5160

In total, there were 5,152 candidates who registered for SEC examinations in the Main Session 2022 (2,429 males and 2,731 females). The largest numbers of registrations, in total and for both males and females, belonged to the 2006 cohort (3,653 candidates, 70.9%). This is the cohort that turned sixteen in 2022.

When set up in 1991, MATSEC aimed to attract 80% of sixteen-year-olds to SEC examinations (Grima & Ventura, 2006). There were 4,169 15-year-olds (2,193 males and 1,976 females) living in Malta in 2021 (NSO, 2022). Using this value as an estimate of the population of 16-year-olds in 2022, this means that 87.6% of children residing in Malta, 84.2% of males and 91.4% of females, registered for SEC examinations in 2022. In previous statistical reports, live births served as an estimate of the population of 16-year-olds, but this figure was abandoned as it became increasingly unrealistic.

Table 2.2 provides information on how many candidates, males and females, registered for the different subjects in 2022's Main Session, as well as the variability in the number of registrations for the different subjects. The subjects with the largest numbers of registrations were Mathematics (4,336), English Language (4,227), Maltese (3,813), Physics (3,156), and Religious Knowledge (2,932). Notably, only one candidate registered for SEC Latin, six candidates registered for SEC Classical Culture and Civilisation, while seven candidates registered for SEC Commerce. There were no registrations for SEC Greek.

Statistical Report (2022): Secondary Education Certificate Examinations

Table 2.2: Registration by Subject and Cohort

	All Candidates	2006 Cohort
Accounting	764	657
Agribusiness	24	24
Arabic	55	31
Art	466	414
Biology	1272	1143
Business Studies	186	158
Chemistry	681	627
Classical Culture	6	4
Commerce	7	5
Computing	639	596
Design and Technology	290	277
Economics	202	189
Engineering Technology	172	165
English Language	4227	3541
English Literature	2654	2520
Environmental Studies	2102	1987
Ethics	427	355
European Studies	86	78
Fashion and Design	43	40
French	888	834
Geography	206	180
German	540	503
Graphical Communication	410	393
Hairdressing and Beauty	121	118
Health and Social Care	236	229
History	225	197
Home Economics	449	396
Hospitality	273	255
Information Technology	301	287
Italian	1630	1500
Latin	1	0
Maltese	3813	3325
Mathematics	4336	3509
Media Literacy	199	194
Music	37	34
Physical Education	486	440
Physics	3156	2905
Religious Knowledge	2932	2778
Retail	61	59
Russian	33	25
Social Studies	530	463

Statistical Report (2022): Secondary Education Certificate Examinations

Sex disparities are noticeable in some subjects, suggesting that some subjects are more attractive to one sex. Male dominated subjects include Engineering Technology (94.8% males), Information Technology (83.1% males), Design and Technology (74.8% males), Graphical Communication (70.5% males), and Computing (70.0% males). Female dominated subjects include Fashion and Design (2.3% males), Hairdressing and Beauty (2.5% males), Health and Social Care (12.7% males), European Studies (23.3% males), Biology (34.3% males), and Art (35.0% males). Candidates from the 2006 cohort form the majority of candidates in most instances. The only cases where less than 80% of candidates are from this cohort are from small entry subjects such as Arabic (56.4%), Classical Culture and Civilisation (66.7%), Commerce (71.4%), and Russian (75.8%).

Table 2.3 overleaf shows the numbers of registrations, for males and females, from the different educational sectors. This table shows that the number of registrations varied within the particular sectors for different subjects. In general, the largest numbers of registrations belonged to schools from two sectors: State and Church Schools. These constitute most of the secondary student school population (Gellel & Buchanan, 2011). The percentage of private candidates is less than 5% in 23 of the 42 subjects for which there were registrants in 2022.

Statistical Report (2022): Secondary Education Certificate Examinations

Table 2.3: Registration by Subject, Sex, and Sector

	State Schools		Church Schools		Independent Schools		Post-Secondary Schools		Private Candidates		Gozo Schools		Gozo Private Candidates		Total
	M	F	M	F	M	F	M	F	M	F	M	F	M	F	M+F
Accounting	58	105	158	187	66	39	2	0	22	58	22	39	4	4	764
Agribusiness	3	0	0	0	0	0	0	0	0	0	0	0	0	0	3
Arabic	11	20	2	0	5	3	1	0	5	7	0	0	1	0	55
Art	51	135	64	79	20	57	1	0	15	13	11	19	1	0	466
Biology	114	247	180	357	88	131	6	6	17	43	29	51	2	1	1272
Business Studies	50	63	35	0	16	0	1	0	9	10	1	1	0	0	186
Chemistry	75	126	131	150	68	60	1	4	10	7	18	31	0	0	681
Classical Culture	2	0	1	0	2	0	0	0	0	1	0	0	0	0	6
Commerce	1	3	0	0	1	0	0	0	1	1	0	0	0	0	7
Computing	154	76	176	82	60	12	1	0	17	5	39	16	0	1	639
Design and Technology	114	44	74	20	0	0	0	0	5	0	24	9	0	0	290
Economics	1	0	37	88	37	28	0	0	1	1	0	9	0	0	202
Engineering Technology	19	1	0	0	0	0	0	0	0	0	5	0	0	0	25
English Language	804	898	707	595	209	191	10	7	198	295	145	133	8	27	4227
English Literature	467	614	497	506	171	157	1	0	20	23	91	103	3	1	2654
Environmental Studies	567	659	366	245	56	60	1	0	22	21	34	70	0	1	2102
Ethics	136	179	3	4	34	18	2	1	15	12	11	12	0	0	427
European Studies	13	45	3	14	1	0	0	0	1	2	2	5	0	0	86
Fashion and Design	0	7	0	2	0	0	0	0	0	0	1	1	0	0	11
French	99	162	141	275	61	81	2	2	6	15	14	29	1	0	888
Geography	63	35	18	18	38	15	0	0	10	2	6	0	0	1	206
German	94	113	103	133	20	15	0	1	6	13	22	20	0	0	540

Statistical Report (2022): Secondary Education Certificate Examinations

	State Schools		Church Schools		Independent Schools		Post-Secondary Schools		Private Candidates		Gozo Schools		Gozo Private Candidates		Total
	M	F	M	F	M	F	M	F	M	F	M	F	M	F	
Graphical Communication	81	68	148	10	32	21	0	0	6	1	22	21	0	0	410
Hairdressing and Beauty	3	25	0	0	0	0	0	0	0	1	0	0	0	0	29
Health and Social Care	1	15	2	4	0	1	0	0	0	1	1	0	0	0	25
History	59	40	25	12	29	14	1	0	10	4	30	0	0	1	225
Home Economics	70	142	64	71	13	36	0	4	11	19	6	12	0	1	449
Hospitality	9	13	4	3	0	0	0	0	0	0	3	1	0	0	33
Information Technology	9	1	8	0	1	0	0	0	0	0	1	1	0	0	21
Italian	294	356	314	315	74	67	3	4	28	58	55	61	0	1	1630
Latin	0	0	0	0	0	0	0	0	0	1	0	0	0	0	1
Maltese	731	824	692	589	169	147	21	18	169	178	135	127	6	7	3813
Mathematics	794	895	696	593	210	189	27	70	207	331	144	134	10	36	4336
Media Literacy	14	11	3	2	0	0	0	0	0	0	2	4	0	0	36
Music	6	7	7	8	2	1	0	0	1	1	3	1	0	0	37
Physical Education	111	51	123	89	56	30	3	0	6	6	9	2	0	0	486
Physics	680	801	624	385	171	114	7	9	75	49	126	112	1	2	3156
Religious Knowledge	517	625	639	570	142	137	1	1	31	48	115	97	2	7	2932
Retail	6	8	0	0	0	0	0	0	0	0	1	0	0	0	15
Russian	2	1	0	0	0	0	0	0	0	0	0	0	0	0	3
Social Studies	58	96	106	211	5	2	0	0	19	29	3	0	0	1	530
Spanish	134	175	59	4	21	29	1	5	12	35	20	22	1	1	519

Statistical Report (2022): Secondary Education Certificate Examinations

Table 2.4 provides a breakdown of the registration information by subject for Paper IIA and Paper IIB separately. SEC vocational subjects are omitted from this table as their assessments are not tiered.

Table 2.4: Registration for Paper IIA and IIB by Subject and Sex

	Males		Females		Total	
	IIA	IIB	IIA	IIB	IIA	IIB
Accounting	237	95	297	135	534	230
Arabic	14	11	22	8	36	19
Art	110	53	240	63	350	116
Biology	304	132	566	270	870	402
Business Studies	67	45	36	38	103	83
Chemistry	246	57	306	72	552	129
Classical Culture	2	3	1	0	3	3
Commerce	2	1	4	0	6	1
Computing	332	115	156	36	488	151
Design and Technology	125	92	53	20	178	112
Economics	57	19	82	44	139	63
English Language	1313	768	1454	692	2767	1460
English Literature	830	420	1077	327	1907	747
Environmental Studies	578	468	704	352	1282	820
Ethics	130	71	164	62	294	133
European Studies	15	5	53	13	68	18
French	198	126	388	176	586	302
Geography	63	72	45	26	108	98
German	164	81	224	71	388	152
Graphical Communication	206	83	96	25	302	108
History	94	60	47	24	141	84
Home Economics	78	86	162	123	240	209
Italian	286	482	428	434	714	916
Latin	0	0	1	0	1	0
Maltese	946	977	1158	732	2104	1709
Mathematics	895	1193	916	1332	1811	2525
Music	15	4	14	4	29	8
Physical Education	202	106	134	44	336	150
Physics	929	755	853	619	1782	1374
Religious Knowledge	760	687	934	551	1694	1238
Russian	10	6	12	5	22	11
Social Studies	95	96	211	128	306	224

As from 2002 the range of grades for Paper IIA was extended from Grades 1 to 4 to Grades 1 to 5. Previously, the tendency for larger numbers of candidates to register for Paper IIB rather than Paper IIA was evident in several large entry subjects. In 2022, the proportion of candidates opting for Paper IIA is more than 50% in all subjects with a few exceptions, mainly Mathematics (41.8%), Italian (43.8%) and Classical Culture and Civilisation (50.0%).

Statistical Report (2022): Secondary Education Certificate Examinations

Table 2.5 presents the registration information by subject, for Paper IIA and IIB, and for males and females, from the different educational sectors. Candidates who were registered as private candidates, those from post-secondary institutions, and male state school candidates were the only groups where less than 50% applied for Paper IIA.

Criticism that the choice of Paper IIA or IIB is affected by the school attended (Ministry of Education, Youth and Employment, 2005) might still hold, as shown in Table 2.5 and summarised in Figure 2.i. The percentage of registrations for Paper IIA was particularly high in Church Schools and Independent Schools. State Schools, besides lagging behind in this regard, also show the largest difference between the percentage of males and females registering for Paper IIA. In general, girls are more likely than boys to opt for the more challenging Paper IIA option, however, this trend is reversed for Gozo Private candidates and Post-Secondary School candidates.

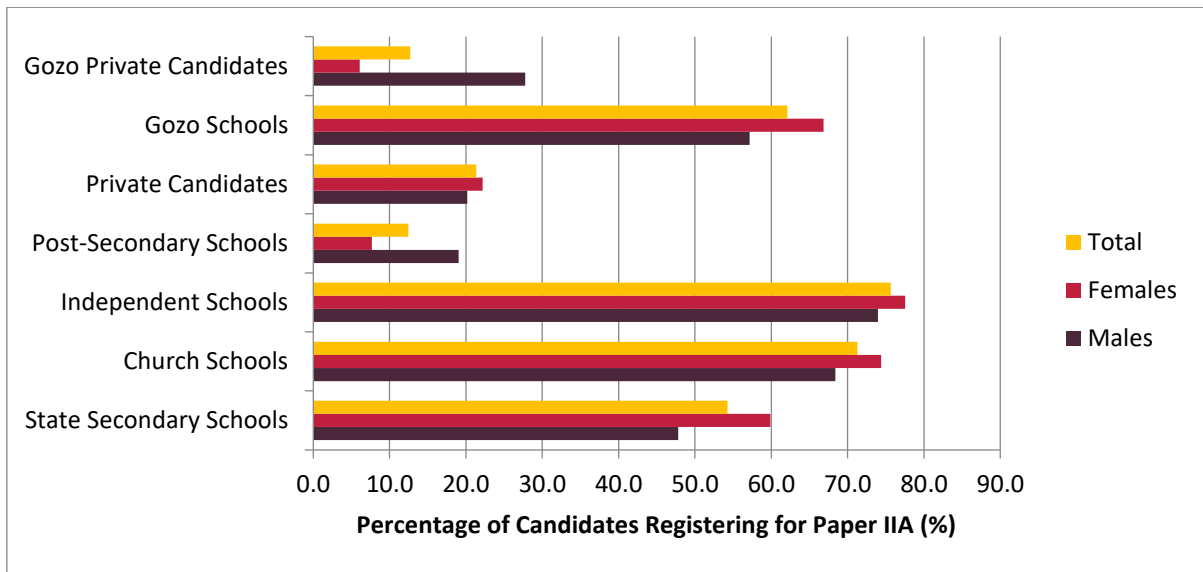


Figure 2.i: Percentage of Candidates Applying for Paper IIA by School and Sex

Statistical Report (2022): Secondary Education Certificate Examinations

Table 2.5: Registration for Paper IIA and Paper IIB by Type of School and Sex

	State Secondary Schools				Church Schools				Independent Schools				Post-Secondary Schools				Private Candidates				Gozo Schools				Gozo Private Candidates			
	M		F		M		F		M		F		M		F		M		F		M		F		M		F	
	IIA	IIB	IIA	IIB	IIA	IIB	IIA	IIB	IIA	IIB	IIA	IIB	IIA	IIB	IIA	IIB	IIA	IIB	IIA	IIB	IIA	IIB	IIA	IIB	IIA	IIB	IIA	IIB
Accounting	42	14	80	24	119	39	127	60	44	22	29	10	2	0	0	0	13	9	35	23	12	10	24	15	4	0	2	2
Arabic	6	5	16	4	1	1	0	0	3	2	3	0	1	0	0	0	3	2	3	4	0	0	0	0	0	1	0	0
Art	25	21	93	34	48	16	67	12	18	2	50	7	1	0	0	0	6	9	7	6	7	4	15	4	1	0	0	0
Biology	69	40	148	78	135	44	250	108	68	20	95	36	2	4	2	4	6	11	13	30	20	9	43	8	1	1	0	1
Business Studies	18	32	33	30	32	3	0	0	15	1	0	0	0	1	0	0	2	7	2	8	0	1	1	0	0	0	0	0
Chemistry	53	20	89	30	114	17	131	19	56	12	53	7	1	0	1	3	7	3	2	5	14	4	24	7	0	0	0	0
Classical Culture	0	2	0	0	0	1	0	0	2	0	0	0	0	0	0	0	0	0	1	0	0	0	0	0	0	0	0	0
Commerce	0	1	3	0	0	0	0	0	1	0	0	0	0	0	0	0	1	0	1	0	0	0	0	0	0	0	0	0
Computing	92	60	53	16	151	25	75	7	51	9	10	2	0	1	0	0	6	11	3	2	30	9	11	5	0	0	0	1
Design and Technology	55	59	26	18	58	16	19	1	0	0	0	0	0	0	0	0	0	5	0	0	12	12	8	1	0	0	0	0
Economics	0	1	0	0	27	10	61	27	29	8	21	7	0	0	0	0	1	0	0	1	0	0	0	9	0	0	0	0
English Language	423	364	571	299	542	164	503	93	183	26	174	17	2	8	1	6	46	152	69	226	100	45	106	27	2	6	3	24
English Literature	261	192	438	150	383	113	417	90	118	53	124	33	1	0	0	0	5	15	6	17	51	40	66	37	1	2	0	1
Environmental Studies	281	271	374	257	226	140	193	52	45	11	53	7	0	1	0	0	3	19	3	18	12	22	54	16	0	0	0	1
Ethics	83	51	136	43	1	2	2	2	31	3	15	3	1	1	0	1	4	11	4	8	9	2	7	5	0	0	0	0
European Studies	9	4	36	9	3	0	12	2	1	0	0	0	0	0	0	0	0	1	1	1	2	0	4	1	0	0	0	0
French	47	49	99	57	95	46	198	77	42	19	66	15	1	1	1	1	3	3	6	9	7	7	15	14	0	1	0	0
Geography	19	44	18	15	12	6	17	1	31	7	8	7	0	0	0	0	1	9	0	2	0	6	0	0	0	0	0	1
German	57	36	66	42	76	27	120	13	13	7	11	4	0	0	0	1	3	3	9	4	14	8	13	7	0	0	0	0
Graphical Communication	53	28	51	17	109	39	10	0	24	8	17	4	0	0	0	0	3	3	0	1	17	5	18	3	0	0	0	0

Statistical Report (2022): Secondary Education Certificate Examinations

	State Secondary Schools				Church Schools				Independent Schools				Post-Secondary Schools				Private Candidates				Gozo Schools				Gozo Private Candidates			
	M		F		M		F		M		F		M		F		M		F		M		F		M		F	
	IIA	IIB	IIA	IIB	IIA	IIB	IIA	IIB	IIA	IIB	IIA	IIB	IIA	IIB	IIA	IIB	IIA	IIB	IIA	IIB	IIA	IIB	IIA	IIB	IIA	IIB	IIA	IIB
History	22	35	24	15	21	4	9	3	26	3	12	2	0	1	0	0	3	7	1	3	20	10	0	0	0	0	0	1
Home Economics	31	39	66	76	37	27	58	13	7	6	30	6	0	0	1	3	0	11	2	17	3	3	5	7	0	0	0	1
Italian	93	197	144	201	123	190	185	131	47	27	46	21	0	3	0	4	11	17	22	36	10	45	23	38	0	0	0	1
Latin	0	0	0	0	0	0	0	0	0	0	0	0	0	0	0	0	0	0	1	0	0	0	0	0	0	0	0	0
Maltese	296	418	473	323	451	240	448	142	90	79	91	56	3	18	1	17	13	156	34	144	81	54	89	38	0	6	0	7
Mathematics	246	532	334	533	401	294	332	262	144	66	128	61	1	26	2	68	24	183	24	307	71	73	77	57	1	9	0	36
Music	3	0	2	0	7	0	6	2	1	1	1	0	0	0	0	0	0	1	0	1	1	2	0	1	0	0	0	0
Physical Education	63	48	37	14	83	39	68	22	48	8	27	3	0	3	0	0	1	5	1	5	6	3	2	0	0	0	0	0
Physics	289	384	376	413	421	202	303	83	135	36	91	23	1	6	0	9	12	63	7	42	63	63	64	48	1	0	1	1
Religious Knowledge	220	283	312	287	380	258	420	151	95	47	108	29	1	0	0	1	3	28	4	44	51	64	63	34	0	2	2	5
Russian	3	4	7	2	1	0	0	1	4	0	3	0	0	0	0	0	2	2	2	2	0	0	0	0	0	0	0	0
Social Studies	19	38	56	39	69	37	148	63	3	2	2	0	0	0	0	0	3	16	4	25	1	2	0	0	0	0	0	1
Spanish	74	55	118	50	32	27	4	0	13	8	24	5	1	0	0	5	6	6	28	7	6	14	16	6	1	0	1	0

Statistical Report (2022): Secondary Education Certificate Examinations

Tables 2.6 and 2.7 provide information about SEC candidates' localities in Malta and Gozo. As expected, the numbers of registrations from Malta (4,695) were significantly larger than those from Gozo (358). The data for Malta presented in Table 2.6 is grouped by region and locality, while that of Gozo is listed by locality only. Figure 2.iii graphically summarizes this information.

Table 2.6: Registration of SEC Candidates by Locality in Malta

Locality	Males	Females	Total
Southern Harbour	390	470	860
Vittoriosa	9	11	20
Cospicua	19	23	42
Fgura	60	80	140
Floriana	3	11	14
Isla	3	8	11
Kalkara	10	18	28
Luqa	32	32	64
Marsa	17	20	37
Paola	39	39	78
Santa Luċija	16	13	29
Tarxien	47	62	109
Valletta	28	35	63
Xgħajra	9	16	25
Żabbar	98	102	200
Northern Harbour	649	724	1373
Birkirkara	124	135	259
Fleur-de-Lys	1	5	6
Gżira	22	36	58
Ħamrun	51	46	97
Kappara	13	10	23
Msida	35	37	72
Paceville	0	2	2
Pembroke	21	15	36
Pietà	15	16	31
Qormi	79	82	161
San Ġiljan	37	46	83
San Ġwann	70	74	144
Santa Venera	43	51	94
Sliema	50	73	123
Swatar	33	26	59
Swieqi	50	58	108
Ta' Xbiex	5	12	17

Statistical Report (2022): Secondary Education Certificate Examinations

South Eastern	415	463	878
Birżebbuġa	46	69	115
Għaxaq	31	26	57
Gudja	11	21	32
Kirkop	10	21	31
Marsaskala	101	97	198
Marsaxlokk	22	30	52
Mqabba	23	21	44
Qrendi	21	13	34
Safi	10	16	26
Żejtun	72	79	151
Żurrieq	68	70	138
Western	328	387	715
Attard	46	73	119
Baħrija	9	22	31
Balzan	23	23	46
Dingli	10	27	37
Iklin	7	17	24
Lija	20	19	39
Mrieħel	1	0	1
Mtarfa	30	21	51
Rabat	39	52	91
Siggiewi	55	53	108
Żebbuġ	88	80	168
Northern	456	472	928
Baħar iċ-Ċaġħaq	6	9	15
Buġibba	6	15	21
Burmarrad	4	7	11
Għargħur	21	24	45
Madliena	14	11	25
Manikata	4	8	12
Mellieħa	51	51	102
Mġarr	25	20	45
Mosta	139	129	268
Naxxar	79	78	157
Qawra	33	28	61
San Pawl il-Baħar	74	92	166
Total	2238	2516	4754

Statistical Report (2022): Secondary Education Certificate Examinations

Table 2.7: Registration of SEC Candidates by Locality in Gozo

Locality	Males	Females	Total
Gozo	190	216	406
Fontana	5	8	13
Għajnsielem	14	19	33
Għarb	12	9	21
Għasri	10	2	12
Kerċem	5	10	15
Marsalforn	6	6	12
Munxar	4	5	9
Nadur	30	22	52
Qala	8	16	24
Rabat	1	0	1
San Lawrenz	2	3	5
Sannat	10	10	20
Santa Luċija	0	1	1
Victoria	35	38	73
Xagħra	23	33	56
Xewkija	17	28	45
Xlendi	2	1	3
Żebbuġ	6	5	11

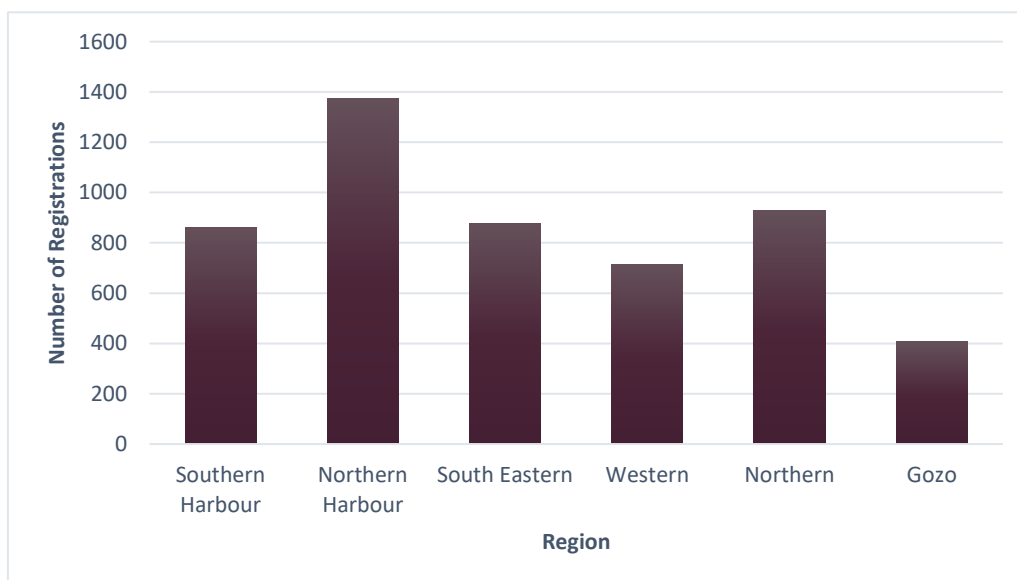


Figure 2.ii: Number of Candidates per Region

Statistical Report (2022): Secondary Education Certificate Examinations

Table 2.8, Table 2.9, and Table 2.10 provide registration information on the 2006 cohort. Most of these candidates were in their final year of secondary education in 2022.

Table 2.8: Number of Subjects Registered for by the 2006 Cohort

No. of Subjects	Males	Females	Total
15	1	1	2
14	0	0	0
13	4	5	9
12	21	29	50
11	107	222	329
10	603	679	1282
9	454	387	841
8	267	203	470
7	111	96	207
6	84	55	139
5	73	43	116
4	34	20	54
3	30	11	41
2	21	16	37
1	37	40	77

Table 2.8 provides information on the number of subjects registered by the 2006 cohort. This year the range of subjects was from 1 to 15. The largest category of candidates registered for ten subjects (35.1%) and nine subjects (23.0%) respectively. Both males and females registered mostly for ten subjects. However, female candidates (14.2%) were more likely than males (7.2%) to sit for more than ten subjects. On the other hand, male candidates (10.6%) were more likely than females (7.2%) to sit for five subjects or less.

Differences by sector are illustrated in the figure that follows. Candidates from state schools are much less likely to apply for at least nine SEC subjects when compared to independent and church school candidates (61.4% compared to 71.2% and 77.2% respectively). The percentage of candidates registering for nine or more subjects is higher than 2021 for state school while lower for church schools (where the figures stood at 59.1% and 81.4%). Private candidates (both Malta and Gozo) and those from post-secondary institutions most often sit for one subject (58.8% of candidates).

Statistical Report (2022): Secondary Education Certificate Examinations

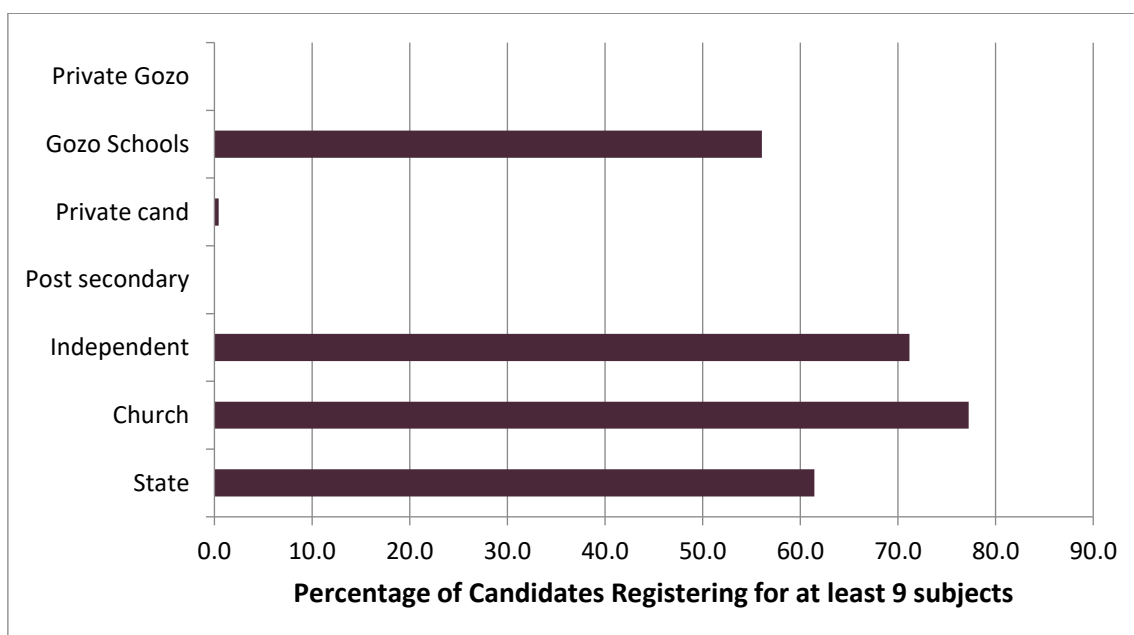


Figure 2.iii: Percentage of candidates sitting for 9 subjects or more, by sector

Table 2.9 and Table 2.10 provide information on the registration numbers of the 2006 cohort for specific subjects. Table 2.9 focuses on the science options whereas Table 2.10 focuses on the languages.

Table 2.9: 2006 Cohort Registrations for Science Subjects

Subject	Males	Females	Total
One Science Subject	1225	1108	2333
Biology only	51	225	276
Chemistry only	1	3	4
Physics only	1173	880	2053
Two Science Subjects	177	283	460
Biology and Chemistry	18	64	82
Biology and Physics	111	200	311
Chemistry and Physics	48	19	67
Three Science Subjects	209	265	474
Biology, Chemistry, and Physics	209	265	474

Table 2.9 shows that the largest category of candidates registers for one science subject. Although more males opted for Physics as their single science subject, most of the candidates who registered for Biology only were females. Chemistry is rarely taken as one's only science subject. The largest category of candidates opting for two science subjects registered for Biology and Physics, suggesting, again, that most candidates shy away from Chemistry. Candidates who studied more than one science subject were mainly females. This year, 13.4% of candidates born in 2006 registered for the three sciences

Statistical Report (2022): Secondary Education Certificate Examinations

(11.2% of boys and 15.7% of girls). However, this is included for continuation purposes only as, as stated earlier, the use of live births as an estimate of the population has become untenable. When calculated against the total 16-year-olds residing in Malta in 2021, 11.4% of candidates (9.5% of boys and 13.4% of girls) registered for three science subjects.

There are several differences between sectors in this regard. For instance, candidates from state secondary schools are three times as likely as church and independent school candidates to apply for no science subject (14.2% compared to 5.9% and 1.7% respectively). Additionally, candidates from state schools are less likely to apply for the three science subjects. These differences are illustrated in the figure below.

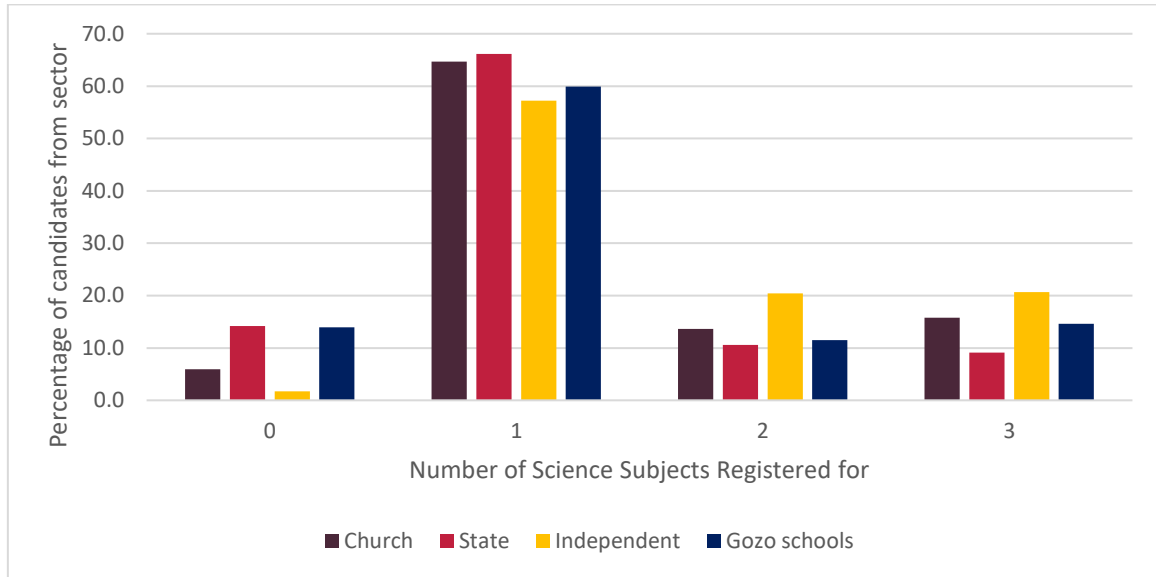


Figure 2.iv: Percentage of candidates sitting for 0, 1, 2, and 3 science subjects, by school sector

Statistical Report (2022): Secondary Education Certificate Examinations

Table 2.10: 2006 Cohort Registrations for Language Subjects

Subject	Males	Females	Total
One Language Subject	1346	1271	2617
Arabic	5	7	12
French	268	330	598
German	208	210	418
Italian	667	550	1217
Russian	7	2	9
Spanish	191	172	363
Two Language Subjects	71	264	335
Russian and Spanish	1	1	2
Italian and Spanish	18	24	42
Italian and Russian	0	4	4
German and Spanish	0	5	5
German and Russian	3	1	4
German and Italian	10	35	45
French and Spanish	3	7	10
French and Italian	21	156	177
French and German	6	16	22
Arabic and Italian	0	3	3
Arabic and German	2	0	2
Arabic and Russian	0	0	0
Arabic and Spanish	2	0	2
Russian and French	1	5	6
Arabic and French	4	7	11
Three Language Subjects	4	8	12
French, German and Russian	0	0	0
French, Italian and Spanish	2	3	5
French, German and Italian	1	2	3
Arabic, Italian and Spanish	0	0	0
German, Italian and Spanish	1	2	3

Table 2.10 shows that, regarding foreign languages, 73.8% of the children born in 2006 (for comparison with previous reports), or 62.8% of 16-year-olds residing in Malta in 2022, registered for one foreign language (Maltese and English are both official languages of the Maltese islands). Italian remained the most popular option, followed by French, among these candidates. Among the candidates who registered for two foreign languages, Italian and French was by far the most popular combination. In comparison, there were only twelve who opted for three foreign languages. Five of these candidates selected French, Italian, and Spanish as their foreign language subject combination. There were no candidates who applied for four or more foreign language subjects.

School differences are notable. While 40.1% of candidates from independent schools registering for one foreign language chose French, only 26.8% of church schools and 17.3% of state schools respectively did so. While 20.1% of state school candidates chose Spanish, only 5.7% and 9.0% of those coming from church and independent respectively chose that language subject alone. For Italian,

Statistical Report (2022): Secondary Education Certificate Examinations

registrations across sectors were most comparable (48.0%, 46.5%, 41.9% for church, state and independent respectively). These differences are summarised in the figure that follows (Russian and Arabic have been omitted from this figure as they are smaller subjects with just a few candidates).

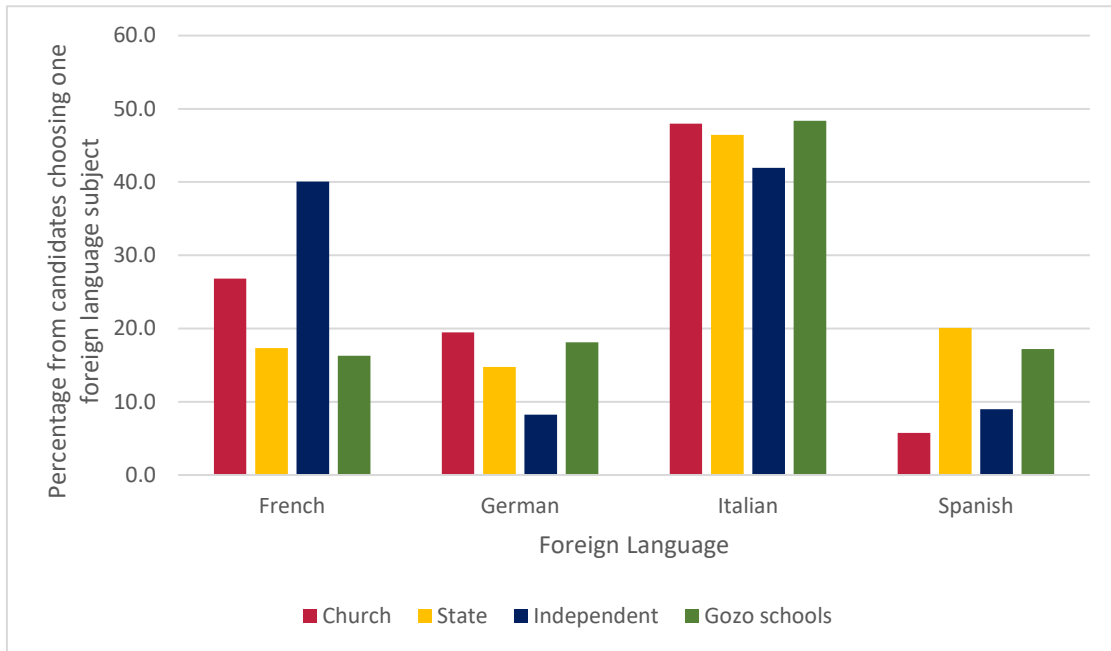


Figure 2.v: Percentage of candidates sitting for the four commonest foreign language subjects, by school sector

Additionally, one can note that church school candidates are less likely to register for no foreign language subject and much more likely to register for two foreign language subjects. This is illustrated in the figure that follows.

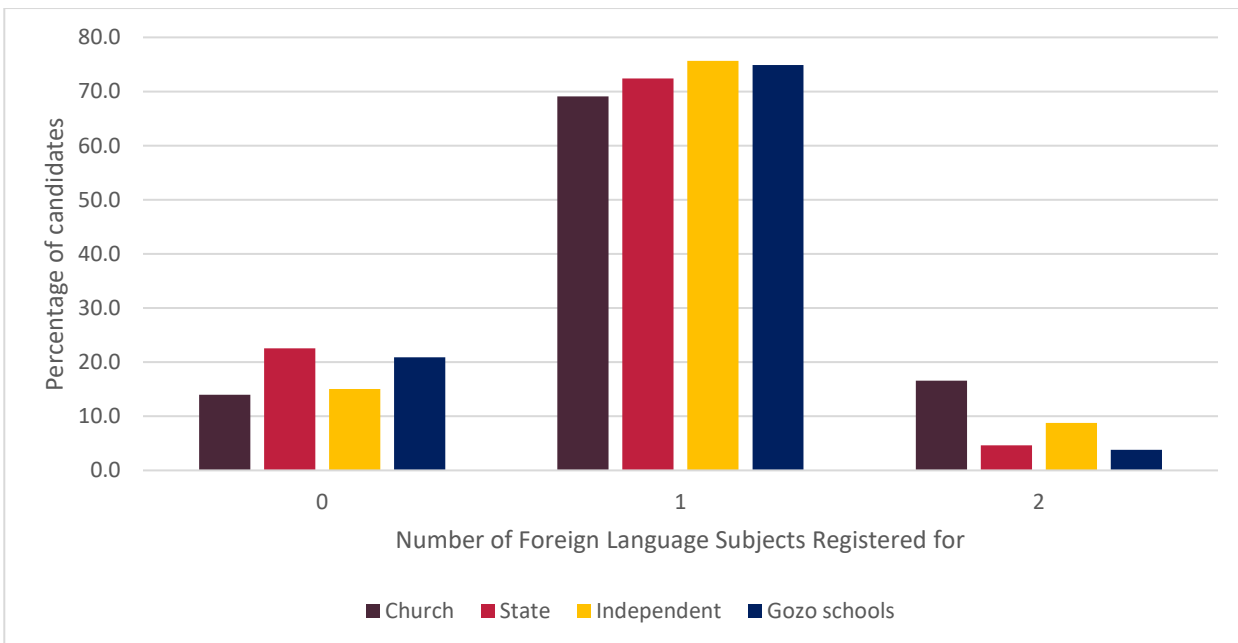


Figure 2.vi: Percentage of candidates sitting for 0, 1, and 2 foreign language subjects, by sector

Statistical Report (2022): Secondary Education Certificate Examinations

Table 2.11 shows the number of candidates who made requests for examination access arrangements. The data is stratified according to presented conditions.

Table 2.11: Number of Requests for Examination Access Arrangements by Presenting Condition

Condition	Number of Candidates
ADD/ADHD	129
Autism Spectrum Disorder ¹	65
DCD/ Dyspraxia	20
Hearing Impairment	14
Last minute Injuries	3
Medical Condition ²	27
Mental Health ³	13
Mobility Problems ⁴	5
SpLD/ADHD	173
SpLD/Dyslexia	274
Stammer	1
Visual Impairment	8
Total	732
<p>1. Including Asperger's Syndrome;</p> <p>2. Including Diabetes, IBS, ME, Fibromyalgia, Systemic/Discoid Lupus Erythematosus and others;</p> <p>3. Including Anxiety, OCD, Bipolar Disorder, Depression and others;</p> <p>4. Including Cerebral Palsy.</p>	

Applications by candidates with special needs are processed by the ACCESS-Disability Support Committee of the Università ta' Malta that assesses appropriate arrangements so that these candidates are enabled to access the examinations at an equitable level to their peers. In 2022, examination access arrangements (EAA) included extra time, rest periods, modified papers, large print, provision of amanuenses, communicators and readers, as well as special instructions to examiners of oral components, invigilators and markers. This year, 732 candidates (14.2% of the total registrations) applied for EAA. This is the highest percentage of candidates requesting EAA ever recorded. Data for this year is stratified by sex, suggesting a sex difference in applications for EAAs. While 18.7% of male candidates applied for EAA, only 10.2% of female candidates did so.

Table 2.12 indicates the subjects that candidates who made requests for EAA registered for and whether these candidates opted for Paper IIA or IIB in these subjects. Registrations for SEC vocational subjects are not stratified by paper choice since the assessments of these subjects are not tiered. Table 2.12 shows that, as in the case of the overall registrations (see Table 2.2), the largest numbers of registrations were for English Language, Mathematics, Maltese, Religious Knowledge, and Physics. This is similar to previous years. Subjects with relatively large percentage applications of candidates with EAA are Hospitality (30%), Health and Social Care (27.1%), Home Economics (26.5%), Design and Technology (23.4%), Engineering Technology (21.5%), Information Technology (21.3%), Art (19.1%), Fashion and Design (18.6%), and Physical Education (18.5%). Of the vocational subject candidates,

Statistical Report (2022): Secondary Education Certificate Examinations

22.2% applied for EAA. In the majority of the subjects, there were higher registrations for Paper IIB than for Paper IIA amongst EAA candidates (3,148 and 1,648 registrations respectively).

Table 2.12: Registrations for Requests for Access Arrangements

Subject	Paper IIA	Paper IIB	Total
Accounting	24	28	52
Agribusiness			4
Arabic	0	4	4
Art	50	39	89
Biology	62	94	156
Business Studies	7	12	19
Chemistry	28	18	46
Classical Culture	0	0	0
Commerce	0	0	0
Computing	54	26	80
Design and Technology	22	46	68
Economics	8	9	17
Engineering Technology			37
English Language	259	409	668
English Literature	149	157	306
Environmental Studies	94	172	266
Ethics	30	13	43
European Studies	3	2	5
Fashion and Design			8
French	21	44	65
Geography	10	27	37
German	26	29	55
Graphical Communication	35	22	57
Greek	0	0	0
Hairdressing and Beauty			16
Health and Social Care			64
History	21	18	39
Home Economics	58	61	119
Hospitality			82
Information Technology			64
Italian	43	188	231
Latin	0	0	0
Maltese	167	441	608
Mathematics	116	532	648
Media Literacy			32
Music	5	1	6
Physical Education	43	47	90
Physics	129	314	443
Religious Knowledge	138	318	456
Retail			9

Statistical Report (2022): Secondary Education Certificate Examinations

As explained in Section 1.8, candidates who were not satisfied with the grade awarded to them in any subject (except for vocational subjects) could register for the service of a Revision of Papers. Table 2.13 below shows the numbers of these requests in relation to the numbers of registrations for the different subjects. As subjects with no registrations for Revision of Papers are not shown, the total shown in the last row does not necessarily correspond to a summation of registrations shown in the table. SEC vocational subjects candidates had the right to appeal and have their assignments' marking revised yearly. In addition, MATSEC may assign revisers to re-mark a number of scripts as quality assurance measures. If errors are found in such cases, the Grade of affected candidates may be upgraded even if these did not register for the service.

Table 2.13: Registration for Revision of Papers

Subject	Registrations	RoP Requests	% Requests
Accounting	764	13	1.7
Arabic	55	0	0.0
Art	466	17	3.6
Biology	1272	53	4.2
Business Studies	186	1	0.5
Chemistry	681	29	4.3
Classical Culture	6	0	0.0
Commerce	7	0	0.0
Computing	639	4	0.6
Design and Technology	290	2	0.7
Economics	202	14	6.9
English Language	4227	75	1.8
English Literature	2654	61	2.3
Environmental Studies	2102	4	0.2
Ethics	427	8	1.9
European Studies	86	0	0.0
French	888	4	0.5
Geography	206	0	0.0
German	540	2	0.4
Graphical Communication	410	7	1.7
History	225	13	5.8
Home Economics	449	2	0.4
Italian	1630	4	0.2
Latin	1	0	0.0
Maltese	3813	65	1.7
Mathematics	4336	96	2.2
Music	37	0	0.0
Physical Education	486	4	0.8
Physics	3156	51	1.6
Religious Knowledge	2932	17	0.6
Russian	33	0	0.0
Social Studies	530	1	0.2
Spanish	519	4	0.8

Statistical Report (2022): Secondary Education Certificate Examinations

In 2022, the numbers of requests for a Revision of Papers amounted to 551, which equates to 1.2% of the grand total of registrations. The number of registrations varied considerably amongst subjects, but most requests for Revision of Papers were made in the subjects with the largest number of registrations: Mathematics (96), English Language (75), Maltese (65), and English Literature (61). Data relating to the outcome of these requests may be seen in the following section.

3. MAIN SESSION RESULTS

Table 3.1 provides information on the results obtained in the Main Session across the various subjects. The percentages of the different categories are worked out of the total registrations for the particular subjects. In this table, absentees include those candidates who neither sat for any part of the examination (written, aural, oral, or practical) nor presented their coursework for assessment, where this was required. Candidates who presented their coursework but were absent for the controlled assessment, were awarded Grade U based on their coursework only. The same applies for those candidates who were present for their oral examination but were then absent for the written examination. It should be noted that Grade 8, indicating a very basic level of achievement, has been added to the list of grades in 2023 but only for SEC vocational candidates.

Table 3.1 shows the variability in the distribution of grades obtained in the different subjects. Overall, with the exception of very small entry subjects (e.g. Classical Culture, Latin and Commerce), the range of grades awarded in the different subjects covered the range of available grades. Figure 3.i, extrapolated from the data in Table 3.1, shows the percentage occurrence of the grades awarded across all subjects³. The figure suggests that, as in previous sessions, females were more likely than males to obtain Grades 1, 2, 3 and 4. Males were more likely to obtain Grades 5, 6, 7 and U. Overall, the occurrence of the first four grades (1 to 4) is higher than that of the last four grades except U. The percentage of absent candidates is considerable in most subjects. Vocational subjects are a notable exception, because for candidates to be marked absent for vocational subjects they need to not hand in all of their six assignments and not sit for all three controlled written assessments which are held in the schools which the candidates attend.

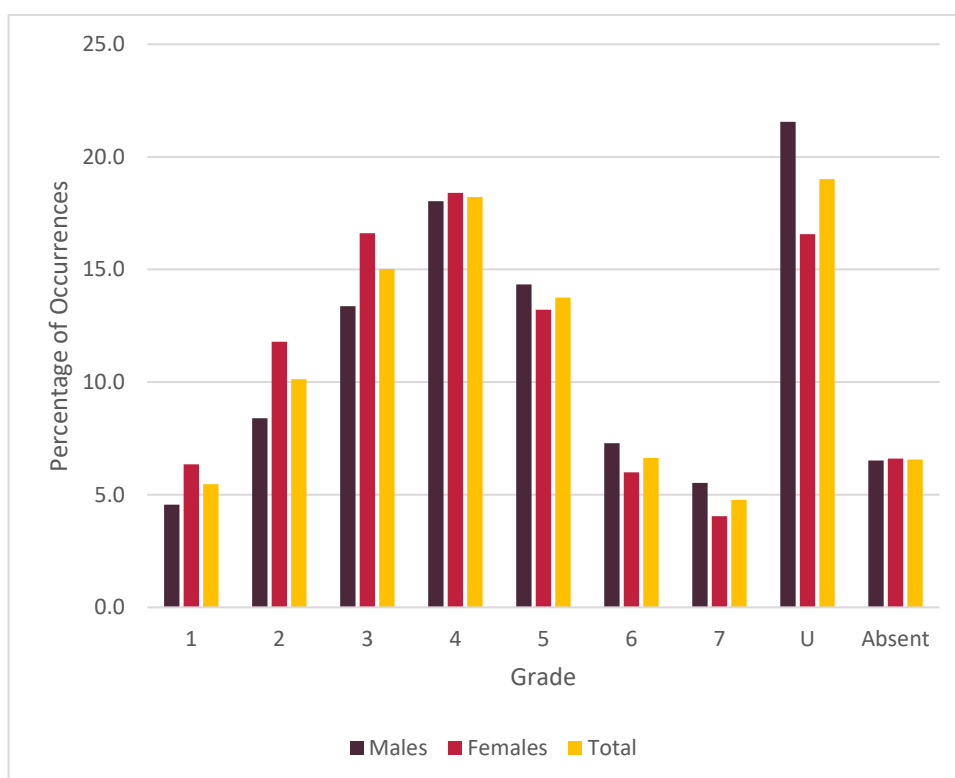


Figure 3.i: Percentage Occurrence of Grades by Sex

³ Grade 8 is not shown in the figure because it was only awarded in SEC vocational subjects.

Statistical Report (2022): Secondary Education Certificate Examinations

Table 3.1: Distribution of Grades in SEC Subjects

Subject	Grade										Registered
	1	2	3	4	5	6	7	8	U	Abs	
Accounting	51	83	132	142	58	26	17		161	94	764
%	6.7	10.9	17.3	18.6	7.6	3.4	2.2		21.1	12.3	
Males	27	31	61	63	18	8	10		79	35	332
Females	24	52	71	79	40	18	7		82	59	432
Agribusiness	1	2	2	1	1	6	0	8	3	0	24
%	4.2	8.3	8.3	4.2	4.2	25.0	0.0	33.3	12.5	0.0	
Males	1	1	2	0	1	2	0	2	3	0	10
Females	0	1	0	1	0	4	0	6	0	0	6
Arabic	6	8	7	9	6	5	0		7	7	55
%	10.9	14.5	12.7	16.4	10.9	9.1	0.0		12.7	12.7	
Males	2	1	4	4	4	4	0		4	2	25
Females	4	7	3	5	2	1	0		3	5	30
Art	11	30	77	98	81	19	14		115	21	466
%	2.4	6.4	16.5	21.0	17.4	4.1	3.0		24.7	4.5	
Males	2	7	19	23	27	11	9		54	11	163
Females	9	23	58	75	54	8	5		61	10	303
Biology	80	107	194	229	158	54	55		346	49	1272
%	6.3	8.4	15.3	18.0	12.4	4.2	4.3		27.2	3.9	
Males	28	40	69	78	59	15	11		118	17	435
Females	52	67	125	151	99	39	44		228	32	837
Business Studies	6	13	18	29	21	10	15		51	23	186
%	3.2	7.0	9.7	15.6	11.3	5.4	8.1		27.4	12.4	
Males	1	7	13	19	12	6	9		33	12	112
Females	5	6	5	10	9	4	6		18	11	74
Chemistry	65	100	99	110	76	26	23		157	25	681
%	9.5	14.7	14.5	16.2	11.2	3.8	3.4		23.1	3.7	
Males	30	44	41	58	32	14	11		65	8	303
Females	35	56	58	52	44	12	12		92	17	378
Classical Culture	0	0	0	1	0	0	0		2	3	6
%	0.0	0.0	0.0	16.7	0.0	0.0	0.0		33.3	50.0	
Males	0	0	0	1	0	0	0		1	3	5
Females	0	0	0	0	0	0	0		1	0	1
Commerce	0	0	0	1	2	0	0		2	2	7
%	0.0	0.0	0.0	14.3	28.6	0.0	0.0		28.6	28.6	
Males	0	0	0	1	1	0	0		0	1	3
Females	0	0	0	0	1	0	0		2	1	4

Statistical Report (2022): Secondary Education Certificate Examinations

Subject	Grade										Registered
	1	2	3	4	5	6	7	8	U	Abs	
Computing	46	101	137	158	48	24	14		72	39	639
%	7.2	15.8	21.4	24.7	7.5	3.8	2.2		11.3	6.1	
Males	36	74	86	109	35	14	13		51	29	447
Females	10	27	51	49	13	10	1		21	10	192
Design and Technology	12	20	31	50	52	20	14		71	20	290
%	4.1	6.9	10.7	17.2	17.9	6.9	4.8		24.5	6.9	
Males	10	10	17	35	43	14	13		57	18	217
Females	2	10	14	15	9	6	1		14	2	73
Economics	8	15	30	35	32	10	6		48	18	202
%	4.0	7.4	14.9	17.3	15.8	5.0	3.0		23.8	8.9	
Males	2	3	14	12	8	5	3		20	9	76
Females	6	12	16	23	24	5	3		28	9	126
Engineering Technology	25	27	45	6	5	20	1	8	25	0	154
%	14.5	15.7	26.2	3.5	2.9	11.6	0.6	10.5	14.5	0.0	
Males	25	26	41	6	5	19	1	16	24	0	147
Females	0	1	4	0	0	1	0	2	1	0	7
English Language	184	533	761	785	845	248	168		478	225	4227
%	4.4	12.6	18.0	18.6	20.0	5.9	4.0		11.3	5.3	
Males	65	198	360	411	459	132	100		268	87	2080
Females	119	335	401	374	386	116	68		210	138	2147
English Literature	138	243	453	484	403	163	85		523	162	2654
%	5.2	9.2	17.1	18.2	15.2	6.1	3.2		19.7	6.1	
Males	41	68	166	220	198	87	56		328	85	1249
Females	97	175	287	264	205	76	29		195	77	1405
Environmental Studies	80	145	249	464	348	135	122		423	136	2102
%	3.8	6.9	11.8	22.1	16.6	6.4	5.8		20.1	6.5	
Males	32	67	98	230	172	79	66		239	63	1046
Females	48	78	151	234	176	56	56		184	73	1056
Ethics	24	64	65	53	38	15	12		120	36	427
%	5.6	15.0	15.2	12.4	8.9	3.5	2.8		28.1	8.4	
Males	3	16	34	31	19	9	7		66	16	201
Females	21	48	31	22	19	6	5		54	20	226
European Studies	7	11	12	21	12	0	1		11	11	86
%	8.1	12.8	14.0	24.4	14.0	0.0	1.2		12.8	12.8	
Males	1	3	2	5	1	0	0		2	6	20
Females	6	8	10	16	11	0	1		9	5	66

Statistical Report (2022): Secondary Education Certificate Examinations

Subject	Grade										Registered
	1	2	3	4	5	6	7	8	U	Abs	
Fashion & Textiles	6	6	4	3	2	4	0	7	11	0	43
%	14.0	14.0	9.3	7.0	4.7	9.3	0.0	16.3	25.6	0.0	
Males	0	0	0	0	0	0	0	0	1	0	1
Females	6	6	4	3	2	4	0	7	10	0	42
French	91	112	165	172	104	54	35		108	47	888
%	10.2	12.6	18.6	19.4	11.7	6.1	3.9		12.2	5.3	
Males	31	32	50	53	38	27	19		53	21	324
Females	60	80	115	119	66	27	16		55	26	564
Geography	11	19	25	28	18	6	3		33	63	206
%	5.3	9.2	12.1	13.6	8.7	2.9	1.5		16.0	30.6	
Males	8	11	16	14	12	5	2		26	41	135
Females	3	8	9	14	6	1	1		7	22	71
German	47	74	115	86	82	26	21		69	20	540
%	8.7	13.7	21.3	15.9	15.2	4.8	3.9		12.8	3.7	
Males	11	33	40	39	43	14	11		42	12	245
Females	36	41	75	47	39	12	10		27	8	295
Graphical Communication	16	55	62	83	73	13	14		78	16	410
%	3.9	13.4	15.1	20.2	17.8	3.2	3.4		19.0	3.9	
Males	11	35	44	55	50	11	12		59	12	289
Females	5	20	18	28	23	2	2		19	4	121
Hairdressing & Beauty	10	15	21	7	3	17	0	19	29	0	121
%	8.3	12.4	17.4	5.8	2.5	14.0	0.0	15.7	24.0	0.0	
Males	0	0	0	0	0	0	0	0	3	0	3
Females	10	15	21	7	3	17	0	19	26	0	118
Health and Social Care	43	29	36	44	8	30	1	20	25	0	236
%	18.2	12.3	15.3	18.6	3.4	12.7	0.4	8.5	10.6	0.0	
Males	3	1	7	4	2	4	0	5	4	0	30
Females	40	28	29	40	6	26	1	15	21	0	206
History	3	11	22	32	32	10	2		68	45	225
%	1.3	4.9	9.8	14.2	14.2	4.4	0.9		30.2	20.0	
Males	0	8	11	21	23	7	1		52	31	154
Females	3	3	11	11	9	3	1		16	14	71

Statistical Report (2022): Secondary Education Certificate Examinations

Subject	Grade										Registered
	1	2	3	4	5	6	7	8	U	Abs	
Home Economics	25	54	80	86	28	56	22		59	39	449
%	5.6	12.0	17.8	19.2	6.2	12.5	4.9		13.1	8.7	
<i>Males</i>	1	9	20	32	16	27	13		28	18	164
<i>Females</i>	24	45	60	54	12	29	9		31	21	285
Hospitality	35	52	51	34	16	27	1	24	33	0	273
%	12.8	19.0	18.7	12.5	5.9	9.9	0.4	8.8	12.1	0.0	
<i>Males</i>	5	15	22	16	12	16	0	12	16	0	114
<i>Females</i>	30	37	29	18	4	11	1	12	17	0	159
Information Tech.	35	62	58	36	26	32	2	29	21	0	301
%	11.6	20.6	19.3	12.0	8.6	10.6	0.7	9.6	7.0	0.0	
<i>Males</i>	18	47	51	31	25	30	1	28	19	0	250
<i>Females</i>	17	15	7	5	1	2	1	1	2	0	51
Italian	89	135	212	311	199	155	132		267	130	1630
%	5.5	8.3	13.0	19.1	12.2	9.5	8.1		16.4	8.0	
<i>Males</i>	27	50	80	135	93	82	78		155	67	767
<i>Females</i>	62	85	132	176	106	73	54		112	63	863
Latin	0	0	0	0	0	0	0		0	1	1
%	0.0	0.0	0.0	0.0	0.0	0.0	0.0		0.0	100.0	
<i>Males</i>	0	0	0	0	0	0	0		0	0	0
<i>Females</i>	0	0	0	0	0	0	0		0	1	1
Maltese	141	470	515	780	550	236	195		676	250	3813
%	3.7	12.3	13.5	20.5	14.4	6.2	5.1		17.7	6.6	
<i>Males</i>	35	159	205	394	288	134	131		453	123	1922
<i>Females</i>	106	311	310	386	262	102	64		223	127	1891
Mathematics	279	328	485	640	580	385	344		878	417	4336
%	6.4	7.6	11.2	14.8	13.4	8.9	7.9		20.2	9.6	
<i>Males</i>	160	168	227	314	270	180	168		426	174	2087
<i>Females</i>	119	160	258	326	310	205	176		452	243	2249
Media Literacy Ed.	26	26	51	20	7	15	3	15	36	0	199
%	13.1	13.1	25.6	10.1	3.5	7.5	1.5	7.5	18.1	0.0	
<i>Males</i>	9	14	22	8	4	11	3	7	19	0	97
<i>Females</i>	17	12	29	12	3	4	0	8	17	0	102
Music	6	2	10	5	1	0	0		3	10	37
%	16.2	5.4	27.0	13.5	2.7	0.0	0.0		8.1	27.0	
<i>Males</i>	2	0	7	3	0	0	0		3	4	19
<i>Females</i>	4	2	3	2	1	0	0		0	6	18
Physical Education	40	46	77	103	74	42	20		65	19	486
%	8.2	9.5	15.8	21.2	15.2	8.6	4.1		13.4	3.9	
<i>Males</i>	21	25	49	67	51	29	14		36	15	307
<i>Females</i>	19	21	28	36	23	13	6		29	4	179

Statistical Report (2022): Secondary Education Certificate Examinations

Subject	Grade										Registered
	1	2	3	4	5	6	7	8	U	Abs	
Physics	166	262	358	620	373	245	161		834	137	3156
%	5.3	8.3	11.3	19.6	11.8	7.8	5.1		26.4	4.3	
Males	93	123	177	333	191	141	93		458	74	1683
Females	73	139	181	287	182	104	68		376	63	1473
Religious Knowledge	78	240	531	529	391	157	144		660	202	2932
%	2.7	8.2	18.1	18.0	13.3	5.4	4.9		22.5	6.9	
Males	31	96	209	229	213	94	79		385	110	1446
Females	47	144	322	300	178	63	65		275	92	1486
Retail	5	6	3	3	2	18	1	8	15	0	61
%	8.2	9.8	4.9	4.9	3.3	29.5	1.6	13.1	24.6	0.0	
Males	1	4	2	1	0	11	1	3	7	0	30
Females	4	2	1	2	2	7	0	5	8	0	31
Russian	7	5	3	2	6	3	0		5	2	33
%	21.2	15.2	9.1	6.1	18.2	9.1	0.0		15.2	6.1	
Males	2	4	1	1	3	3	0		1	1	16
Females	5	1	2	1	3	0	0		4	1	17
Social Studies	18	34	67	116	78	32	15		70	100	530
%	3.4	6.4	12.6	21.9	14.7	6.0	2.8		13.2	18.9	
Males	4	9	19	34	32	9	9		29	46	191
Females	14	25	48	82	46	23	6		41	54	339
Spanish	39	42	71	102	82	31	18		101	33	519
%	7.5	8.1	13.7	19.7	15.8	6.0	3.5		19.5	6.4	
Males	8	17	24	46	44	23	11		56	19	248
Females	31	25	47	56	38	8	7		45	14	271

Table 3.2 presents the results obtained by the 2006 cohort in the different subjects in the 2022 Main Session. This table presents overall results as well as the results for males and females as separate subgroups who turned sixteen in 2022. With regard to the results by sex, one observation is that in most subjects there was a higher percentage of females who obtained Grade 1. This difference is present in all large entry subjects (English Literature, English Language, Maltese, Italian, Biology, Religious Knowledge) except for Mathematics and Physics.

Statistical Report (2022): Secondary Education Certificate Examinations

Table 3.2: Distribution of Grades in SEC Subjects (2006 cohort)

Subject	Grade										Registered
	1	2	3	4	5	6	7	8	U	Abs	
Accounting	46	74	121	134	50	22	17		145	48	657
%	7.0	11.3	18.4	20.4	7.6	3.3	2.6		22.1	7.3	
Males	24	30	58	59	14	6	10		73	19	293
Females	22	44	63	75	36	16	7		72	29	364
Agribusiness	1	2	2	1	1	6	0	8	3	0	24
%	4.2	8.3	8.3	4.2	4.2	25.0	0.0	33.3	12.5	0.0	
Males	1	1	2	0	1	2	0	2	3	0	12
Females	0	1	0	1	0	4	0	6	0	0	12
Arabic	5	5	6	6	4	2	0		3	0	31
%	16.1	16.1	19.4	19.4	12.9	6.5	0.0		9.7	0.0	
Males	1	1	3	2	3	1	0		2	0	13
Females	4	4	3	4	1	1	0		1	0	18
Art	10	28	75	88	74	17	10		99	13	414
%	2.4	6.8	18.1	21.3	17.9	4.1	2.4		23.9	3.1	
Males	2	6	18	19	26	9	7		45	6	138
Females	8	22	57	69	48	8	3		54	7	276
Biology	76	105	189	218	141	48	48		295	23	1143
%	6.6	9.2	16.5	19.1	12.3	4.2	4.2		25.8	2.0	
Males	26	39	68	73	51	14	12		95	12	390
Females	50	66	121	145	90	34	36		200	11	753
Business Studies	6	13	18	25	18	9	14		43	12	158
%	3.8	8.2	11.4	15.8	11.4	5.7	8.9		27.2	7.6	
Males	1	7	13	16	9	6	8		28	7	95
Females	5	6	5	9	9	3	6		15	5	63
Chemistry	62	96	99	102	74	23	22		135	14	627
%	9.9	15.3	15.8	16.3	11.8	3.7	3.5		21.5	2.2	
Males	29	41	41	55	30	13	11		53	3	276
Females	33	55	58	47	44	10	11		82	11	351
Classical Culture	0	0	0	1	0	0	0		1	2	4
%	0.0	0.0	0.0	25.0	0.0	0.0	0.0		25.0	50.0	
Males	0	0	0	1	0	0	0		1	2	4
Females	0	0	0	0	0	0	0		0	0	0
Commerce	0	0	0	0	2	0	0		1	2	5
%	0.0	0.0	0.0	0.0	40.0	0.0	0.0		20.0	40.0	
Males	0	0	0	0	1	0	0		0	1	2
Females	0	0	0	0	1	0	0		1	1	3

Statistical Report (2022): Secondary Education Certificate Examinations

Subject	Grade										Registered
	1	2	3	4	5	6	7	8	U	Abs	
Computing	46	100	134	151	45	21	13		61	25	596
%	7.7	16.8	22.5	25.3	7.6	3.5	2.2		10.2	4.2	
Males	36	74	85	103	33	13	12		43	20	419
Females	10	26	49	48	12	8	1		18	5	177
Design & Technology	12	20	31	49	52	18	13		68	14	277
%	4.3	7.2	11.2	17.7	18.8	6.5	4.7		24.5	5.1	
Males	10	10	17	34	43	13	12		55	12	206
Females	2	10	14	15	9	5	1		13	2	71
Economics	8	15	29	34	31	10	6		43	13	189
%	4.2	7.9	15.3	18.0	16.4	5.3	3.2		22.8	6.9	
Males	2	3	14	11	8	5	3		18	5	69
Females	6	12	15	23	23	5	3		25	8	120
Engineering Tech.	25	26	43	6	5	19	1	16	24	0	165
%	15.2	15.8	26.1	3.6	3.0	11.5	0.6	9.7	14.5	0.0	
Males	25	25	39	6	5	18	1	14	23	0	156
Females	0	1	4	0	0	1	0	2	1	0	9
English Language	179	523	732	707	693	173	122		331	81	3541
%	5.1	14.8	20.7	20.0	19.6	4.9	3.4		9.3	2.3	
Males	63	194	351	376	387	94	80		207	38	1790
Females	116	329	381	331	306	79	42		124	43	1751
English Literature	134	240	439	472	392	156	81		477	129	2520
%	5.3	9.5	17.4	18.7	15.6	6.2	3.2		18.9	5.1	
Males	39	68	159	216	194	84	53		300	69	1182
Females	95	172	280	256	198	72	28		177	60	1338
Environmental Studies	79	143	242	449	332	123	112		400	107	1987
%	4.0	7.2	12.2	22.6	16.7	6.2	5.6		20.1	5.4	
Males	32	66	97	219	164	71	63		223	50	985
Females	47	77	145	230	168	52	49		177	57	1002
Ethics	23	59	60	49	34	13	8		88	21	355
%	6.5	16.6	16.9	13.8	9.6	3.7	2.3		24.8	5.9	
Males	3	14	31	29	16	7	4		52	8	164
Females	20	45	29	20	18	6	4		36	13	191
European Studies	6	10	11	21	12	0	1		8	9	78
%	7.7	12.8	14.1	26.9	15.4	0.0	1.3		10.3	11.5	
Males	1	2	1	5	1	0	0		1	6	17
Females	5	8	10	16	11	0	1		7	3	61

Statistical Report (2022): Secondary Education Certificate Examinations

Subject	Grade										Registered
	1	2	3	4	5	6	7	8	U	Abs	
Fashion and Design	6	6	4	3	2	4	0	4	11	0	40
%	15.0	15.0	10.0	7.5	5.0	10.0	0.0	10.0	27.5	0.0	
Males	0	0	0	0	0	0	0	0	1	0	1
Females	6	6	4	3	2	4	0	4	10	0	39
French	86	107	157	167	97	53	33		100	34	834
%	10.3	12.8	18.8	20.0	11.6	6.4	4.0		12.0	4.1	
Males	29	31	49	50	36	26	19		50	16	306
Females	57	76	108	117	61	27	14		50	18	528
Geography	10	17	23	27	16	6	3		27	51	180
%	5.6	9.4	12.8	15.0	8.9	3.3	1.7		15.0	28.3	
Males	7	10	14	13	10	5	2		21	34	116
Females	3	7	9	14	6	1	1		6	17	64
German	43	68	113	78	79	24	17		67	14	503
%	8.5	13.5	22.5	15.5	15.7	4.8	3.4		13.3	2.8	
Males	10	30	40	37	40	13	10		42	9	231
Females	33	38	73	41	39	11	7		25	5	272
Graphical Communication	16	55	61	82	67	12	13		73	14	393
%	4.1	14.0	15.5	20.9	17.0	3.1	3.3		18.6	3.6	
Males	11	35	43	54	45	10	11		55	11	275
Females	5	20	18	28	22	2	2		18	3	118
Hairdressing and Beauty	10	15	21	7	3	16	0	19	27	0	118
%	8.5	12.7	17.8	5.9	2.5	13.6	0.0	16.1	22.9	0.0	
Males	0	0	0	0	0	0	0	0	3	0	3
Females	10	15	21	7	3	16	0	19	24	0	115
Health & Social Care	42	29	35	42	8	30	1	20	22	0	229
%	18.3	12.7	15.3	18.3	3.5	13.1	0.4	8.7	9.6	0.0	
Males	3	1	6	4	2	4	0	5	2	0	27
Females	39	28	29	38	6	26	1	15	20	0	202
History	3	11	20	31	31	9	1		59	32	197
%	1.5	5.6	10.2	15.7	15.7	4.6	0.5		29.9	16.2	
Males	0	8	10	20	22	6	0		46	22	134
Females	3	3	10	11	9	3	1		13	10	63

Statistical Report (2022): Secondary Education Certificate Examinations

Subject	Grade										Registered
	1	2	3	4	5	6	7	8	U	Abs	
Home Economics	25	51	79	80	28	51	16		50	16	396
%	6.3	12.9	19.9	20.2	7.1	12.9	4.0		12.6	4.0	
Males	1	9	20	30	16	27	9		25	10	147
Females	24	42	59	50	12	24	7		25	6	249
Hospitality	32	50	49	33	16	24	0	21	30	0	255
%	12.5	19.6	19.2	12.9	6.3	9.4	0.0	8.2	11.8	0.0	
Males	5	14	21	16	12	14	0	11	14	0	107
Females	27	36	28	17	4	10	0	10	16	0	148
Information Tech.	35	61	55	33	24	30	2	28	19	0	287
%	12.2	21.3	19.2	11.5	8.4	10.5	0.7	9.8	6.6	0.0	
Males	18	47	48	28	24	28	1	27	17	0	238
Females	17	14	7	5	0	2	1	1	2	0	49
Italian	77	127	205	288	192	149	128		242	92	1500
%	5.1	8.5	13.7	19.2	12.8	9.9	8.5		16.1	6.1	
Males	25	49	79	129	91	81	75		137	55	721
Females	52	78	126	159	101	68	53		105	37	779
Maltese	139	465	502	705	497	205	164		551	97	3325
%	4.2	14.0	15.1	21.2	14.9	6.2	4.9		16.6	2.9	
Males	34	157	200	362	258	121	109		381	56	1678
Females	105	308	302	343	239	84	55		170	41	1647
Mathematics	275	319	473	591	495	279	249		677	151	3509
%	7.8	9.1	13.5	16.8	14.1	8.0	7.1		19.3	4.3	
Males	158	163	222	293	230	143	134		339	89	1771
Females	117	156	251	298	265	136	115		338	62	1738
Media Literacy Ed.	24	26	50	20	7	14	3	15	35	0	194
%	12.4	13.4	25.8	10.3	3.6	7.2	1.5	7.7	18.0	0.0	
Males	8	14	22	8	4	11	3	7	19	0	96
Females	16	12	28	12	3	3	0	8	16	0	98
Music	6	2	10	4	1	0	0		3	8	34
%	17.6	5.9	29.4	11.8	2.9	0.0	0.0		8.8	23.5	
Males	2	0	7	2	0	0	0		3	4	18
Females	4	2	3	2	1	0	0		0	4	16
Physical Education	38	43	74	95	71	35	15		56	13	440
%	8.6	9.8	16.8	21.6	16.1	8.0	3.4		12.7	3.0	
Males	20	25	48	60	49	26	10		31	11	280
Females	18	18	26	35	22	9	5		25	2	160

Statistical Report (2022): Secondary Education Certificate Examinations

Subject	Grade										Registered
	1	2	3	4	5	6	7	8	U	Abs	
Physics	163	256	348	604	353	229	141		725	86	2905
%	5.6	8.8	12.0	20.8	12.2	7.9	4.9		25.0	3.0	
Males	92	121	173	324	177	133	80		396	46	1542
Females	71	135	175	280	176	96	61		329	40	1363
Religious Know.	77	239	518	521	375	141	134		624	149	2778
%	2.8	8.6	18.6	18.8	13.5	5.1	4.8		22.5	5.4	
Males	30	96	200	226	209	87	73		364	90	1375
Females	47	143	318	295	166	54	61		260	59	1403
Retail	4	6	2	3	2	18	1	8	15	0	59
%	6.8	10.2	3.4	5.1	3.4	30.5	1.7	13.6	25.4	0.0	
Males	1	4	1	1	0	11	1	3	7	0	29
Females	3	2	1	2	2	7	0	5	8	0	30
Russian	3	5	3	1	5	3	0		4	1	25
%	12.0	20.0	12.0	4.0	20.0	12.0	0.0		16.0	4.0	
Males	0	4	1	0	2	3	0		1	1	12
Females	3	1	2	1	3	0	0		3	0	13
Social Studies	18	34	66	113	66	25	12		63	66	463
%	3.9	7.3	14.3	24.4	14.3	5.4	2.6		13.6	14.3	
Males	4	9	18	34	27	5	7		25	34	163
Females	14	25	48	79	39	20	5		38	32	300
Spanish	21	36	61	91	74	28	17		86	19	433
%	4.8	8.3	14.1	21.0	17.1	6.5	3.9		19.9	4.4	
Males	3	17	20	42	40	22	11		50	13	218
Females	18	19	41	49	34	6	6		36	6	215

Figure 3.ii shows the percentage of grade occurrences across all subjects for the 2006 cohort. The distribution is similar to that shown in the previous figure, with female candidates being more likely than males to obtain Grades 1, 2, 3, and 4 while male candidates are more likely to obtain Grades 5, 6, 7, and U. Comparison of Figure 3.i and Figure 3.ii suggests that the 2006 cohort performed better than other cohorts and candidates from this cohort were more likely than the average candidate to obtain Grades 1-5.

Statistical Report (2022): Secondary Education Certificate Examinations

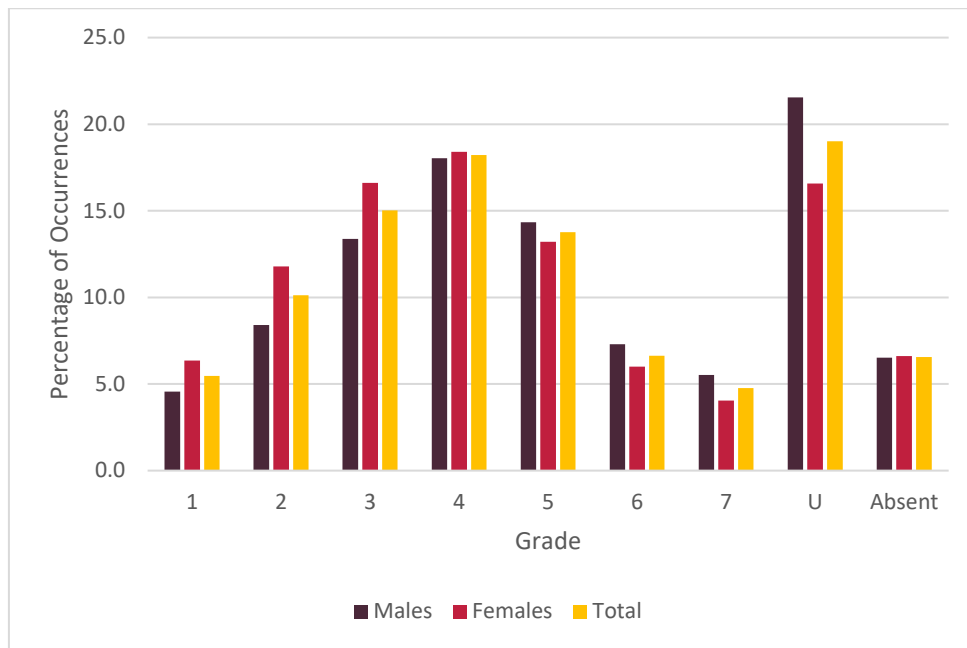


Figure 3.ii: Percentage Occurrence of Grades by Sex (2006 cohort)

In Table 3.3, the results are separated by educational sector. This table makes it possible to observe how candidates from different school sectors performed in different SEC subject examinations. Differences between school sectors appear to be rife.

Statistical Report (2022): Secondary Education Certificate Examinations

Table 3.3: Results by Subject, Sex and Type of School for Paper IIA and IIB

	Paper IIA								Paper IIB							
	1	2	3	4	5	U	Abs	Register	4	5	6	7	U	Abs	Register	Total
Accounting	51	83	132	97	38	91	42	534	45	20	26	17	70	52	230	764
State Schools - Males	4	3	7	10	3	15	1	43	1	0	0	3	6	5	15	58
State Schools - Females	5	13	12	15	10	20	5	80	4	2	4	1	8	6	25	105
Church Schools – Males	15	19	28	25	8	23	1	119	6	1	3	5	19	5	39	158
Church Schools – Females	10	18	34	28	11	21	5	127	10	10	10	3	20	7	60	187
Independent Schools – Males	5	6	18	7	1	4	3	44	8	3	1	2	4	4	22	66
Independent Schools – Females	6	7	10	4	2	0	0	29	4	0	2	2	1	1	10	39
Post-Secondary Schools – Males	0	1	1	0	0	0	0	2	0	0	0	0	0	0	0	2
Post-Secondary Schools – Females	0	0	0	0	0	0	0	0	0	0	0	0	0	0	0	0
Malta Private Candidates – Males	1	0	1	0	1	2	8	13	2	0	1	0	3	3	9	22
Malta Private Candidates – Females	2	7	6	2	1	5	12	35	1	2	1	0	3	16	23	58
Gozo Schools – Males	1	2	6	2	0	1	0	12	2	1	3	0	2	2	10	22
Gozo Schools – Females	1	7	9	4	1	0	2	24	7	1	0	1	3	3	15	39
Gozo Private Candidates – Males	1	0	0	0	0	0	3	4	0	0	0	0	0	0	0	4
Gozo Private Candidates – Females	0	0	0	0	0	0	2	2	0	0	1	0	1	0	2	4

Arabic	6	8	7	6	2	4	3	36	3	4	5	0	3	4	19	55
State Schools - Males	1	1	2	1	0	1	0	6	1	3	0	0	1	0	5	11
State Schools - Females	4	5	3	1	2	1	0	16	2	0	1	0	1	0	4	20
Church Schools – Males	0	0	1	0	0	0	0	1	0	0	1	0	0	0	1	2
Church Schools – Females	0	0	0	0	0	0	0	0	0	0	0	0	0	0	0	0
Independent Schools – Males	0	0	0	2	0	1	0	3	0	1	1	0	0	0	2	5
Independent Schools – Females	0	2	0	1	0	0	0	3	0	0	0	0	0	0	0	3
Post-Secondary Schools – Males	1	0	0	0	0	0	0	1	0	0	0	0	0	0	0	1
Post-Secondary Schools – Females	0	0	0	0	0	0	0	0	0	0	0	0	0	0	0	0
Malta Private Candidates – Males	0	0	1	0	0	0	2	3	0	0	2	0	0	0	2	5
Malta Private Candidates – Females	0	0	0	1	0	1	1	3	0	0	0	0	0	4	4	7
Gozo Schools – Males	0	0	0	0	0	0	0	0	0	0	0	0	0	0	0	0
Gozo Schools – Females	0	0	0	0	0	0	0	0	0	0	0	0	0	0	0	0
Gozo Private Candidates – Males	0	0	0	0	0	0	0	0	0	0	0	0	1	0	1	1
Gozo Private Candidates – Females	0	0	0	0	0	0	0	0	0	0	0	0	0	0	0	0

Statistical Report (2022): Secondary Education Certificate Examinations

	Paper IIA								Paper IIB							Total
	1	2	3	4	5	U	Abs	Register	4	5	6	7	U	Abs	Register	
Art	11	30	77	75	65	86	6	350	23	16	19	14	29	15	116	466
State Schools - Males	0	0	4	5	4	16	0	29	3	3	3	4	6	3	22	51
State Schools - Females	4	7	23	15	22	29	1	101	8	2	6	2	11	5	34	135
Church Schools – Males	1	3	7	8	13	14	2	48	0	1	5	3	5	2	16	64
Church Schools – Females	1	4	18	23	8	13	0	67	3	4	2	3	0	0	12	79
Independent Schools – Males	1	4	5	2	4	2	0	18	1	0	1	0	0	0	2	20
Independent Schools – Females	4	9	14	14	6	2	1	50	4	3	0	0	0	0	7	57
Post-Secondary Schools – Males	0	0	0	0	0	1	0	1	0	0	0	0	0	0	0	1
Post-Secondary Schools – Females	0	0	0	0	0	0	0	0	0	0	0	0	0	0	0	0
Malta Private Candidates – Males	0	0	1	2	0	3	0	6	1	0	1	2	3	2	9	15
Malta Private Candidates – Females	0	0	0	2	2	2	1	7	2	1	0	0	1	2	6	13
Gozo Schools – Males	0	0	2	1	2	1	1	7	0	0	1	0	2	1	4	11
Gozo Schools – Females	0	3	3	3	4	2	0	15	1	2	0	0	1	0	4	19
Gozo Private Candidates – Males	0	0	0	0	0	1	0	1	0	0	0	0	0	0	0	1
Gozo Private Candidates – Females	0	0	0	0	0	0	0	0	0	0	0	0	0	0	0	0

Biology	80	107	194	195	118	167	9	870	34	40	54	55	179	40	402	1272
State Schools - Males	6	8	15	11	14	17	1	72	1	4	2	2	24	9	42	114
State Schools - Females	21	13	20	34	24	48	3	163	2	2	10	16	49	5	84	247
Church Schools – Males	14	20	36	31	10	24	0	135	3	6	3	7	24	1	44	179
Church Schools – Females	16	34	64	57	35	44	0	250	12	7	23	15	45	6	108	358
Independent Schools – Males	7	9	16	20	8	8	0	68	4	4	8	0	4	0	20	88
Independent Schools – Females	11	14	29	22	10	9	0	95	9	8	3	7	9	0	36	131
Post-Secondary Schools – Males	0	0	0	1	0	1	0	2	0	0	1	0	3	0	4	6
Post-Secondary Schools – Females	0	0	0	0	1	1	0	2	0	0	1	1	1	1	4	6
Malta Private Candidates – Males	1	0	0	0	0	4	1	6	1	4	0	0	3	3	11	17
Malta Private Candidates – Females	0	1	1	1	1	6	3	13	0	2	2	5	8	13	30	43
Gozo Schools – Males	0	3	2	6	8	1	0	20	0	1	1	2	4	1	9	29
Gozo Schools – Females	4	5	11	12	7	4	0	43	2	2	0	0	3	1	8	51
Gozo Private Candidates – Males	0	0	0	0	0	0	1	1	0	0	0	0	1	0	1	2
Gozo Private Candidates – Females	0	0	0	0	0	0	0	0	0	0	0	0	1	0	1	1

Statistical Report (2022): Secondary Education Certificate Examinations

	Paper IIA								Paper IIB							Total
	1	2	3	4	5	U	Abs	Register	4	5	6	7	U	Abs	Register	
Business Studies	6	13	18	19	13	28	6	103	10	8	10	15	23	17	83	186
State Schools - Males	0	1	4	4	3	5	1	18	4	2	6	7	8	5	32	50
State Schools - Females	5	6	5	4	5	7	1	33	4	4	3	6	9	4	30	63
Church Schools – Males	1	5	5	7	3	11	0	32	1	0	0	0	2	0	3	35
Church Schools – Females	0	0	0	0	0	0	0	0	0	0	0	0	0	0	0	0
Independent Schools – Males	0	1	4	3	1	5	1	15	0	1	0	0	0	0	1	16
Independent Schools – Females	0	0	0	0	0	0	0	0	0	0	0	0	0	0	0	0
Post-Secondary Schools – Males	0	0	0	0	0	0	0	0	0	1	0	0	0	0	1	1
Post-Secondary Schools – Females	0	0	0	0	0	0	0	0	0	0	0	0	0	0	0	0
Malta Private Candidates – Males	0	0	0	0	1	0	1	2	0	0	0	1	2	4	7	9
Malta Private Candidates – Females	0	0	0	0	0	0	2	2	1	0	1	0	2	4	8	10
Gozo Schools – Males	0	0	0	0	0	0	0	0	0	0	0	1	0	0	1	1
Gozo Schools – Females	0	0	0	1	0	0	0	1	0	0	0	0	0	0	0	1
Gozo Private Candidates – Males	0	0	0	0	0	0	0	0	0	0	0	0	0	0	0	0
Gozo Private Candidates – Females	0	0	0	0	0	0	0	0	0	0	0	0	0	0	0	0

Chemistry	65	100	99	104	67	110	7	552	6	9	26	23	47	18	129	681
State Schools - Males	6	10	7	11	7	13	0	54	0	0	3	5	10	3	21	75
State Schools - Females	10	17	11	15	11	28	3	95	0	0	4	6	16	5	31	126
Church Schools – Males	17	22	23	27	12	13	0	114	0	1	5	4	7	0	17	131
Church Schools – Females	17	24	28	19	17	26	0	131	2	3	2	5	6	1	19	150
Independent Schools – Males	6	10	9	16	5	10	0	56	2	2	4	1	1	2	12	68
Independent Schools – Females	8	10	13	10	6	4	2	53	2	2	2	0	1	0	7	60
Post-Secondary Schools – Males	0	0	0	0	1	0	0	1	0	0	0	0	0	0	0	1
Post-Secondary Schools – Females	0	0	0	0	0	1	0	1	0	0	0	0	2	1	3	4
Malta Private Candidates – Males	0	0	0	1	1	3	2	7	0	0	0	0	2	1	3	10
Malta Private Candidates – Females	0	0	1	0	0	1	0	2	0	0	1	0	0	4	5	7
Gozo Schools – Males	1	2	2	1	3	5	0	14	0	0	2	1	1	0	4	18
Gozo Schools – Females	0	5	5	4	4	6	0	24	0	1	3	1	1	1	7	31
Gozo Private Candidates – Males	0	0	0	0	0	0	0	0	0	0	0	0	0	0	0	0
Gozo Private Candidates – Females	0	0	0	0	0	0	0	0	0	0	0	0	0	0	0	0

Statistical Report (2022): Secondary Education Certificate Examinations

	Paper IIA								Paper IIB							Total
	1	2	3	4	5	U	Abs	Register	4	5	6	7	U	Abs	Register	
Classical Culture	0	0	0	0	0	1	2	3	1	0	0	0	1	1	3	6
State Schools - Males	0	0	0	0	0	0	0	0	0	0	0	0	1	1	2	2
State Schools - Females	0	0	0	0	0	0	0	0	0	0	0	0	0	0	0	0
Church Schools – Males	0	0	0	0	0	0	0	0	1	0	0	0	0	0	1	1
Church Schools – Females	0	0	0	0	0	0	0	0	0	0	0	0	0	0	0	0
Independent Schools – Males	0	0	0	0	0	0	2	2	0	0	0	0	0	0	0	2
Independent Schools – Females	0	0	0	0	0	0	0	0	0	0	0	0	0	0	0	0
Post-Secondary Schools – Males	0	0	0	0	0	0	0	0	0	0	0	0	0	0	0	0
Post-Secondary Schools – Females	0	0	0	0	0	0	0	0	0	0	0	0	0	0	0	0
Malta Private Candidates – Males	0	0	0	0	0	0	0	0	0	0	0	0	0	0	0	0
Malta Private Candidates – Females	0	0	0	0	0	1	0	1	0	0	0	0	0	0	0	1
Gozo Schools – Males	0	0	0	0	0	0	0	0	0	0	0	0	0	0	0	0
Gozo Schools – Females	0	0	0	0	0	0	0	0	0	0	0	0	0	0	0	0
Gozo Private Candidates – Males	0	0	0	0	0	0	0	0	0	0	0	0	0	0	0	0
Gozo Private Candidates – Females	0	0	0	0	0	0	0	0	0	0	0	0	0	0	0	0

Commerce	0	0	0	1	2	2	1	6	0	0	0	0	0	1	1	7
State Schools - Males	0	0	0	0	0	0	0	0	0	0	0	0	0	1	1	1
State Schools - Females	0	0	0	0	1	1	1	3	0	0	0	0	0	0	0	3
Church Schools – Males	0	0	0	0	0	0	0	0	0	0	0	0	0	0	0	0
Church Schools – Females	0	0	0	0	0	0	0	0	0	0	0	0	0	0	0	0
Independent Schools – Males	0	0	0	0	1	0	0	1	0	0	0	0	0	0	0	1
Independent Schools – Females	0	0	0	0	0	0	0	0	0	0	0	0	0	0	0	0
Post-Secondary Schools – Males	0	0	0	0	0	0	0	0	0	0	0	0	0	0	0	0
Post-Secondary Schools – Females	0	0	0	0	0	0	0	0	0	0	0	0	0	0	0	0
Malta Private Candidates – Males	0	0	0	1	0	0	0	1	0	0	0	0	0	0	0	1
Malta Private Candidates – Females	0	0	0	0	0	1	0	1	0	0	0	0	0	0	0	1
Gozo Schools – Males	0	0	0	0	0	0	0	0	0	0	0	0	0	0	0	0
Gozo Schools – Females	0	0	0	0	0	0	0	0	0	0	0	0	0	0	0	0
Gozo Private Candidates – Males	0	0	0	0	0	0	0	0	0	0	0	0	0	0	0	0
Gozo Private Candidates – Females	0	0	0	0	0	0	0	0	0	0	0	0	0	0	0	0

Statistical Report (2022): Secondary Education Certificate Examinations

	Paper IIA								Paper IIB							Total
	1	2	3	4	5	U	Abs	Register	4	5	6	7	U	Abs	Register	
Computing	46	101	137	122	32	40	10	488	36	16	24	14	32	29	151	639
State Schools - Males	9	20	23	23	8	11	0	94	8	5	9	9	16	13	60	154
State Schools - Females	5	11	20	13	3	5	0	57	4	1	5	1	3	5	19	76
Church Schools – Males	22	39	38	34	8	9	1	151	10	1	3	2	5	4	25	176
Church Schools – Females	4	10	23	22	6	9	1	75	2	1	2	0	2	0	7	82
Independent Schools – Males	4	9	15	15	3	4	1	51	3	5	1	0	0	0	9	60
Independent Schools – Females	0	4	3	2	0	1	0	10	0	0	2	0	0	0	2	12
Post-Secondary Schools – Males	0	0	0	0	0	0	0	0	0	0	0	0	1	0	1	1
Post-Secondary Schools – Females	0	0	0	0	0	0	0	0	0	0	0	0	0	0	0	0
Malta Private Candidates – Males	0	0	0	1	0	1	4	6	1	0	0	1	4	5	11	17
Malta Private Candidates – Females	0	0	0	0	1	0	2	3	0	0	0	0	1	1	2	5
Gozo Schools – Males	1	6	10	9	3	0	1	30	5	2	1	1	0	0	9	39
Gozo Schools – Females	1	2	5	3	0	0	0	11	3	1	0	0	0	1	5	16
Gozo Private Candidates – Males	0	0	0	0	0	0	0	0	0	0	0	0	0	0	0	0
Gozo Private Candidates – Females	0	0	0	0	0	0	0	0	0	0	1	0	0	0	1	1

Design and Technology	12	20	31	41	34	36	4	178	9	18	20	14	35	16	112	290
State Schools - Males	2	1	6	12	15	16	3	55	4	11	10	10	19	5	59	114
State Schools - Females	0	3	5	7	4	7	0	26	2	3	5	1	5	2	18	44
Church Schools – Males	8	9	11	12	9	8	1	58	1	0	3	1	6	5	16	74
Church Schools – Females	2	6	7	1	2	1	0	19	1	0	0	0	0	0	1	20
Independent Schools – Males	0	0	0	0	0	0	0	0	0	0	0	0	0	0	0	0
Independent Schools – Females	0	0	0	0	0	0	0	0	0	0	0	0	0	0	0	0
Post-Secondary Schools – Males	0	0	0	0	0	0	0	0	0	0	0	0	0	0	0	0
Post-Secondary Schools – Females	0	0	0	0	0	0	0	0	0	0	0	0	0	0	0	0
Malta Private Candidates – Males	0	0	0	0	0	0	0	0	0	0	0	0	2	3	5	5
Malta Private Candidates – Females	0	0	0	0	0	0	0	0	0	0	0	0	0	0	0	0
Gozo Schools – Males	0	0	0	5	4	3	0	12	1	4	1	2	3	1	12	24
Gozo Schools – Females	0	1	2	4	0	1	0	8	0	0	1	0	0	0	1	9
Gozo Private Candidates – Males	0	0	0	0	0	0	0	0	0	0	0	0	0	0	0	0
Gozo Private Candidates – Females	0	0	0	0	0	0	0	0	0	0	0	0	0	0	0	0

Statistical Report (2022): Secondary Education Certificate Examinations

	Paper IIA								Paper IIB							Total
	1	2	3	4	5	U	Abs	Register	4	5	6	7	U	Abs	Register	
Economics	8	15	30	31	22	26	7	139	4	10	10	6	22	11	63	202
State Schools - Males	0	0	0	0	0	0	0	0	0	0	0	0	0	1	1	1
State Schools - Females	0	0	0	0	0	0	0	0	0	0	0	0	0	0	0	0
Church Schools – Males	1	1	9	7	4	3	2	27	1	0	2	3	4	0	10	37
Church Schools – Females	6	11	10	17	9	7	1	61	1	3	2	3	15	3	27	88
Independent Schools – Males	1	2	5	4	4	11	2	29	0	0	3	0	2	3	8	37
Independent Schools – Females	0	1	6	3	5	5	1	21	0	3	2	0	0	2	7	28
Post-Secondary Schools – Males	0	0	0	0	0	0	0	0	0	0	0	0	0	0	0	0
Post-Secondary Schools – Females	0	0	0	0	0	0	0	0	0	0	0	0	0	0	0	0
Malta Private Candidates – Males	0	0	0	0	0	0	1	1	0	0	0	0	0	0	0	1
Malta Private Candidates – Females	0	0	0	0	0	0	0	0	0	0	0	0	0	1	1	1
Gozo Schools – Males	0	0	0	0	0	0	0	0	0	0	0	0	0	0	0	0
Gozo Schools – Females	0	0	0	0	0	0	0	0	2	4	1	0	1	1	9	9
Gozo Private Candidates – Males	0	0	0	0	0	0	0	0	0	0	0	0	0	0	0	0
Gozo Private Candidates – Females	0	0	0	0	0	0	0	0	0	0	0	0	0	0	0	0

English Language	184	533	761	575	483	183	48	2767	210	362	248	168	295	177	1460	4227
State Schools - Males	16	65	113	99	98	39	7	437	42	96	65	53	89	22	367	804
State Schools - Females	45	116	149	123	126	35	5	599	39	76	57	37	60	30	299	898
Church Schools – Males	26	89	153	137	102	34	1	542	30	42	28	25	35	4	164	706
Church Schools – Females	35	133	151	96	66	22	0	503	25	30	19	5	8	6	93	596
Independent Schools – Males	20	31	58	40	29	5	0	183	8	12	5	0	1	0	26	209
Independent Schools – Females	26	48	62	24	10	3	1	174	8	4	1	1	2	1	17	191
Post-Secondary Schools – Males	0	1	0	0	0	1	0	2	2	1	3	0	1	1	8	10
Post-Secondary Schools – Females	0	0	1	0	0	0	0	1	1	1	1	0	2	1	6	7
Malta Private Candidates – Males	0	0	1	2	15	16	12	46	12	35	27	15	29	34	152	198
Malta Private Candidates – Females	1	2	5	7	12	20	22	69	22	38	34	21	49	62	226	295
Gozo Schools – Males	3	12	35	30	13	7	0	100	7	14	3	7	11	3	45	145
Gozo Schools – Females	12	36	32	15	10	1	0	106	8	6	4	3	3	3	27	133
Gozo Private Candidates – Males	0	0	0	0	2	0	0	2	2	0	1	0	0	3	6	8
Gozo Private Candidates – Females	0	0	1	2	0	0	0	3	4	7	0	1	5	7	24	27

Statistical Report (2022): Secondary Education Certificate Examinations

	Paper IIA								Paper IIB							Total
	1	2	3	4	5	U	Abs	Register	4	5	6	7	U	Abs	Register	
English Literature	138	243	453	410	307	325	31	1907	74	96	163	85	198	131	747	2654
State Schools - Males	6	22	53	57	57	67	9	271	10	24	41	23	50	48	196	467
State Schools - Females	27	57	116	100	86	71	7	464	11	8	33	18	42	38	150	614
Church Schools – Males	20	29	79	95	62	97	1	383	6	8	22	19	53	5	113	496
Church Schools – Females	51	83	105	83	55	39	1	417	10	18	27	4	21	10	90	507
Independent Schools – Males	15	16	28	27	12	18	2	118	13	14	18	3	4	1	53	171
Independent Schools – Females	18	33	44	19	6	4	0	124	12	11	6	3	0	1	33	157
Post-Secondary Schools – Males	0	0	1	0	0	0	0	1	0	0	0	0	0	0	0	1
Post-Secondary Schools – Females	0	0	0	0	0	0	0	0	0	0	0	0	0	0	0	0
Malta Private Candidates – Males	0	0	0	0	0	3	2	5	1	0	0	0	5	9	15	20
Malta Private Candidates – Females	0	0	2	1	0	0	3	6	0	0	1	1	6	9	17	23
Gozo Schools – Males	0	1	5	8	16	18	3	51	3	5	6	10	12	4	40	91
Gozo Schools – Females	1	2	20	20	13	7	3	66	8	8	9	3	5	4	37	103
Gozo Private Candidates – Males	0	0	0	0	0	1	0	1	0	0	0	1	0	1	2	3
Gozo Private Candidates – Females	0	0	0	0	0	0	0	0	0	0	0	0	0	1	1	1

Environmental Studies	80	145	249	368	215	186	39	1282	96	133	135	122	237	97	820	2102
State Schools - Males	7	16	31	90	66	75	7	292	18	31	51	52	104	19	275	567
State Schools - Females	10	31	70	107	90	79	14	401	21	39	41	44	90	23	258	659
Church Schools – Males	19	41	54	66	28	16	2	226	20	34	24	14	30	18	140	366
Church Schools – Females	27	30	50	58	17	6	5	193	13	15	8	6	3	7	52	245
Independent Schools – Males	5	8	12	13	3	3	1	45	9	1	0	0	0	1	11	56
Independent Schools – Females	10	12	23	6	1	1	0	53	2	1	4	0	0	0	7	60
Post-Secondary Schools – Males	0	0	0	0	0	0	0	0	0	0	1	0	0	0	1	1
Post-Secondary Schools – Females	0	0	0	0	0	0	0	0	0	0	0	0	0	0	0	0
Malta Private Candidates – Males	0	0	0	0	1	1	1	3	1	2	2	0	4	10	19	22
Malta Private Candidates – Females	0	0	0	0	2	0	1	3	0	3	1	5	1	8	18	21
Gozo Schools – Males	1	2	1	4	2	2	0	12	9	4	1	0	4	4	22	34
Gozo Schools – Females	1	5	8	24	5	3	8	54	3	3	2	1	1	6	16	70
Gozo Private Candidates – Males	0	0	0	0	0	0	0	0	0	0	0	0	0	0	0	0
Gozo Private Candidates – Females	0	0	0	0	0	0	0	0	0	0	0	0	0	1	1	1

Statistical Report (2022): Secondary Education Certificate Examinations

	Paper IIA								Paper IIB							Total
	1	2	3	4	5	U	Abs	Register	4	5	6	7	U	Abs	Register	
Ethics	24	64	65	30	21	78	12	294	23	17	15	12	42	24	133	427
State Schools - Males	3	12	18	14	10	26	1	84	8	6	7	7	19	5	52	136
State Schools - Females	20	40	25	8	7	32	4	136	9	7	6	4	10	7	43	179
Church Schools – Males	0	0	1	0	0	0	0	1	0	0	0	0	2	0	2	3
Church Schools – Females	0	0	0	0	0	0	2	2	0	0	0	0	1	1	2	4
Independent Schools – Males	0	4	15	3	0	8	1	31	2	0	0	0	0	1	3	34
Independent Schools – Females	1	6	2	1	1	3	1	15	2	0	0	0	1	0	3	18
Post-Secondary Schools – Males	0	0	0	0	0	1	0	1	0	0	0	0	1	0	1	2
Post-Secondary Schools – Females	0	0	0	0	0	0	0	0	0	0	0	0	0	1	1	1
Malta Private Candidates – Males	0	0	0	0	0	2	2	4	0	1	2	0	3	5	11	15
Malta Private Candidates – Females	0	0	0	0	0	3	1	4	1	0	0	1	3	3	8	12
Gozo Schools – Males	0	0	0	4	2	3	0	9	0	0	0	0	1	1	2	11
Gozo Schools – Females	0	2	4	0	1	0	0	7	1	3	0	0	1	0	5	12
Gozo Private Candidates – Males	0	0	0	0	0	0	0	0	0	0	0	0	0	0	0	0
Gozo Private Candidates – Females	0	0	0	0	0	0	0	0	0	0	0	0	0	0	0	0

European Studies	7	11	12	18	7	7	6	68	3	5	0	1	4	5	18	86
State Schools - Males	1	2	1	3	0	0	2	9	0	1	0	0	1	2	4	13
State Schools - Females	4	6	6	11	4	5	0	36	1	4	0	1	1	2	9	45
Church Schools – Males	0	0	1	1	0	0	1	3	0	0	0	0	0	0	0	3
Church Schools – Females	0	1	4	2	2	2	1	12	1	0	0	0	1	0	2	14
Independent Schools – Males	0	0	0	0	0	0	1	1	0	0	0	0	0	0	0	1
Independent Schools – Females	0	0	0	0	0	0	0	0	0	0	0	0	0	0	0	0
Post-Secondary Schools – Males	0	0	0	0	0	0	0	0	0	0	0	0	0	0	0	0
Post-Secondary Schools – Females	0	0	0	0	0	0	0	0	0	0	0	0	0	0	0	0
Malta Private Candidates – Males	0	0	0	0	0	0	0	0	0	0	0	0	1	0	1	1
Malta Private Candidates – Females	0	0	0	0	0	0	1	1	0	0	0	0	0	1	1	2
Gozo Schools – Males	0	1	0	1	0	0	0	2	0	0	0	0	0	0	0	2
Gozo Schools – Females	2	1	0	0	1	0	0	4	1	0	0	0	0	0	1	5
Gozo Private Candidates – Males	0	0	0	0	0	0	0	0	0	0	0	0	0	0	0	0
Gozo Private Candidates – Females	0	0	0	0	0	0	0	0	0	0	0	0	0	0	0	0

Statistical Report (2022): Secondary Education Certificate Examinations

	Paper IIA								Paper IIB							Total
	1	2	3	4	5	U	Abs	Register	4	5	6	7	U	Abs	Register	
French	91	112	165	99	60	49	10	586	73	44	54	35	59	37	302	888
State Schools - Males	4	5	11	4	9	14	3	50	4	5	8	7	17	8	49	99
State Schools - Females	12	20	23	20	17	9	1	102	10	7	7	8	18	10	60	162
Church Schools – Males	16	18	28	17	11	5	0	95	10	6	11	8	7	4	46	141
Church Schools – Females	23	43	66	37	14	12	3	198	28	20	14	5	8	2	77	275
Independent Schools – Males	9	8	11	7	4	3	0	42	6	1	5	3	3	1	19	61
Independent Schools – Females	20	11	21	8	2	3	1	66	6	2	4	1	2	0	15	81
Post-Secondary Schools – Males	0	0	0	1	0	0	0	1	0	0	1	0	0	0	1	2
Post-Secondary Schools – Females	0	0	0	0	1	0	0	1	0	0	0	1	0	0	1	2
Malta Private Candidates – Males	1	0	0	1	0	0	1	3	0	0	0	0	0	3	3	6
Malta Private Candidates – Females	1	2	1	1	0	0	1	6	1	1	0	0	0	7	9	15
Gozo Schools – Males	1	1	0	2	1	2	0	7	0	1	2	1	2	1	7	14
Gozo Schools – Females	4	4	4	1	1	1	0	15	7	1	2	1	2	1	14	29
Gozo Private Candidates – Males	0	0	0	0	0	0	0	0	1	0	0	0	0	0	1	1
Gozo Private Candidates – Females	0	0	0	0	0	0	0	0	0	0	0	0	0	0	0	0

Geography	11	19	25	15	13	10	15	108	13	5	6	3	23	48	98	206
State Schools - Males	2	2	2	1	4	4	4	19	0	2	3	1	15	23	44	63
State Schools - Females	0	1	4	3	2	3	7	20	1	0	1	1	3	9	15	35
Church Schools – Males	2	2	4	2	2	0	0	12	1	0	1	0	0	4	6	18
Church Schools – Females	1	3	4	5	3	0	1	17	1	0	0	0	0	0	1	18
Independent Schools – Males	4	7	10	4	2	3	1	31	5	0	0	0	1	1	7	38
Independent Schools – Females	2	4	1	0	0	0	1	8	4	1	0	0	1	1	7	15
Post-Secondary Schools – Males	0	0	0	0	0	0	0	0	0	0	0	0	0	0	0	0
Post-Secondary Schools – Females	0	0	0	0	0	0	0	0	0	0	0	0	0	0	0	0
Malta Private Candidates – Males	0	0	0	0	0	0	1	1	0	1	0	1	2	5	9	10
Malta Private Candidates – Females	0	0	0	0	0	0	0	0	0	0	0	0	0	2	2	2
Gozo Schools – Males	0	0	0	0	0	0	0	0	1	1	1	0	1	2	6	6
Gozo Schools – Females	0	0	0	0	0	0	0	0	0	0	0	0	0	0	0	0
Gozo Private Candidates – Males	0	0	0	0	0	0	0	0	0	0	0	0	0	0	0	0
Gozo Private Candidates – Females	0	0	0	0	0	0	0	0	0	0	0	0	0	1	1	1

Statistical Report (2022): Secondary Education Certificate Examinations

A

	Paper IIA								Paper IIB								Total
	1	2	3	4	5	U	Abs	Register	4	5	6	7	U	Abs	Register		
German	47	74	115	59	57	30	6	388	27	25	26	21	39	14	152	540	
State Schools - Males	5	4	18	15	13	2	1	58	4	4	6	3	14	5	36	94	
State Schools - Females	13	14	24	11	8	1	0	71	7	9	9	6	8	3	42	113	
Church Schools – Males	1	17	18	10	16	13	1	76	2	4	5	7	9	0	27	103	
Church Schools – Females	13	21	44	16	15	11	0	120	1	3	3	1	5	0	13	133	
Independent Schools – Males	4	7	1	1	0	0	0	13	5	2	0	0	0	0	7	20	
Independent Schools – Females	4	3	3	1	0	0	0	11	3	0	0	1	0	0	4	15	
Post-Secondary Schools – Males	0	0	0	0	0	0	0	0	0	0	0	0	0	0	0	0	
Post-Secondary Schools – Females	0	0	0	0	0	0	0	0	1	0	0	0	0	0	1	1	
Malta Private Candidates – Males	1	1	0	0	0	0	1	3	0	0	1	0	0	2	3	6	
Malta Private Candidates – Females	3	2	0	1	0	1	2	9	2	0	0	1	0	1	4	13	
Gozo Schools – Males	0	4	3	2	3	2	0	14	0	1	2	1	2	2	8	22	
Gozo Schools – Females	3	1	4	2	2	0	1	13	2	2	0	1	1	1	7	20	
Gozo Private Candidates – Males	0	0	0	0	0	0	0	0	0	0	0	0	0	0	0	0	
Gozo Private Candidates – Females	0	0	0	0	0	0	0	0	0	0	0	0	0	0	0	0	

Graphical Communication	16	55	62	74	52	42	1	302	9	21	13	14	36	15	108	410
State Schools - Males	0	7	6	13	14	13	0	53	1	5	3	2	13	4	28	81
State Schools - Females	1	13	10	12	6	9	0	51	3	3	2	1	5	3	17	68
Church Schools – Males	8	24	23	24	18	12	0	109	4	4	7	7	11	6	39	148
Church Schools – Females	0	2	0	3	2	3	0	10	0	0	0	0	0	0	0	10
Independent Schools – Males	2	2	10	8	1	1	0	24	1	3	1	3	0	0	8	32
Independent Schools – Females	4	2	4	3	4	0	0	17	0	3	0	0	1	0	4	21
Post-Secondary Schools – Males	0	0	0	0	0	0	0	0	0	0	0	0	0	0	0	0
Post-Secondary Schools – Females	0	0	0	0	0	0	0	0	0	0	0	0	0	0	0	0
Malta Private Candidates – Males	1	0	0	0	1	1	0	3	0	0	0	0	2	1	3	6
Malta Private Candidates – Females	0	0	0	0	0	0	0	0	0	0	0	0	0	1	1	1
Gozo Schools – Males	0	2	5	4	3	2	1	17	0	1	0	0	4	0	5	22
Gozo Schools – Females	0	3	4	7	3	1	0	18	0	2	0	1	0	0	3	21
Gozo Private Candidates – Males	0	0	0	0	0	0	0	0	0	0	0	0	0	0	0	0
Gozo Private Candidates – Females	0	0	0	0	0	0	0	0	0	0	0	0	0	0	0	0

Statistical Report (2022): Secondary Education Certificate Examinations

	Paper IIA								Paper IIB								Total
	1	2	3	4	5	U	Abs	Register	4	5	6	7	U	Abs	Register		
History	3	11	22	31	30	32	12	141	1	2	10	2	36	33	84	225	
State Schools - Males	0	1	5	4	4	9	1	24	0	1	4	1	15	14	35	59	
State Schools - Females	2	2	4	3	6	3	5	25	1	1	2	0	6	5	15	40	
Church Schools – Males	0	3	2	5	5	5	1	21	0	0	0	0	2	2	4	25	
Church Schools – Females	0	0	2	3	2	2	0	9	0	0	0	0	2	1	3	12	
Independent Schools – Males	0	4	3	8	6	4	1	26	0	0	2	0	0	1	3	29	
Independent Schools – Females	1	1	5	4	0	1	0	12	0	0	1	1	0	0	2	14	
Post-Secondary Schools – Males	0	0	0	0	0	0	0	0	0	0	0	0	0	1	1	1	
Post-Secondary Schools – Females	0	0	0	0	0	0	0	0	0	0	0	0	0	0	0	0	
Malta Private Candidates – Males	0	0	0	0	0	0	3	3	0	0	0	0	2	5	7	10	
Malta Private Candidates – Females	0	0	0	0	0	0	1	1	0	0	0	0	2	1	3	4	
Gozo Schools – Males	0	0	1	4	7	8	0	20	0	0	1	0	7	2	10	30	
Gozo Schools – Females	0	0	0	0	0	0	0	0	0	0	0	0	0	0	0	0	
Gozo Private Candidates – Males	0	0	0	0	0	0	0	0	0	0	0	0	0	0	0	0	
Gozo Private Candidates – Females	0	0	0	0	0	0	0	0	0	0	0	0	0	1	1	1	

Home Economics	25	54	80	38	12	27	4	240	48	16	56	22	32	35	209	449
State Schools - Males	0	3	8	9	3	8	0	31	6	3	15	4	7	4	39	70
State Schools - Females	3	14	32	7	2	8	0	66	20	9	22	5	15	5	76	142
Church Schools – Males	1	5	10	8	6	6	1	37	3	4	10	6	3	1	27	64
Church Schools – Females	11	20	18	6	1	2	0	58	8	0	2	0	0	3	13	71
Independent Schools – Males	0	1	2	2	0	1	1	7	2	0	1	0	0	3	6	13
Independent Schools – Females	9	10	7	3	0	1	0	30	5	0	0	1	0	0	6	36
Post-Secondary Schools – Males	0	0	0	0	0	0	0	0	0	0	0	0	0	0	0	0
Post-Secondary Schools – Females	0	0	1	0	0	0	0	1	0	0	0	1	0	2	3	4
Malta Private Candidates – Males	0	0	0	0	0	0	0	0	0	0	0	2	1	8	11	11
Malta Private Candidates – Females	0	0	0	0	0	0	2	2	0	0	4	1	4	8	17	19
Gozo Schools – Males	0	0	0	2	0	1	0	3	0	0	1	1	1	0	3	6
Gozo Schools – Females	1	1	2	1	0	0	0	5	4	0	1	1	1	0	7	12
Gozo Private Candidates – Males	0	0	0	0	0	0	0	0	0	0	0	0	0	0	0	0
Gozo Private Candidates – Females	0	0	0	0	0	0	0	0	0	0	0	0	0	1	1	1

Statistical Report (2022): Secondary Education Certificate Examinations

	Paper IIA								Paper IIB							Total
	1	2	3	4	5	U	Abs	Register	4	5	6	7	U	Abs	Register	
Italian	89	135	212	106	78	78	16	714	205	121	155	132	189	114	916	1630
State Schools - Males	17	15	19	11	13	16	4	95	30	24	31	25	61	28	199	294
State Schools - Females	16	23	49	22	19	20	3	152	34	23	39	34	51	23	204	356
Church Schools – Males	4	25	39	32	14	9	0	123	33	23	38	39	40	17	190	313
Church Schools – Females	19	39	62	26	23	16	0	185	37	29	24	16	17	8	131	316
Independent Schools – Males	4	8	17	4	3	10	1	47	8	5	3	6	3	2	27	74
Independent Schools – Females	11	10	16	8	0	1	0	46	9	5	4	1	2	0	21	67
Post-Secondary Schools – Males	0	0	0	0	0	0	0	0	0	0	0	0	1	2	3	3
Post-Secondary Schools – Females	0	0	0	0	0	0	0	0	2	0	1	1	0	0	4	4
Malta Private Candidates – Males	2	1	1	0	1	4	2	11	4	0	1	2	3	7	17	28
Malta Private Candidates – Females	10	6	1	0	0	0	5	22	13	1	0	0	3	19	36	58
Gozo Schools – Males	0	1	4	2	3	0	0	10	11	7	9	6	8	4	45	55
Gozo Schools – Females	6	7	4	1	2	2	1	23	24	4	4	2	0	4	38	61
Gozo Private Candidates – Males	0	0	0	0	0	0	0	0	0	0	0	0	0	0	0	0
Gozo Private Candidates – Females	0	0	0	0	0	0	0	0	0	0	1	0	0	0	1	1

Latin	0	0	0	0	0	0	1	1	0	0	0	0	0	0	0	1
State Schools - Males	0	0	0	0	0	0	0	0	0	0	0	0	0	0	0	0
State Schools - Females	0	0	0	0	0	0	0	0	0	0	0	0	0	0	0	0
Church Schools – Males	0	0	0	0	0	0	0	0	0	0	0	0	0	0	0	0
Church Schools – Females	0	0	0	0	0	0	0	0	0	0	0	0	0	0	0	0
Independent Schools – Males	0	0	0	0	0	0	0	0	0	0	0	0	0	0	0	0
Independent Schools – Females	0	0	0	0	0	0	0	0	0	0	0	0	0	0	0	0
Post-Secondary Schools – Males	0	0	0	0	0	0	0	0	0	0	0	0	0	0	0	0
Post-Secondary Schools – Females	0	0	0	0	0	0	0	0	0	0	0	0	0	0	0	0
Malta Private Candidates – Males	0	0	0	0	0	0	0	0	0	0	0	0	0	0	0	0
Malta Private Candidates – Females	0	0	0	0	0	0	1	1	0	0	0	0	0	0	0	1
Gozo Schools – Males	0	0	0	0	0	0	0	0	0	0	0	0	0	0	0	0
Gozo Schools – Females	0	0	0	0	0	0	0	0	0	0	0	0	0	0	0	0
Gozo Private Candidates – Males	0	0	0	0	0	0	0	0	0	0	0	0	0	0	0	0
Gozo Private Candidates – Females	0	0	0	0	0	0	0	0	0	0	0	0	0	0	0	0

Statistical Report (2022): Secondary Education Certificate Examinations

	Paper IIA								Paper IIB							Total
	1	2	3	4	5	U	Abs	Register	4	5	6	7	U	Abs	Register	
Maltese	141	470	515	496	311	139	32	2104	284	239	236	195	537	218	1709	3813
State Schools - Males	9	45	53	77	71	48	4	307	36	42	62	63	187	34	424	731
State Schools - Females	43	118	121	111	79	22	2	496	42	50	50	40	118	28	328	824
Church Schools – Males	23	80	98	137	80	31	2	451	42	29	36	33	90	10	240	691
Church Schools – Females	45	128	126	100	40	9	0	448	51	35	18	11	18	9	142	590
Independent Schools – Males	2	26	32	17	7	6	0	90	28	11	12	10	15	3	79	169
Independent Schools – Females	6	34	30	9	10	2	0	91	20	13	13	5	5	0	56	147
Post-Secondary Schools – Males	0	0	0	1	1	1	0	3	4	1	3	3	4	3	18	21
Post-Secondary Schools – Females	0	0	0	0	0	1	0	1	3	6	2	0	2	4	17	18
Malta Private Candidates – Males	0	0	1	2	1	3	6	13	21	21	8	12	40	54	156	169
Malta Private Candidates – Females	0	1	4	5	1	7	16	34	27	12	12	6	26	61	144	178
Gozo Schools – Males	1	8	21	25	16	8	2	81	3	8	13	9	19	2	54	135
Gozo Schools – Females	12	30	29	12	5	1	0	89	6	10	7	2	9	4	38	127
Gozo Private Candidates – Males	0	0	0	0	0	0	0	0	1	0	0	1	1	3	6	6
Gozo Private Candidates – Females	0	0	0	0	0	0	0	0	0	1	0	0	3	3	7	7

Mathematics	279	328	485	354	228	104	33	1811	286	352	385	344	774	384	2525	4336
State Schools - Males	33	39	57	62	36	25	1	253	51	60	75	83	217	55	541	794
State Schools - Females	36	47	93	80	60	31	6	353	35	74	64	80	241	48	542	895
Church Schools – Males	89	87	106	72	34	10	3	401	45	50	56	44	76	23	294	695
Church Schools – Females	48	71	104	60	36	12	1	332	59	47	59	31	55	11	262	594
Independent Schools – Males	28	28	39	28	14	6	1	144	20	24	5	6	9	2	66	210
Independent Schools – Females	22	26	35	25	17	2	1	128	22	14	11	6	6	2	61	189
Post-Secondary Schools – Males	0	0	0	0	0	0	1	1	3	5	3	7	5	3	26	27
Post-Secondary Schools – Females	0	0	0	0	1	0	1	2	3	6	20	13	7	19	68	70
Malta Private Candidates – Males	0	0	1	2	4	8	9	24	6	18	30	18	45	66	183	207
Malta Private Candidates – Females	0	0	2	1	7	7	7	24	13	24	41	38	65	126	307	331
Gozo Schools – Males	10	14	24	10	12	1	0	71	14	12	10	9	24	4	73	144
Gozo Schools – Females	13	16	24	14	7	2	1	77	12	15	7	5	13	5	57	134
Gozo Private Candidates – Males	0	0	0	0	0	0	1	1	1	1	1	1	0	5	9	10
Gozo Private Candidates – Females	0	0	0	0	0	0	0	0	2	2	3	3	11	15	36	36

Statistical Report (2022): Secondary Education Certificate Examinations

	Paper IIA								Paper IIB								Total
	1	2	3	4	5	U	Abs	Register	4	5	6	7	U	Abs	Register		
Music	6	2	10	3	1	1	6	29	2	0	0	0	2	4	8	37	
State Schools - Males	0	0	5	1	0	0	0	6	0	0	0	0	0	0	0	6	
State Schools - Females	3	1	1	1	1	0	0	7	0	0	0	0	0	0	0	7	
Church Schools – Males	2	0	1	0	0	1	3	7	0	0	0	0	0	0	0	7	
Church Schools – Females	1	1	2	0	0	0	2	6	0	0	0	0	0	2	2	8	
Independent Schools – Males	0	0	0	1	0	0	0	1	0	0	0	0	0	1	1	2	
Independent Schools – Females	0	0	0	0	0	0	1	1	0	0	0	0	0	0	0	1	
Post-Secondary Schools – Males	0	0	0	0	0	0	0	0	0	0	0	0	0	0	0	0	
Post-Secondary Schools – Females	0	0	0	0	0	0	0	0	0	0	0	0	0	0	0	0	
Malta Private Candidates – Males	0	0	0	0	0	0	0	0	1	0	0	0	0	0	1	1	
Malta Private Candidates – Females	0	0	0	0	0	0	0	0	0	0	0	0	0	1	1	1	
Gozo Schools – Males	0	0	1	0	0	0	0	1	0	0	0	0	2	0	2	3	
Gozo Schools – Females	0	0	0	0	0	0	0	0	1	0	0	0	0	0	1	1	
Gozo Private Candidates – Males	0	0	0	0	0	0	0	0	0	0	0	0	0	0	0	0	
Gozo Private Candidates – Females	0	0	0	0	0	0	0	0	0	0	0	0	0	0	0	0	

Physical Education	40	46	77	74	50	48	1	336	29	24	42	20	17	18	150	486
State Schools - Males	7	5	10	15	16	10	0	63	7	6	16	9	5	5	48	111
State Schools - Females	7	1	4	6	10	9	0	37	1	0	5	1	6	1	14	51
Church Schools – Males	5	14	20	20	11	13	0	83	10	10	11	1	3	4	39	122
Church Schools – Females	7	13	16	17	6	9	0	68	5	5	6	4	1	1	22	90
Independent Schools – Males	9	6	17	8	5	2	1	48	4	2	1	0	1	0	8	56
Independent Schools – Females	5	7	7	6	1	1	0	27	1	1	1	0	0	0	3	30
Post-Secondary Schools – Males	0	0	0	0	0	0	0	0	0	0	0	3	0	0	3	3
Post-Secondary Schools – Females	0	0	0	0	0	0	0	0	0	0	0	0	0	0	0	0
Malta Private Candidates – Males	0	0	0	0	0	1	0	1	1	0	0	1	0	3	5	6
Malta Private Candidates – Females	0	0	0	0	0	1	0	1	0	0	1	1	1	2	5	6
Gozo Schools – Males	0	0	2	2	1	1	0	6	0	0	1	0	0	2	3	9
Gozo Schools – Females	0	0	1	0	0	1	0	2	0	0	0	0	0	0	0	2
Gozo Private Candidates – Males	0	0	0	0	0	0	0	0	0	0	0	0	0	0	0	0
Gozo Private Candidates – Females	0	0	0	0	0	0	0	0	0	0	0	0	0	0	0	0

Statistical Report (2022): Secondary Education Certificate Examinations

	Paper IIA								Paper IIB							Total
	1	2	3	4	5	U	Abs	Register	4	5	6	7	U	Abs	Register	
Physics	166	262	358	515	199	267	15	1782	105	174	245	161	567	122	1374	3156
State Schools - Males	15	26	42	98	39	73	3	296	19	37	65	42	195	26	384	680
State Schools - Females	16	47	63	117	62	80	2	387	21	43	70	53	195	32	414	801
Church Schools – Males	53	71	83	122	50	39	3	421	14	28	43	32	72	13	202	623
Church Schools – Females	35	61	78	79	23	27	0	303	16	16	16	6	23	6	83	386
Independent Schools – Males	21	21	34	39	6	13	1	135	5	10	10	4	5	2	36	171
Independent Schools – Females	17	18	25	15	10	5	1	91	3	9	6	2	3	0	23	114
Post-Secondary Schools – Males	0	0	0	0	0	0	1	1	1	0	0	0	5	0	6	7
Post-Secondary Schools – Females	0	0	0	0	0	0	0	0	0	0	3	0	5	1	9	9
Malta Private Candidates – Males	0	0	0	1	2	6	3	12	0	6	7	4	26	20	63	75
Malta Private Candidates – Females	0	0	2	0	0	4	1	7	1	4	1	3	17	16	42	49
Gozo Schools – Males	4	5	18	21	5	10	0	63	13	8	16	11	13	2	63	126
Gozo Schools – Females	5	13	13	23	2	8	0	64	12	13	7	4	8	4	48	112
Gozo Private Candidates – Males	0	0	0	0	0	1	0	1	0	0	0	0	0	0	0	1
Gozo Private Candidates – Females	0	0	0	0	0	1	0	1	0	0	1	0	0	0	1	2

Religious Knowledge	78	240	531	356	170	290	29	1694	173	221	157	144	370	173	1238	2932
State Schools - Males	3	25	41	53	35	65	8	230	17	32	33	37	129	39	287	517
State Schools - Females	15	37	91	77	34	79	4	337	34	46	30	41	103	34	288	625
Church Schools – Males	20	56	107	81	46	66	4	380	33	52	42	25	77	29	258	638
Church Schools – Females	23	75	156	83	31	47	5	420	37	34	19	19	26	16	151	571
Independent Schools – Males	6	12	41	18	10	8	0	95	8	18	9	5	3	4	47	142
Independent Schools – Females	5	22	48	22	7	3	1	108	11	9	5	1	3	0	29	137
Post-Secondary Schools – Males	0	0	0	1	0	0	0	1	0	0	0	0	0	0	0	1
Post-Secondary Schools – Females	0	0	0	0	0	0	0	0	0	0	0	0	1	0	1	1
Malta Private Candidates – Males	0	0	1	0	0	2	0	3	1	2	2	0	6	17	28	31
Malta Private Candidates – Females	0	0	0	0	0	1	3	4	1	8	6	1	5	23	44	48
Gozo Schools – Males	2	3	19	6	5	14	2	51	11	13	8	11	14	7	64	115
Gozo Schools – Females	4	10	27	15	2	5	0	63	19	7	2	2	2	2	34	97
Gozo Private Candidates – Males	0	0	0	0	0	0	0	0	0	0	0	1	1	0	2	2
Gozo Private Candidates – Females	0	0	0	0	0	0	2	2	1	0	1	1	0	2	5	7

Statistical Report (2022): Secondary Education Certificate Examinations

	Paper IIA								Paper IIB								Total
	1	2	3	4	5	U	Abs	Register	4	5	6	7	U	Abs	Register		
Russian	7	5	3	1	3	3	0	22	1	3	3	0	2	2	11	33	
State Schools - Males	0	3	0	0	0	0	0	3	0	1	2	0	0	1	4	7	
State Schools - Females	2	1	2	0	1	1	0	7	0	1	0	0	1	0	2	9	
Church Schools – Males	0	0	0	0	1	0	0	1	0	0	0	0	0	0	0	1	
Church Schools – Females	0	0	0	0	0	0	0	0	0	0	0	0	1	0	1	1	
Independent Schools – Males	1	1	1	0	0	1	0	4	0	0	0	0	0	0	0	4	
Independent Schools – Females	2	0	0	0	1	0	0	3	0	0	0	0	0	0	0	3	
Post-Secondary Schools – Males	0	0	0	0	0	0	0	0	0	0	0	0	0	0	0	0	
Post-Secondary Schools – Females	0	0	0	0	0	0	0	0	0	0	0	0	0	0	0	0	
Malta Private Candidates – Males	1	0	0	1	0	0	0	2	0	1	1	0	0	0	2	4	
Malta Private Candidates – Females	1	0	0	0	0	1	0	2	1	0	0	0	0	1	2	4	
Gozo Schools – Males	0	0	0	0	0	0	0	0	0	0	0	0	0	0	0	0	
Gozo Schools – Females	0	0	0	0	0	0	0	0	0	0	0	0	0	0	0	0	
Gozo Private Candidates – Males	0	0	0	0	0	0	0	0	0	0	0	0	0	0	0	0	
Gozo Private Candidates – Females	0	0	0	0	0	0	0	0	0	0	0	0	0	0	0	0	

Social Studies	18	34	67	79	49	37	22	306	37	29	32	15	33	78	224	530
State Schools - Males	0	0	1	4	4	6	4	19	1	5	0	2	9	22	39	58
State Schools - Females	2	4	15	15	7	8	6	57	7	5	3	4	5	15	39	96
Church Schools – Males	4	9	18	18	13	6	1	69	8	8	5	5	4	7	37	106
Church Schools – Females	12	21	33	41	22	14	5	148	17	8	18	1	12	7	63	211
Independent Schools – Males	0	0	0	1	0	1	1	3	2	0	0	0	0	0	2	5
Independent Schools – Females	0	0	0	0	0	1	1	2	0	0	0	0	0	0	0	2
Post-Secondary Schools – Males	0	0	0	0	0	0	0	0	0	0	0	0	0	0	0	0
Post-Secondary Schools – Females	0	0	0	0	0	0	0	0	0	0	0	0	0	0	0	0
Malta Private Candidates – Males	0	0	0	0	0	1	2	3	0	1	3	2	2	8	16	19
Malta Private Candidates – Females	0	0	0	0	2	0	2	4	2	2	2	1	1	17	25	29
Gozo Schools – Males	0	0	0	0	1	0	0	1	0	0	1	0	0	1	2	3
Gozo Schools – Females	0	0	0	0	0	0	0	0	0	0	0	0	0	0	0	0
Gozo Private Candidates – Males	0	0	0	0	0	0	0	0	0	0	0	0	0	0	0	0
Gozo Private Candidates – Females	0	0	0	0	0	0	0	0	0	0	0	0	0	1	1	1

Statistical Report (2022): Secondary Education Certificate Examinations

	Paper IIA								Paper IIB								Total
	1	2	3	4	5	U	Abs	Register	4	5	6	7	U	Abs	Register		
Spanish	39	42	71	68	47	53	11	331	34	35	31	18	48	22	188	519	
State Schools - Males	3	11	14	16	13	19	1	77	4	9	15	3	18	8	57	134	
State Schools - Females	8	13	32	29	15	23	2	122	9	13	6	6	16	3	53	175	
Church Schools – Males	0	4	5	9	9	5	0	32	5	5	5	5	4	3	27	59	
Church Schools – Females	3	1	0	0	0	0	0	4	0	0	0	0	0	0	0	4	
Independent Schools – Males	0	2	4	4	0	2	1	13	3	1	0	1	2	1	8	21	
Independent Schools – Females	6	4	5	4	2	2	1	24	2	1	0	0	1	1	5	29	
Post-Secondary Schools – Males	0	0	0	0	0	0	1	1	0	0	0	0	0	0	0	1	
Post-Secondary Schools – Females	0	0	0	0	0	0	0	0	3	2	0	0	0	0	5	5	
Malta Private Candidates – Males	4	0	1	0	1	0	0	6	1	0	0	0	2	3	6	12	
Malta Private Candidates – Females	12	4	4	1	1	1	5	28	1	0	2	1	2	1	7	35	
Gozo Schools – Males	0	0	0	2	3	1	0	6	2	3	3	2	3	1	14	20	
Gozo Schools – Females	1	3	6	3	3	0	0	16	4	1	0	0	0	1	6	22	
Gozo Private Candidates – Males	1	0	0	0	0	0	0	1	0	0	0	0	0	0	0	1	
Gozo Private Candidates – Females	1	0	0	0	0	0	0	1	0	0	0	0	0	0	0	1	

Statistical Report (2022): Secondary Education Certificate Examinations

	1	2	3	4	5	6	7	8	U	Total
Agribusiness	1	2	2	1	1	6	0	8	3	24
State Schools - Males	0	1	1	0	1	2	0	2	3	10
State Schools - Females	0	0	0	1	0	4	0	6	0	11
Church Schools – Males	0	0	0	0	0	0	0	0	0	0
Church Schools – Females	0	0	0	0	0	0	0	0	0	0
Independent Schools – Males	0	0	0	0	0	0	0	0	0	0
Independent Schools – Females	0	0	0	0	0	0	0	0	0	0
Post-Secondary Schools – Males	0	0	0	0	0	0	0	0	0	0
Post-Secondary Schools – Females	0	0	0	0	0	0	0	0	0	0
Malta Private Candidates – Males	0	0	0	0	0	0	0	0	0	0
Malta Private Candidates – Females	0	0	0	0	0	0	0	0	0	0
Gozo Schools – Males	1	0	1	0	0	0	0	0	0	2
Gozo Schools – Females	0	1	0	0	0	0	0	0	0	1
Gozo Private Candidates – Males	0	0	0	0	0	0	0	0	0	0
Gozo Private Candidates – Females	0	0	0	0	0	0	0	0	0	0

Engineering Technology	25	27	45	6	5	20	1	18	25	172
State Schools - Males	17	15	28	5	5	18	1	12	19	120
State Schools - Females	0	1	4	0	0	1	0	2	1	9
Church Schools – Males	7	4	5	1	0	1	0	1	0	19
Church Schools – Females	0	0	0	0	0	0	0	0	0	0
Independent Schools – Males	0	0	0	0	0	0	0	0	0	0
Independent Schools – Females	0	0	0	0	0	0	0	0	0	0
Post-Secondary Schools – Males	0	0	0	0	0	0	0	0	0	0
Post-Secondary Schools – Females	0	0	0	0	0	0	0	0	0	0
Malta Private Candidates – Males	0	0	0	0	0	0	0	0	0	0
Malta Private Candidates – Females	0	0	0	0	0	0	0	0	0	0
Gozo Schools – Males	1	7	8	0	0	0	0	3	5	24
Gozo Schools – Females	0	0	0	0	0	0	0	0	0	0
Gozo Private Candidates – Males	0	0	0	0	0	0	0	0	0	0
Gozo Private Candidates – Females	0	0	0	0	0	0	0	0	0	0

Statistical Report (2022): Secondary Education Certificate Examinations

Health and Social Care	43	29	36	44	8	30	1	20	25	236
State Schools - Males	1	0	0	1	1	2	0	5	1	11
State Schools - Females	7	13	13	19	3	16	1	11	15	98
Church Schools – Males	0	0	2	3	1	1	0	0	2	9
Church Schools – Females	19	12	13	20	3	9	0	4	4	84
Independent Schools – Males	2	0	1	0	0	0	0	0	0	3
Independent Schools – Females	12	3	1	0	0	1	0	0	1	18
Post-Secondary Schools – Males	0	0	0	0	0	0	0	0	0	0
Post-Secondary Schools – Females	0	0	0	0	0	0	0	0	0	0
Malta Private Candidates – Males	0	0	0	0	0	0	0	0	0	0
Malta Private Candidates – Females	0	0	0	0	0	0	0	0	1	1
Gozo Schools – Males	0	1	4	0	0	1	0	0	1	7
Gozo Schools – Females	2	0	2	1	0	0	0	0	0	5
Gozo Private Candidates – Males	0	0	0	0	0	0	0	0	0	0
Gozo Private Candidates – Females	0	0	0	0	0	0	0	0	0	0

Hospitality	35	52	51	34	16	27	1	24	33	273
State Schools - Males	3	3	10	11	5	10	0	3	9	54
State Schools - Females	13	21	11	9	3	5	1	5	13	81
Church Schools – Males	0	9	8	3	7	5	0	7	4	43
Church Schools – Females	5	10	14	8	0	5	0	6	3	51
Independent Schools – Males	0	2	2	1	0	0	0	0	0	5
Independent Schools – Females	6	4	1	1	1	0	0	0	0	13
Post-Secondary Schools – Males	0	0	0	0	0	0	0	0	0	0
Post-Secondary Schools – Females	0	0	0	0	0	0	0	0	0	0
Malta Private Candidates – Males	0	0	0	0	0	0	0	0	0	0
Malta Private Candidates – Females	0	0	0	0	0	0	0	0	0	0
Gozo Schools – Males	2	1	2	1	0	1	0	2	3	12
Gozo Schools – Females	6	2	3	0	0	1	0	1	1	14
Gozo Private Candidates – Males	0	0	0	0	0	0	0	0	0	0
Gozo Private Candidates – Females	0	0	0	0	0	0	0	0	0	0

Statistical Report (2022): Secondary Education Certificate Examinations

Information Technology	35	62	58	36	26	32	2	29	21	301
State Schools - Males	10	28	21	13	13	15	0	17	9	126
State Schools - Females	13	7	6	4	0	2	1	1	1	35
Church Schools – Males	3	8	15	2	8	10	0	8	8	62
Church Schools – Females	0	0	0	0	0	0	0	0	0	0
Independent Schools – Males	3	3	9	4	2	3	0	1	1	26
Independent Schools – Females	4	8	0	0	1	0	0	0	0	13
Post-Secondary Schools – Males	0	0	0	0	0	0	0	0	0	0
Post-Secondary Schools – Females	0	0	0	0	0	0	0	0	0	0
Malta Private Candidates – Males	0	0	0	0	0	0	0	0	0	0
Malta Private Candidates – Females	0	0	0	0	0	0	0	0	0	0
Gozo Schools – Males	2	8	6	12	2	2	1	2	1	36
Gozo Schools – Females	0	0	1	1	0	0	0	0	1	3
Gozo Private Candidates – Males	0	0	0	0	0	0	0	0	0	0
Gozo Private Candidates – Females	0	0	0	0	0	0	0	0	0	0

Media Literacy	26	26	51	20	7	15	3	15	36	199
State Schools - Males	6	9	15	4	3	7	3	5	14	66
State Schools - Females	15	11	17	6	2	2	0	8	11	72
Church Schools – Males	3	5	6	4	1	3	0	1	3	26
Church Schools – Females	0	1	8	5	1	0	0	0	2	17
Independent Schools – Males	0	0	0	0	0	0	0	0	0	0
Independent Schools – Females	0	0	0	0	0	0	0	0	0	0
Post-Secondary Schools – Males	0	0	0	0	0	0	0	0	0	0
Post-Secondary Schools – Females	0	0	0	0	0	0	0	0	0	0
Malta Private Candidates – Males	0	0	0	0	0	0	0	0	0	0
Malta Private Candidates – Females	0	0	0	0	0	0	0	0	0	0
Gozo Schools – Males	0	0	1	0	0	1	0	1	2	5
Gozo Schools – Females	2	0	4	1	0	2	0	0	4	13
Gozo Private Candidates – Males	0	0	0	0	0	0	0	0	0	0
Gozo Private Candidates – Females	0	0	0	0	0	0	0	0	0	0

Statistical Report (2022): Secondary Education Certificate Examinations

Hairdressing and Beauty	10	15	21	7	3	17	0	19	29	121
State Schools - Males	0	0	0	0	0	0	0	0	3	3
State Schools - Females	10	15	20	7	3	17	0	17	25	114
Church Schools – Males	0	0	0	0	0	0	0	0	0	0
Church Schools – Females	0	0	0	0	0	0	0	0	0	0
Independent Schools – Males	0	0	0	0	0	0	0	0	0	0
Independent Schools – Females	0	0	0	0	0	0	0	0	0	0
Post-Secondary Schools – Males	0	0	0	0	0	0	0	0	0	0
Post-Secondary Schools – Females	0	0	0	0	0	0	0	0	0	0
Malta Private Candidates – Males	0	0	0	0	0	0	0	0	0	0
Malta Private Candidates – Females	0	0	0	0	0	0	0	0	1	1
Gozo Schools – Males	0	0	0	0	0	0	0	0	0	0
Gozo Schools – Females	0	0	1	0	0	0	0	2	0	3
Gozo Private Candidates – Males	0	0	0	0	0	0	0	0	0	0
Gozo Private Candidates – Females	0	0	0	0	0	0	0	0	0	0

Fashion and Design	6	6	4	3	2	4	0	7	11	43
State Schools - Males	0	0	0	0	0	0	0	0	0	0
State Schools - Females	6	6	4	2	2	4	0	7	7	38
Church Schools – Males	0	0	0	0	0	0	0	0	0	0
Church Schools – Females	0	0	0	1	0	0	0	0	2	3
Independent Schools – Males	0	0	0	0	0	0	0	0	0	0
Independent Schools – Females	0	0	0	0	0	0	0	0	0	0
Post-Secondary Schools – Males	0	0	0	0	0	0	0	0	0	0
Post-Secondary Schools – Females	0	0	0	0	0	0	0	0	0	0
Malta Private Candidates – Males	0	0	0	0	0	0	0	0	0	0
Malta Private Candidates – Females	0	0	0	0	0	0	0	0	0	0
Gozo Schools – Males	0	0	0	0	0	0	0	0	1	1
Gozo Schools – Females	0	0	0	0	0	0	0	0	1	1
Gozo Private Candidates – Males	0	0	0	0	0	0	0	0	0	0
Gozo Private Candidates – Females	0	0	0	0	0	0	0	0	0	0

Statistical Report (2022): Secondary Education Certificate Examinations

Retail	5	6	3	3	2	18	1	8	15	61
State Schools - Males	1	4	1	1	0	11	1	3	6	28
State Schools - Females	3	2	1	2	2	7	0	5	8	30
Church Schools – Males	0	0	0	0	0	0	0	0	0	0
Church Schools – Females	0	0	0	0	0	0	0	0	0	0
Independent Schools – Males	0	0	0	0	0	0	0	0	0	0
Independent Schools – Females	0	0	0	0	0	0	0	0	0	0
Post-Secondary Schools – Males	0	0	0	0	0	0	0	0	0	0
Post-Secondary Schools – Females	0	0	0	0	0	0	0	0	0	0
Malta Private Candidates – Males	0	0	0	0	0	0	0	0	0	0
Malta Private Candidates – Females	0	0	0	0	0	0	0	0	0	0
Gozo Schools – Males	0	0	1	0	0	0	0	0	1	2
Gozo Schools – Females	1	0	0	0	0	0	0	0	0	1
Gozo Private Candidates – Males	0	0	0	0	0	0	0	0	0	0
Gozo Private Candidates – Females	0	0	0	0	0	0	0	0	0	0

The figure that follows shows the percentage of candidates obtaining Grades 1, 2, and 3 from the different educational sectors. As last year, independent schools have the highest percentage of candidates with Grades 1, 2, and 3 in most subjects. State school candidates, on the other hand, are, on average, outperformed by candidates from both church schools and independent schools. From subjects with the largest registrations, independent school candidates were more likely to obtain Grades 1, 2, and 3 in English Language, English Literature, Mathematics, Religious Knowledge, Italian and Physics while Gozo candidates (from either church, independent, or state schools) were more likely to obtain Grades 1, 2, and 3 in Maltese and Biology. State school candidates were, on average, outperformed in most subjects.

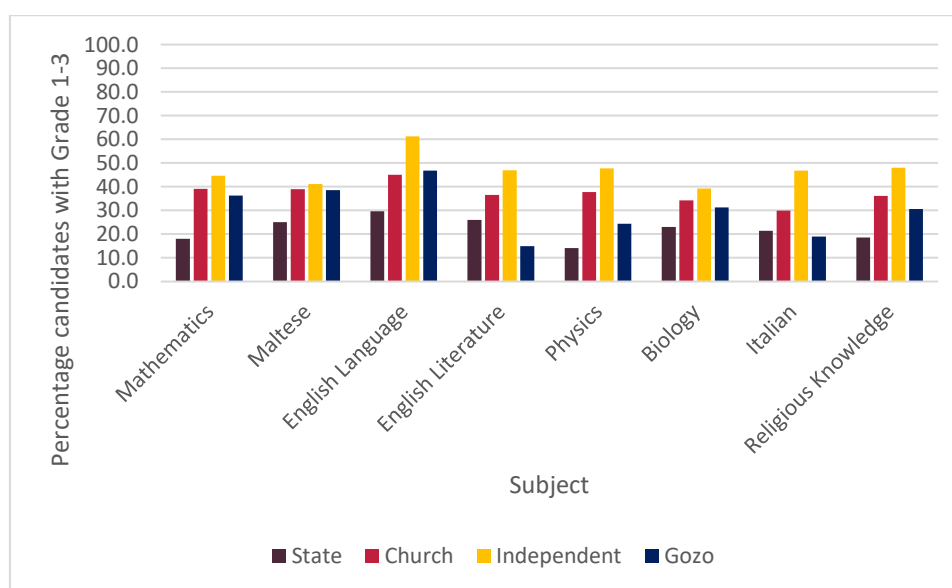


Figure 3.iii: Percentage candidates with Grades 1-3 for the larger SEC subjects, by sector

Statistical Report (2022): Secondary Education Certificate Examinations

Table 3.4 indicates how many 16-year-old candidates obtained passes in 1 to 12 different subjects. Two ranges of grades are given as passes: Grades 1 to 7, which are overall passes, and Grades 1 to 5, which are the required passes for entry into sixth form.

Table 3.4: Number of Passes of the 2006 Cohort

Number of Passes	Grades 1-7				Grades 1-5			
	Males	Females	Total	Cumulative Percentage	Males	Females	Total	Cumulative Percentage
13	0	2	2	0.05	0	2	2	0.05
12	8	11	19	0.6	8	8	16	0.5
11	43	133	176	5.4	40	120	160	4.9
10	318	417	735	25.5	250	363	613	21.7
9	299	315	614	42.3	241	249	490	35.1
8	209	199	408	53.5	139	166	305	43.4
7	172	144	316	62.1	137	127	264	50.6
6	134	98	232	68.5	120	105	225	56.8
5	111	73	184	73.5	105	81	186	61.9
4	89	91	180	78.4	102	83	185	67.0
3	91	79	170	83.1	111	93	204	72.5
2	97	58	155	87.3	112	92	204	78.1
1	122	65	188	92.5	171	101	272	85.6
0	154	121	275	100.0	311	216	527	100.0

Table 3.4 shows that both for passes with Grades 1 to 7 and Grades 1 to 5, passes in ten subjects was the most common category. Overall, 42.3% of the 2006 cohort who sat for SEC 2022 Main Session examinations (N=3,654) gained passes in nine subjects or more when passes are taken to include Grades 1 to 7. Moreover, 35.1% of the same cohort gained Grades 1-5 in nine subjects or more. On the other hand, 16.9% of 2006 candidates obtained three or less passes (Grades 1 to 7). Also worth noting is that 73.5% the 2006 cohort obtained passes in at least 5 subjects (Grades 1 to 7). If it is assumed that the 16-year-olds who did not sit for 2022 SEC Main Session examinations obtained no other qualification at this level, 64% of 16-year-olds residing in Malta obtained passes in at least five subjects (Grades 1-7).

Table 3.5 is an analysis of the data in table 3.4 by school sector. This table shows that while 54.6% and 59.8% of church and independent school students obtain passes in 9 subjects or more at Grades 1-7, only 29.6% of state school students manage the same. While around 87.2% and 95.5% of candidates from church and independent schools respectively obtained passes in at least 4 subjects at Grades 1-7, 67.7% of state school students stand at this benchmark.

Statistical Report (2022): Secondary Education Certificate Examinations

Table 3.5: Number of Passes of the 2006 Cohort, by sector

Number of Passes	Grades 1-7				Grades 1-5			
	State	Church	Independent	Gozo Schools	State	Church	Independent	Gozo Schools
13	1	1	0	0	1	1	0	0
12	4	14	0	1	4	11	0	1
11	46	117	12	1	42	105	12	1
10	288	309	103	35	224	271	90	28
9	193	261	96	64	159	213	72	46
8	165	132	58	52	102	113	51	38
7	148	97	38	33	101	83	45	35
6	116	72	19	25	86	80	30	29
5	100	65	5	14	96	59	15	16
4	114	52	6	8	102	53	13	17
3	113	42	6	6	123	65	8	8
2	95	40	4	13	121	56	6	15
1	126	40	4	9	169	76	6	15
0	193	43	2	26	372	99	5	38

Table 3.6 and Table 3.7 present information on particular components of the 2022 SEC Main session examinations. Table 3.6 presents the marks obtained in the oral component in the language subjects while Table 3.7 presents the marks obtained in the coursework component of the subjects with a coursework component referred to in Section 1.6. These tables were omitted in recent statistical reports because assessment in some components was not held as mitigation for the COVID-19 pandemic.

With reference to Table 3.6, the cumulative percentages presented suggest variability between subjects in the oral component. The aural component is not included in this table because it was marked by the markers of the written papers and was recorded separately. In Maltese, which is assumed to be the mother language of most candidates, 61.3% of candidates scored 10 marks or more out of 15. In Italian, 38.8% of all candidates scored 10 marks or more out of 15, while in French and English Language the percentage of candidates who scored at least 13 marks out of 20 were 55.9% and 69.6% respectively. Overall, these percentages are similar to those quoted in 2019. The number of candidates who were absent for the oral components was significant in all subjects.

Table 3.7 shows that the number of marks carried by the coursework component varies from 15% to 60% depending on the subject. This witnesses some changes from several years ago, when most of the coursework carried 15% of the global mark. It is important to point out that the nature of the coursework varies considerably between subjects, both in its nature, breadth, skills needed, and time required to carry it out. The mark quoted for SEC vocational subjects is an average of six assignment marks, two carried out for each Unit/Year.

In Biology, Chemistry and Physics, between approximately 80% and 90% of the candidates obtained 10 out of 15 marks or more. Of these, candidates perform best in Physics where 22.8% were awarded full marks in their coursework. With regard to Physical Education, 68% were awarded at least 10 out of 15

Statistical Report (2022): Secondary Education Certificate Examinations

marks. In Art, around half of the candidates were awarded 15 marks or more out of a maximum of 20 marks. With regards to Home Economics, at least 50% of students got at least 23 out of 30 marks whilst in Computing 50% of students got at least 25 out of 30 marks with 15.8% of computing students being awarded full marks in their coursework.

In all subjects but vocational subjects, a substantial number of candidates did not present their coursework and consequently lost the marks allocated to this component of the examination. In fact, 9.3% candidates were marked as 'not presented' for their coursework. In vocational subjects, for a candidate to be considered to not have handed in coursework, the candidate must submit none of the two coursework assignments assigned yearly. Of the 1,922 registrations for vocational candidates, 1,322 (68.8%) obtained more than 30 out of 60 marks in their coursework.

Notes for Tables 3.6, 3.7, 3.8

- * Cumulative percentages are shown
 - a PR means pro-rata, normally applied for candidates with severe speech impairment
 - b Coursework marks include those of candidates whose marks were changed after being interviewed/moderated
 - c NP means not presented
-

Statistical Report (2022): Secondary Education Certificate Examinations

Table 3.6: Results of the Oral Component in Language Subjects

Mark	Arabic		German		Russian		English		French		Italian		Maltese		Spanish	
	N	%*	N	%*	N	%*	N	%*	N	%*	N	%*	N	%*	N	%*
35	10	18.2														
34	1	20.0														
33	3	25.5														
32	3	30.9														
31	2	34.5														
30	2	38.2	0	0.0												
29	2	41.8	0	0.0												
28	1	43.6	0	0.0												
27	1	45.5	0	0.0												
26	3	50.9	0	0.0												
25	3	56.4	0	0.0	20	60.6										
24	2	60.0	0	0.0	5	75.8										
23	1	61.8	0	0.0	2	81.8										
22	1	63.6	0	0.0	1	84.8										
21	4	70.9	0	0.0	1	87.9										
20	1	72.7	113	20.9	0	87.9	142	3.4	24	2.7						
19	0	72.7	64	32.8	0	87.9	206	8.2	26	5.6						
18	1	74.5	36	39.4	0	87.9	306	15.5	67	13.2						
17	0	74.5	45	47.8	0	87.9	435	25.8	74	21.5						
16	0	74.5	50	57.0	0	87.9	490	37.4	76	30.1						
15	1	76.4	42	64.8	0	87.9	473	48.6	73	38.3	0	0.0	172	4.5	28	5.4
14	0	76.4	35	71.3	0	87.9	470	59.7	78	47.1	117	7.2	331	13.2	49	14.8
13	0	76.4	24	75.7	0	87.9	419	69.6	78	55.9	84	12.3	428	24.4	54	25.2
12	0	76.4	21	79.6	0	87.9	290	76.5	62	62.8	134	20.6	499	37.5	45	33.9
11	0	76.4	17	82.8	1	90.9	214	81.5	57	69.3	131	28.6	481	50.1	28	39.3
10	0	76.4	14	85.4	0	90.9	154	85.2	65	76.6	167	38.8	428	61.3	38	46.6
9	0	76.4	9	87.0	0	90.9	108	87.7	34	80.4	125	46.5	351	70.5	34	53.2
8	1	78.2	5	88.0	0	90.9	66	89.3	38	84.7	163	56.5	255	77.2	55	63.8
7	2	81.8	6	89.1	0	90.9	41	90.3	23	87.3	140	65.1	219	83.0	34	70.3
6	0	81.8	8	90.6	0	90.9	35	91.1	9	88.3	120	72.5	129	86.4	39	77.8
5	0	81.8	2	90.9	0	90.9	14	91.4	12	89.6	67	76.6	85	88.6	24	82.5
4	0	81.8	1	91.1	0	90.9	14	91.7	8	90.5	81	81.5	36	89.5	12	84.8
3	1	83.6	1	91.3	0	90.9	7	91.9	8	91.4	37	83.8	27	90.2	4	85.5
2	0	83.6	2	91.7	0	90.9	3	92.0	6	92.1	24	85.3	7	90.4	6	86.7
1	0	83.6	0	91.7	0	90.9	2	92.0	0	92.1	22	86.6	4	90.5	1	86.9
0	0	83.6	4	92.4	0	90.9	0	92.0	1	92.2	7	87.1	0	90.5	0	86.9
PR ^a	0	83.6	0	92.4	0	90.9	0	92.0	0	92.2	0	87.1	0	90.5	0	86.9
Present	46	83.6	499	92.4	30	90.9	3889	92.0	819	92.2	1419	87.1	3452	90.5	451	86.9
ab	9	16.4	41	7.6	3	9.1	337	8.0	69	7.8	211	12.9	361	9.5	68	13.1
Register	55	100	540	100	33	100	4226	100	888	100	1630	100	3813	100	519	100

Statistical Report (2022): Secondary Education Certificate Examinations

Table 3.7: Results of the Coursework Component in Subjects where this makes up no more than 30% of the Assessment mark

Mark ^b	Computing		Home Economics		Art		Biology		Chemistry		Physical Education		Physics	
	N	%*	N	%*	N	%*	N	%*	N	%*	N	%*	N	%*
30	101	15.8	6	1.3										
29	56	24.6	29	7.8										
28	60	34.0	31	14.7										
27	48	41.5	35	22.5										
26	50	49.3	47	33.0										
25	38	55.2	27	39.0										
24	32	60.3	32	46.1										
23	23	63.8	48	56.8										
22	28	68.2	35	64.6										
21	7	69.3	24	69.9										
20	19	72.3	28	76.2	37	7.9								
19	16	74.8	9	78.2	40	16.5								
18	20	77.9	5	79.3	51	27.5								
17	12	79.8	6	80.6	46	37.3								
16	7	80.9	7	82.2	45	47.0								
15	6	81.8	3	82.9	34	54.3	226	17.8	109	16.0	108	22.2	719	22.8
14	6	82.8	5	84.0	41	63.1	310	42.1	211	47.0	70	36.6	1030	55.4
13	6	83.7	3	84.6	27	68.9	207	58.4	122	64.9	58	48.6	480	70.6
12	4	84.4	3	85.3	29	75.1	132	68.8	67	74.7	49	58.6	232	78.0
11	3	84.8	4	86.2	22	79.8	82	75.2	38	80.3	31	65.0	120	81.8
10	4	85.4	1	86.4	28	85.8	55	79.6	18	83.0	16	68.3	75	84.2
9	4	86.1	0	86.4	14	88.8	42	82.9	19	85.8	34	75.3	33	85.2
8	0	86.1	0	86.4	4	89.7	31	85.3	18	88.4	19	79.2	52	86.9
7	3	86.5	1	86.6	8	91.4	30	87.7	5	89.1	0	79.2	35	88.0
6	3	87.0	0	86.6	5	92.5	10	88.4	10	90.6	12	81.7	27	88.8
5	1	87.2	2	87.1	3	93.1	10	89.2	7	91.6	2	82.1	41	90.1
4	1	87.3	3	87.8	1	93.3	9	89.9	2	91.9	2	82.5	14	90.6
3	0	87.3	0	87.8	0	93.3	12	90.9	2	92.2	2	82.9	6	90.7
2	0	87.3	0	87.8	1	93.6	10	91.7	3	92.7	0	82.9	6	90.9
1	2	87.6	0	87.8	0	93.6	3	91.9	1	92.8	0	82.9	5	91.1
0	1	87.8	0	87.8	1	93.8	1	92.0	2	93.1	2	83.3	8	91.3
PR	0	0.0	0	0.0	0	0.0	0	0.0	0	0.0	0	0.0	0	0.0
NP	78	12.2	55	12.2	29	6.2	102	8.0	47	6.9	81	16.7	273	8.7
Total	639	100	449	100	466	100	1272	100	681	100	486	100	3156	100

Statistical Report (2022): Secondary Education Certificate Examinations

Table 3.8: Results of the Coursework Component in Subjects where this makes up more than 30% of the Assessment mark

Mark ^b	Agribusiness		Health and Social Care		Engineering Technology		Hospitality		Information Technology		Media Literature		Ethics		Design and Technology	
	N	%*	N	%*	N	%*	N	%*	N	%*	N	%*	N	%*	N	%*
56-60	4	16.7	96	40.7	74	43.0	120	44.0	129	42.9	69	34.7	24	5.6		
51-55	1	20.8	18	48.3	9	48.3	16	49.8	31	53.2	19	44.2	49	17.1		
46-50	3	33.3	15	54.7	12	55.2	19	56.8	15	58.1	10	49.2	68	33.0	36	12.4
41-45	1	37.5	5	56.8	5	58.1	8	59.7	13	62.5	9	53.8	61	47.3	47	28.6
36-40	0	37.5	4	58.5	6	61.6	8	62.6	8	65.1	4	55.8	39	56.4	58	48.6
31-35	2	45.8	4	60.2	5	64.5	5	64.5	9	68.1	8	59.8	21	61.4	51	66.2
26-30	2	54.2	5	62.3	3	66.3	7	67.0	5	69.8	1	60.3	27	67.7	24	74.5
21-25	0	54.2	5	64.4	3	68.0	4	68.5	4	71.1	2	61.3	21	72.6	10	77.9
16-20	1	58.3	4	66.1	4	70.3	4	70.0	6	73.1	3	62.8	10	74.9	14	82.8
11-15	0	58.3	10	70.3	8	75.0	5	71.8	6	75.1	6	65.8	14	78.2	10	86.2
6-10	1	62.5	7	73.3	6	78.5	9	75.1	7	77.4	7	69.3	16	82.0	5	87.9
1-5	0	62.5	1	73.7	3	80.2	7	77.7	5	79.1	8	73.4	5	83.1	3	89.0
0	9	100.0	62	100.0	34	100.0	61	100.0	63	100.0	53	100.0	1	83.4	0	89.0
PR	0	0.0	0	0.0	0	100.0	0	0.0	0	100.0	0	0	0	0	0	0.0
NP	0	0.0	0	0.0	0	100.0	0	0.0	0	100.0	0	0	71	16.6	32	11.0
Total	24	100	236	100	172	100	273	100	301	100	199	100	427	100	290	100

Statistical Report (2022): Secondary Education Certificate Examinations

Table 3.9 presents information on the outcome of the requests for Revision of Papers. Data for subjects for which requests was made is shown. Requests were made in 28 subjects and upgrades were awarded in 11 of these. Table 3.9 shows that out of the 458 requests for a Revision of Paper, 22 (4.8%) had their grade revised upwards.

Table 3.9: Main Session Results of Revision of Papers

	Registrations	Requests	Upgrades	%
Accounting	764	13	0	0.0
Art	466	17	4	23.5
Biology	1272	53	3	5.7
Business Studies	186	1	0	0.0
Chemistry	681	29	5	17.2
Computing	639	4	0	0.0
Design and Technology	290	2	0	0.0
Economics	202	14	2	14.3
English Language	4227	75	0	0.0
English Literature	2654	61	0	0.0
Environmental Studies	2102	4	0	0.0
Ethics	427	8	0	0.0
French	888	4	0	0.0
German	540	2	0	0.0
Graphical Communication	410	7	0	0.0
History	225	13	0	0.0
Home Economics	449	2	0	0.0
Italian	1630	4	0	0.0
Maltese	3813	65	5	7.7
Mathematics	4336	96	2	2.1
Physical Education	486	4	0	0.0
Physics	3156	51	2	3.9
Religious Knowledge	2932	17	4	23.5
Social Studies	530	1	0	0.0
Spanish	519	4	0	0.0

Statistical Report (2022): Secondary Education Certificate Examinations

Table 3.10 and Table 3.11 present the results of the candidates who requested examination access arrangements in 2022. The first table presents the results of the candidates with dyslexia and the second presents the results of the other candidates with EAA. Table 3.10 shows that the largest numbers of registrations of the dyslexic candidates were for English Language (414), Mathematics (401), Maltese (373), Religious Knowledge (286), and Physics (263). This is expected given that these are the subjects with the largest numbers of candidates. However, considerable number of candidates asked for access arrangements for dyslexia for English Literature (169), Environmental Studies (156), and Italian (145).

In English Language, 48.8% of the candidates with dyslexia obtained Grades 1-5 while 71.0% passed with Grades 1-7. In Maltese, the rate was lower as 30% of the candidates obtained passes with Grades 1-5 while 52.5% obtained Grades 1-7. Candidates with dyslexia also performed notably well in Physical Education (88.5%), Home Economics (85.3%), Graphical Communication (76.2%), Accounting (73.5%), French (72.4%), and English Language (71.0%), where the number in brackets indicates the percentage of candidates obtaining Grades 1-7.

Table 3.11 shows that the other candidates who requested access arrangements applied for both Paper IIA and IIB. Trends in registrations are similar to those for candidates who did not request EAA shown in Table 3.7. The candidates obtained a range of grades in the different subjects. When Grades 1 to 7 are considered, 82.3% and 63.4% of these candidates obtained passes in English Language and Maltese respectively.

Statistical Report (2022): Secondary Education Certificate Examinations

Table 3.10: Results of Candidates with Dyslexia by Paper Option⁴

		1	2	3	4	5	6	7	8	U	Abs	Reg.	Total
Accounting	IIA	0	0	4	5	2	0	0		4	0	15	34
	IIB	0	0	0	6	5	2	1		2	3	19	
Arabic	IIA	0	0	0	0	0	0	0		0	0	0	4
	IIB	0	0	0	1	1	0	0		2	0	4	
Art	IIA	0	4	0	10	3	0	0		9	1	27	53
	IIB	0	0	0	3	4	6	4		7	2	26	
Biology	IIA	0	1	8	10	4	0	0		4	0	27	84
	IIB	0	0	0	4	2	7	10		30	4	57	
Business Studies	IIA	0	0	0	1	1	0	0		3	0	5	11
	IIB	0	0	0	0	1	2	1		2	0	6	
Chemistry	IIA	0	3	1	1	1	0	0		3	0	9	17
	IIB	0	0	0	0	0	1	1		5	1	8	
Classical Culture	IIA	0	0	0	0	0	0	0		0	0	0	0
	IIB	0	0	0	0	0	0	0		0	0	0	
Commerce	IIA	0	0	0	0	0	0	0		0	0	0	0
	IIB	0	0	0	0	0	0	0		0	0	0	
Computing	IIA	1	5	2	5	3	0	0		7	0	23	38
	IIB	0	0	0	5	3	2	0		1	4	15	
Design and Technology	IIA	0	0	0	4	5	0	0		3	0	12	42
	IIB	0	0	0	1	5	4	3		10	7	30	
Economics	IIA	0	0	0	1	1	0	0		1	0	3	10
	IIB	0	0	0	0	2	0	0		2	3	7	
English Language	IIA	3	10	29	37	32	0	0		19	1	131	414
	IIB	0	0	0	23	68	50	42		87	13	283	
English Literature	IIA	3	4	17	20	14	0	0		9	3	70	169
	IIB	0	0	0	7	14	21	11		27	19	99	
Environmental Studies	IIA	0	3	7	19	6	0	0		16	1	52	156
	IIB	0	0	0	8	15	20	17		35	9	104	
Ethics	IIA	0	2	1	3	1	0	0		5	0	12	22
	IIB	0	0	0	2	0	0	3		3	2	10	
European Studies	IIA	0	0	0	0	0	0	0		0	0	0	1
	IIB	0	0	0	0	0	0	0		0	1	1	
French	IIA	0	1	1	1	0	0	0		0	0	3	29
	IIB	0	0	0	6	5	6	1		6	2	26	
Geography	IIA	0	2	1	0	0	0	0		0	1	4	21
	IIB	0	0	0	3	1	1	1		7	4	17	

⁴ As from 2017 the data in this table refers to all candidates marked as SpLD. Data prior to 2017 only included candidates marked as 'SpLD/Dyslexia' (see Table 2.11).

Statistical Report (2022): Secondary Education Certificate Examinations

German	IIA	1	1	3	0	4	0	0		1	0	10	29
	IIB	0	0	0	2	1	3	2		8	3	19	
Graphical Communication	IIA	1	3	9	5	5	0	0		3	0	26	42
	IIB	0	0	0	2	5	1	1		6	1	16	
History	IIA	0	1	0	0	3	0	0		4	0	8	17
	IIB	0	0	0	0	0	2	1		4	2	9	
Home Economics	IIA	2	6	11	5	4	0	0		5	0	33	75
	IIB	0	0	0	14	5	11	6		4	2	42	
Italian	IIA	1	2	7	3	2	0	0		5	0	20	145
	IIB	0	0	0	20	15	24	13		33	20	125	
Maltese	IIA	0	5	14	27	24	0	0		17	1	88	373
	IIB	0	0	0	7	35	40	44		145	14	285	
Mathematics	IIA	4	7	14	17	7	0	0		5	1	55	401
	IIB	0	0	0	29	42	41	45		162	27	346	
Music	IIA	0	0	0	0	0	0	0		0	1	1	1
	IIB	0	0	0	0	0	0	0		0	0	0	
Physical Education	IIA	4	3	7	7	6	0	0		3	0	30	61
	IIB	0	0	0	9	7	8	3		2	2	31	
Physics	IIA	1	6	8	23	11	0	0		11	0	60	263
	IIB	0	0	0	15	15	39	25		98	11	203	
Religious Knowledge	IIA	1	7	19	18	9	0	0		17	3	74	286
	IIB	0	0	0	19	33	19	23		90	28	212	
Russian	IIA	0	0	0	0	0	0	0		0	0	0	0
	IIB	0	0	0	0	0	0	0		0	0	0	
Social Studies	IIA	0	2	1	3	4	0	0		4	1	0	0
	IIB	0	0	0	3	5	4	1		9	10	0	
Spanish	IIA	0	2	0	3	1	0	0		3	1	10	29
	IIB	0	0	0	2	2	4	4		4	3	19	
Agribusiness	VOC	0	1	0	0	0	1	0	0	0	0		2
Engineering Tech.	VOC	2	3	7	1	0	5	0	5	3	0		26
Fashion & Textiles	VOC	0	0	0	1	0	3	0	0	2	0		6
Hair. and Beauty	VOC	1	0	3	0	0	0	0	5	3	0		12
Health & Social C.	VOC	3	1	7	16	1	7	0	4	7	0		46
Hospitality	VOC	5	7	12	3	5	5	0	10	7	0		54
Information Tech.	VOC	0	1	6	7	5	7	1	7	3	0		37
Media Literacy	VOC	2	0	2	2	1	0	0	1	5	0		13
Retail	VOC	0	1	1	0	0	3	0	0	3	0		8

Statistical Report (2022): Secondary Education Certificate Examinations

Table 3.11: Results of the Other Candidates who requested Access Arrangements by Paper Option⁵

		1	2	3	4	5	6	7	8	U	Abs	Reg.	Total
Accounting	IIA	0	0	3	1	2	0	0		3	0	9	18
	IIB	0	0	0	1	0	0	0		3	5	9	
Art	IIA	0	2	4	6	6	0	0		5	0	23	36
	IIB	0	0	0	1	2	5	2		1	2	13	
Biology	IIA	1	4	5	13	8	0	0		4	0	35	72
	IIB	0	0	0	3	3	11	4		15	1	37	
Business Studies	IIA	0	0	0	0	1	0	0		1	0	2	8
	IIB	0	0	0	2	1	1	1		0	1	6	
Chemistry	IIA	2	1	3	5	2	0	0		5	1	19	29
	IIB	0	0	0	0	1	4	0		3	2	10	
Computing	IIA	2	3	8	11	2	0	0		4	1	31	42
	IIB	0	0	0	3	0	1	0		4	3	11	
Design and Technology	IIA	2	1	1	1	3	0	0		2	0	10	26
	IIB	0	0	0	3	3	3	2		4	1	16	
Economics	IIA	0	0	0	0	2	0	0		3	0	5	7
	IIB	0	0	0	0	0	2	0		0	0	2	
English Language	IIA	10	23	34	25	23	0	0		13	0	128	254
	IIB	0	0	0	21	33	23	17		23	9	126	
English Literature	IIA	4	10	12	17	14	0	0		21	1	79	137
	IIB	0	0	0	12	9	6	8		15	8	58	
Environmental Studies	IIA	1	6	7	9	9	0	0		8	2	42	110
	IIB	0	0	0	10	13	9	9		20	7	68	
Ethics	IIA	1	2	4	4	2	0	0		5	0	18	21
	IIB	0	0	0	1	0	1	0		1	0	3	
European Studies	IIA	0	1	1	0	0	0	0		0	1	3	4
	IIB	0	0	0	0	0	0	0		1	0	1	
French	IIA	1	4	5	3	3	0	0		2	0	18	36
	IIB	0	0	0	3	1	5	2		5	2	18	
Geography	IIA	0	0	2	2	0	0	0		0	2	6	16
	IIB	0	0	0	3	1	1	0		3	2	10	
German	IIA	1	4	3	0	5	0	0		3	0	16	26
	IIB	0	0	0	2	1	2	0		3	2	10	
Graphical Communication	IIA	0	2	5	1	1	0	0		0	0	9	15
	IIB	0	0	0	1	1	1	0		3	0	6	
History	IIA	0	1	1	4	2	0	0		3	2	13	22
	IIB	0	0	0	0	0	2	0		5	2	9	

⁵ As from 2017 the data in this table excludes all candidates marked as SpLD. Data prior to 2017 included candidates marked as 'SpLD/ADHD' (see Table 2.11).

Statistical Report (2022): Secondary Education Certificate Examinations

Home Economics	IIA	2	8	9	5	0	0	0		1	0	25	44
	IIB	0	0	0	7	0	5	3		2	2	19	
Italian	IIA	1	7	5	3	4	0	0		2	1	23	86
	IIB	0	0	0	11	13	11	8		13	7	63	
Maltese	IIA	1	15	15	21	17	0	0		10	0	79	235
	IIB	0	0	0	8	24	27	21		67	9	156	
Mathematics	IIA	6	9	17	18	7	0	0		3	1	61	247
	IIB	0	0	0	19	25	27	25		75	15	186	
Music	IIA	0	0	1	1	0	0	0		0	2	4	5
	IIB	0	0	0	0	0	0	0		0	1	1	
Physical Education	IIA	0	1	2	5	3	0	0		2	0	13	29
	IIB	0	0	0	4	4	4	2		1	1	16	
Physics	IIA	3	7	9	27	10	0	0		13	0	69	180
	IIB	0	0	0	9	15	23	22		37	5	111	
Religious Knowledge	IIA	2	9	22	9	7	0	0		14	1	64	170
	IIB	0	0	0	15	12	15	9		40	15	106	
Social Studies	IIA	0	1	3	3	4	0	0		0	3	14	28
	IIB	0	0	0	2	4	1	1		4	2	14	
Spanish	IIA	0	0	4	0	0	0	0		2	0	6	18
	IIB	0	0	0	2	2	4	1		2	1	12	
Agribusiness	VOC	0	0	1	0	0	0	0	1	0	0		2
Engineering Tech.	VOC	1	2	2	1	0	1	0	2	2	0		11
Fashion & Textiles	VOC	1	0	0	0	0	0	0	1	0	0		2
Hair. and Beauty	VOC	0	1	1	0	0	0	0	1	1	0		4
Health & Social C.	VOC	5	2	1	2	2	3	0	1	2	0		18
Hospitality	VOC	0	4	7	3	4	6	0	4	0	0		28
Information Tech.	VOC	0	0	1	0	0	0	0	1	0	0		2
Media Literacy	VOC	1	2	2	1	0	1	0	2	2	0		11
Retail	VOC	1	0	0	0	0	0	0	1	0	0		2

4. SUPPLEMENTARY SESSION REGISTRATIONS

As explained in Section 1.2, for the Supplementary Session candidates could only register for Paper IIB in English Language, Maltese, and Mathematics and only if they had been absent or obtained Grades 6, 7 or U in those subjects in the Main Session. Furthermore, candidates could only register for Paper IIB in one of Biology, Chemistry, or Physics and only if they had not obtained at least Grade 5 in any one of these three subjects in the Main Session.

In the 2022 Supplementary Session, there were 1,369 candidates (714 males and 655 females), of which 41 candidates (18 males and 23 females) were new applicants for 2022, meaning that they had sat for examinations in the Main Session of previous years. In total, 26.6% of the candidates who applied for the Main Session sat for one or more SEC examinations in the Supplementary Session.

Table 4.1: Supplementary Session Registration by Year of Birth and Sex

Cohort	Males	Females	Total
2007	0	1	1
2006	544	441	985
2005	113	88	201
2004	28	39	67
2003	7	21	28
2002	3	6	9
2001	0	6	6
2000	3	4	7
1999	0	4	4
1998	0	3	3
1997	3	1	4
<1997	13	41	54
Total	714	655	1369

Table 4.2 below provides information on how many candidates, males and females, from those who were eligible to apply did in fact register for the different subjects in the Supplementary Session.

Table 4.2: Supplementary Session Registration by Subject and Sex

Subject	Eligible to apply	Applied in Supplementary Session			Total
		Males	Females	Total	Percentage of eligible
Biology*	504	39	99	138	27.4
Chemistry*	231	2	3	5	2.2
English Language	1119	233	179	412	36.8
Maltese	1357	343	162	505	37.2
Mathematics	2024	419	477	896	44.3
Physics*	1377	263	165	428	31.1

* Candidates could only register for one of Biology, Chemistry or Physics and only if they had not obtained at least Grade 5 in one of the three subjects. This calculated percentage only shows the number of candidates who obtained Grades 6, 7 and U in the subject, and not in all three.

Statistical Report (2022): Secondary Education Certificate Examinations

Table 4.2 shows that about 37% of the candidates who obtained Grades 6, 7, or U or were absent in the Main Session registered for the Supplementary Session in English Language, and Maltese while 44.3% of the eligible candidates applied for Mathematics. In the science subjects, most candidates opted to register for Physics.

Table 4.3 provides information on the number of registrations for the Supplementary Session by subject, for males and females from the different educational sectors. Candidates were more likely to be from state schools, as expected given the higher population of candidates in state schools. However, Biology was a noticeable exception with most candidates originating from church schools. These might be candidates with Biology as their only science subject.

Table 4.3: Supplementary Session Registration by Subject, School Type and Sex

		Biology	Chemistry	English Language	Maltese	Mathematics	Physics
State	Males	6	0	102	143	187	125
	Females	29	3	81	85	207	111
Church	Males	18	1	69	101	120	81
	Females	54	0	36	29	110	29
Independent	Males	7	0	6	29	21	20
	Females	3	0	2	14	15	5
Post-Secondary	Males	2	0	5	6	12	3
	Females	4	0	3	3	31	2
Private Candidates	Males	4	1	37	33	55	15
	Females	9	0	53	22	99	12
Gozo Schools	Males	2	0	14	28	22	18
	Females	0	0	4	9	11	6
Gozo Private Candidates	Males	0	0	0	3	2	1
	Females	0	0	0	0	4	0

Table 4.4 shows that in the Supplementary Session, the registrations of the 2006 cohort followed the same trends as for the overall registrations. However, there were more male candidates than female ones (1,064 and 801 respectively) who applied for the Supplementary Session, as opposed to the Main Session. While male candidates were more likely to apply for English Language, Maltese, and Physics, more female candidates registered for Mathematics and Biology. These subject differences exist when registrations from the 2006 cohort are analysed separately.

Statistical Report (2022): Secondary Education Certificate Examinations

Table 4.4: Supplementary Session Registration of the 2006 Cohort by Subject, School Type and Sex

		Biology	Chemistry	English Language	Maltese	Mathematics	Physics
State	Males	4	0	97	138	177	121
	Females	26	3	79	81	198	107
Church	Males	18	1	65	100	116	78
	Females	54	0	35	27	104	26
Independent	Males	6	0	3	28	14	14
	Females	3	0	0	14	10	2
Post-Secondary	Males	0	0	0	0	0	0
	Females	0	0	0	0	0	0
Private Candidates	Males	0	0	0	0	1	1
	Females	1	0	1	0	0	0
Gozo Schools	Males	2	0	13	27	22	18
	Females	0	0	4	9	11	6
Gozo Private Candidates	Males	0	0	0	0	0	0
	Females	0	0	0	0	0	0

Table 4.5 shows the numbers of requests for Revision of Papers in relation to the number of Supplementary Session registrations for the different subjects. Following the issuing of results of the Supplementary Session, the percentage of requests for Revision of Papers was 1.1%. Proportionally, this percentage was similar to the percentage of requests following the Main Session (1.6%). This trend has been observed as from 2019 but is opposite to that reported in reports of past three years. Before 2019, percentage registrations for Revision of Papers were higher following the Supplementary Session, which is the candidates' final opportunity to obtain passes in the core subjects which are required for admission into sixth form in the current year. Data relating to the outcome of these requests are reported in the following section.

Table 4.5: Supplementary Session Registrations for Revision of Papers

Subject	Registrations	Requests	Percentage Requests
Biology	138	1	0.7
Chemistry	5	0	0.0
English Language	412	4	1.0
Maltese	505	12	2.4
Mathematics	896	9	1.0
Physics	428	0	0.0
Total	2384	26	1.1

Candidates who register for SEC vocational subjects can sit for a synoptic assessment if they do not meet the passing criteria of a unit. Three synoptic tests, one for each unit, are offered for each vocational subject. As candidates can sit for a synoptic test of the same unit for a maximum of two

Statistical Report (2022): Secondary Education Certificate Examinations

times, the number of registrations might be larger than the number of eligible candidates. Table 4.6 shows that many candidates did not register for the synoptic assessment they were eligible for.

Table 4.6: Registrations for SEC Vocational Subjects Synoptic Assessment

Subject	Unit	Eligible to apply	1st Sits	2nd Sits
Agribusiness	1	---	---	---
	2	10	0	1
	3	0	0	0
Engineering Technology	1	---	---	---
	2	42	0	5
	3	2	0	0
Information Technology	1	---	---	---
	2	54	3	12
	3	4	0	1
Health and Social Care	1	---	---	---
	2	33	0	3
	3	3	0	1
Hospitality	1	---	---	---
	2	62	1	7
	3	1	0	0
Media Literacy	1	---	---	---
	2	16	0	3
	3	5	0	2
Hairdressing and Beauty	1	---	---	---
	2	26	0	2
	3	0	0	0
Fashion and Textiles	1	---	---	---
	2	10	0	0
	3	0	0	0
Retail	1	---	---	---
	2	20	2	6
	3	0	0	0

5. SUPPLEMENTARY SESSION RESULTS

Table 5.1 below provides information on the results obtained in the different subjects in the Supplementary Session. The overall results are followed by their breakdown by sex for the different subjects. The percentage of candidates who obtained Grades 4 to 7 varied considerably in the different subjects and no consistent patterns were observed.

Table 5.1: Supplementary Session Results by Subject for Papers I and IIB

Subject							Registered
	4	5	6	7	U	Abs	
Biology	12	24	26	16	55	5	138
%	8.7	17.4	18.8	11.6	39.9	3.6	
<i>Males</i>	4	6	8	4	15	2	39
<i>Females</i>	8	18	18	12	40	3	99
Chemistry	0	0	1	2	1	1	5
%	0.0	0.0	20.0	40.0	20.0	20.0	
<i>Males</i>	0	0	1	0	1	0	2
<i>Females</i>	0	0	0	2	0	1	3
English Language	18	105	120	57	106	6	412
%	4.4	25.5	29.1	13.8	25.7	1.5	
<i>Males</i>	9	55	75	37	55	2	233
<i>Females</i>	9	50	45	20	51	4	179
Maltese	47	93	93	60	192	20	505
%	9.3	18.4	18.4	11.9	38.0	4.0	
<i>Males</i>	28	63	66	45	128	13	343
<i>Females</i>	19	30	27	15	64	7	162
Mathematics	99	208	182	127	135	145	896
%	11.0	23.2	20.3	14.2	15.1	16.2	
<i>Males</i>	42	100	80	70	63	64	419
<i>Females</i>	57	108	102	57	72	81	477
Physics	38	122	106	40	96	26	428
%	8.9	28.5	24.8	9.3	22.4	6.1	
<i>Males</i>	28	73	65	24	56	17	263
<i>Females</i>	10	49	41	16	40	9	165

Table 5.2 presents the Supplementary Session results by subject of the 2006 cohort candidates only. Again, the overall results are followed by a breakdown by sex. The observations made for the total cohort are replicated here. Overall, the 2006 cohort seems to have performed at par with the other candidates in this session.

Statistical Report (2022): Secondary Education Certificate Examinations

Table 5.2: Supplementary Session Results of the 2006 Cohort

Subject							Registered
	4	5	6	7	U	Abs	
Biology	10	23	21	14	43	3	114
%	8.8	20.2	18.4	12.3	37.7	2.6	
<i>Males</i>	3	6	7	3	10	1	30
<i>Females</i>	7	17	14	11	33	2	84
Chemistry	0	0	1	2	0	1	4
%	0.0	0.0	25.0	50.0	0.0	25.0	
<i>Males</i>	0	0	1	0	0	0	1
<i>Females</i>	0	0	0	2	0	1	3
English Language	16	83	89	42	66	1	297
%	5.4	27.9	30.0	14.1	22.2	0.3	
<i>Males</i>	9	43	59	28	39	0	178
<i>Females</i>	7	40	30	14	27	1	119
Maltese	38	82	85	53	158	8	424
%	9.0	19.3	20.0	12.5	37.3	1.9	
<i>Males</i>	23	55	60	43	105	7	293
<i>Females</i>	15	27	25	10	53	1	131
Mathematics	74	147	144	94	111	83	653
%	11.3	22.5	22.1	14.4	17.0	12.7	
<i>Males</i>	29	82	70	51	54	44	330
<i>Females</i>	45	65	74	43	57	39	323
Physics	37	113	91	37	81	14	373
%	9.9	30.3	24.4	9.9	21.7	3.8	
<i>Males</i>	28	68	57	22	46	11	232
<i>Females</i>	9	45	34	15	35	3	141

Table 5.3 presents the Supplementary Session results in the different subjects for males and females in the different educational sectors. This table makes it possible to observe how candidates from the different sectors performed in the subjects offered for the Supplementary Session.

Statistical Report (2022): Secondary Education Certificate Examinations

Table 5.3: Supplementary Session Results by Subject and Type of School for Papers I and IIB

	4	5	6	7	U	Abs	Total
Biology	12	24	26	16	55	5	138
State Schools - Males	1	1	1	0	2	1	6
State Schools - Females	2	2	5	5	13	2	29
Church Schools – Males	1	1	7	3	6	0	18
Church Schools – Females	5	15	7	6	21	0	54
Independent Schools – Males	0	3	0	1	3	0	7
Independent Schools – Females	0	0	2	0	1	0	3
Post-Secondary Schools – Males	1	0	0	0	0	1	2
Post-Secondary Schools – Females	1	1	1	1	0	0	4
Malta Private Candidates – Males	0	0	0	0	4	0	4
Malta Private Candidates – Females	0	0	3	0	5	1	9
Gozo Schools – Males	1	1	0	0	0	0	2
Gozo Schools – Females	0	0	0	0	0	0	0
Gozo Private Candidates – Males	0	0	0	0	0	0	0
Gozo Private Candidates – Females	0	0	0	0	0	0	0

Chemistry	0	0	1	2	1	1	5
State Schools - Males	0	0	0	0	0	0	0
State Schools - Females	0	0	0	2	0	1	3
Church Schools – Males	0	0	1	0	0	0	1
Church Schools – Females	0	0	0	0	0	0	0
Independent Schools – Males	0	0	0	0	0	0	0
Independent Schools – Females	0	0	0	0	0	0	0
Post-Secondary Schools – Males	0	0	0	0	0	0	0
Post-Secondary Schools – Females	0	0	0	0	0	0	0
Malta Private Candidates – Males	0	0	0	0	1	0	1
Malta Private Candidates – Females	0	0	0	0	0	0	0
Gozo Schools – Males	0	0	0	0	0	0	0
Gozo Schools – Females	0	0	0	0	0	0	0
Gozo Private Candidates – Males	0	0	0	0	0	0	0
Gozo Private Candidates – Females	0	0	0	0	0	0	0

Statistical Report (2022): Secondary Education Certificate Examinations

English Language	18	105	120	57	106	6	412
State Schools - Males	4	21	34	10	33	0	102
State Schools - Females	5	25	20	12	19	0	81
Church Schools – Males	5	17	22	17	8	0	69
Church Schools – Females	2	15	9	0	9	1	36
Independent Schools – Males	0	2	1	0	3	0	6
Independent Schools – Females	0	1	0	0	1	0	2
Post-Secondary Schools – Males	0	2	0	0	2	1	5
Post-Secondary Schools – Females	0	1	0	1	1	0	3
Malta Private Candidates – Males	0	8	14	6	8	1	37
Malta Private Candidates – Females	2	8	15	5	20	3	53
Gozo Schools – Males	0	5	4	4	1	0	14
Gozo Schools – Females	0	0	1	2	1	0	4
Gozo Private Candidates – Males	0	0	0	0	0	0	0
Gozo Private Candidates – Females	0	0	0	0	0	0	0

Maltese	47	93	93	60	192	20	505
State Schools - Males	8	25	27	20	58	5	143
State Schools - Females	7	13	20	6	39	0	85
Church Schools – Males	5	14	26	15	39	2	101
Church Schools – Females	4	7	1	4	12	1	29
Independent Schools – Males	3	7	4	8	7	0	29
Independent Schools – Females	2	5	4	0	3	0	14
Post-Secondary Schools – Males	0	2	3	0	0	1	6
Post-Secondary Schools – Females	0	0	0	1	0	2	3
Malta Private Candidates – Males	3	5	1	1	19	4	33
Malta Private Candidates – Females	3	3	1	3	8	4	22
Gozo Schools – Males	9	10	3	1	5	0	28
Gozo Schools – Females	3	2	1	1	2	0	9
Gozo Private Candidates – Males	0	0	2	0	0	1	3
Gozo Private Candidates – Females	0	0	0	0	0	0	0

Statistical Report (2022): Secondary Education Certificate Examinations

Mathematics	99	208	182	127	135	145	896
State Schools - Males	14	39	35	34	36	29	187
State Schools - Females	19	33	48	32	45	30	207
Church Schools – Males	9	37	27	16	17	14	120
Church Schools – Females	23	28	25	11	11	12	110
Independent Schools – Males	3	5	4	1	3	5	21
Independent Schools – Females	3	7	3	1	1	0	15
Post-Secondary Schools – Males	2	4	2	2	1	1	12
Post-Secondary Schools – Females	4	12	6	1	1	7	31
Malta Private Candidates – Males	9	10	6	15	4	11	55
Malta Private Candidates – Females	4	25	17	11	12	30	99
Gozo Schools – Males	4	5	6	2	2	3	22
Gozo Schools – Females	3	2	2	1	2	1	11
Gozo Private Candidates – Males	1	0	0	0	0	1	2
Gozo Private Candidates – Females	1	1	1	0	0	1	4

Physics	38	122	106	40	96	26	428
State Schools - Males	15	35	26	18	25	6	125
State Schools - Females	6	37	27	10	29	2	111
Church Schools – Males	7	21	31	3	15	4	81
Church Schools – Females	3	7	9	5	4	1	29
Independent Schools – Males	2	7	1	1	7	2	20
Independent Schools – Females	0	3	2	0	0	0	5
Post-Secondary Schools – Males	0	0	1	0	2	0	3
Post-Secondary Schools – Females	0	1	0	0	0	1	2
Malta Private Candidates – Males	0	2	3	1	4	5	15
Malta Private Candidates – Females	0	0	2	0	5	5	12
Gozo Schools – Males	4	8	2	1	3	0	18
Gozo Schools – Females	1	1	1	1	2	0	6
Gozo Private Candidates – Males	0	0	1	0	0	0	1
Gozo Private Candidates – Females	0	0	0	0	0	0	0

Statistical Report (2022): Secondary Education Certificate Examinations

Table 5.4 provides information on the outcome of the requests for Revision of Papers following the Supplementary Session. There were no upgrades out of a total of 26 requests.

Table 5.4: Supplementary Session Results of Revision of Papers

	Registrations	Requests	Upgrades
Biology	138	1	0
Chemistry	5	0	0
English Language	412	4	0
Maltese	505	12	0
Mathematics	896	9	0
Physics	428	0	0

Table 5.5 brings together information from the Main and Supplementary examination sessions. In this table it is possible to observe how many of the candidates who obtained Grades 6, 7, or U or were absent in Main Session registered for the limited range of examinations in the Supplementary Session. It is also possible to identify the grades obtained in the Supplementary Session compared with that of the Main Session. Table 5.6 shows the same information but for the 2006 cohort.

Table 5.5 shows that when considering the three larger entry subjects, English Language, Maltese, and Mathematics, around 35% of the eligible candidates (i.e. those who had obtained Grades 6, 7, U or were absent in the Main Session) registered for the Supplementary Session. Overall, percentages of eligible applicants are highest for students who obtained Grade 6 (55.0%), lower for those who obtained Grade 7 (49.3%) and even lower for those who obtained Grade U (33.8%) or were absent (5.6%). These percentages are higher than 2021. Patterns are repeated for the 2006 cohort, but 16-year-olds who did not obtain Grades 1-5 were more likely to register for the Supplementary Session. This is shown in Figure 5.i. Another interesting observation is the relatively high incidence of absences for Mathematics. This is probably because Mathematics is the only subject in this list with no additional component to the written papers as are the oral examinations in language subjects and coursework in the science subjects.

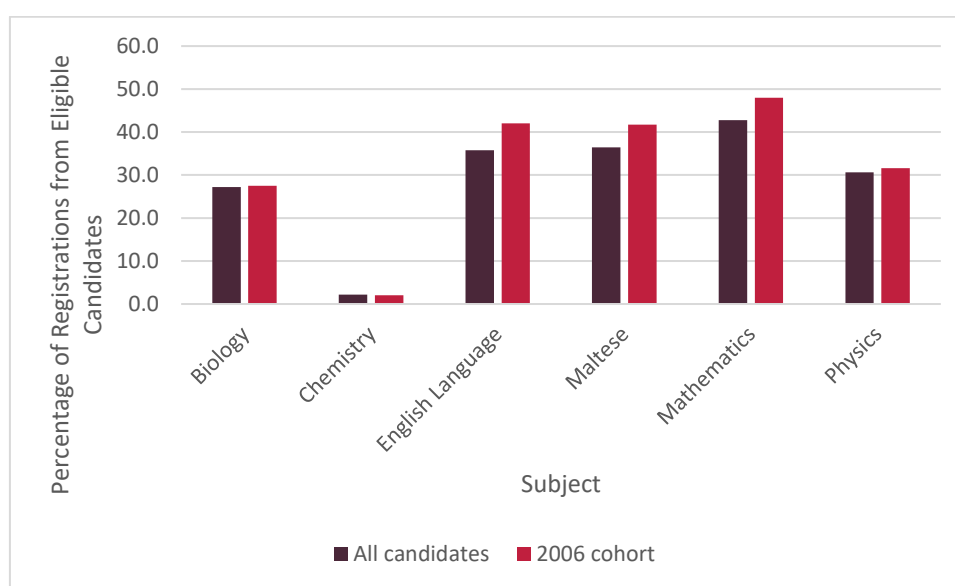


Figure 5.i: Percentage of Eligible Candidates Registering for the Supplementary Session, by Subject

Statistical Report (2022): Secondary Education Certificate Examinations

Table 5.5: Review of Grades: Main and Supplementary Sessions 2022

Grade in Main Session	Number of Candidates	Applied from Eligible	Percentage from Eligible	Grade in Supplementary Session					
				4	5	6	7	U	Abs
BIOLOGY									
6	54	17	31.5	3	8	3	1	2	0
7	55	18	32.7	1	3	7	2	5	0
U	346	102	29.5	8	13	16	13	47	5
Abs	49	0	0.0	0	0	0	0	0	0
Total	504	137	27.2	12	24	26	16	54	5
CHEMISTRY									
6	26	0	0.0	0	0	0	0	0	0
7	23	0	0.0	0	0	0	0	0	0
U	157	4	2.5	0	0	1	2	0	1
Abs	25	1	4.0	0	0	0	0	1	0
Total	231	5	2.2	0	0	1	2	1	1
ENGLISH LANGUAGE									
6	248	126	50.8	0	51	45	4	26	0
7	168	80	47.6	0	9	31	28	12	0
U	478	187	39.1	17	41	41	24	64	0
Abs	225	7	3.1	0	0	0	0	3	4
Total	1119	400	35.7	17	101	117	56	105	4
MALTESE									
6	236	143	60.6	24	43	32	14	28	2
7	195	98	50.3	7	18	23	16	34	0
U	676	244	36.1	15	31	38	29	126	5
Abs	250	9	3.6	0	0	0	0	0	9
Total	1357	494	36.4	46	92	93	59	188	16
MATHEMATICS									
6	385	267	69.4	71	118	43	8	1	26
7	344	207	60.2	6	49	79	38	5	30
U	878	361	41.1	14	27	54	76	123	67
Abs	417	30	7.2	4	3	3	4	3	13
Total	2024	865	42.7	95	197	179	126	132	136
PHYSICS									
6	245	104	42.4	15	59	19	0	11	0
7	161	63	39.1	0	10	38	5	9	1
U	834	240	28.8	23	52	48	33	74	10
Abs	137	15	10.9	0	1	1	2	1	10
Total	1377	422	30.6	38	122	106	40	95	21
TOTAL									
6	1194	657	55.0	113	279	142	27	68	28
7	946	466	49.3	14	89	178	89	65	31
U	3369	1138	33.8	77	164	198	177	434	88
Abs	1103	62	5.6	4	4	4	6	8	36
Total	6612	2323	35.1	208	536	522	299	575	183

* Candidates could only register for one of Biology, Chemistry or Physics and only if they had not obtained Grade 5 or higher in any of the three subjects in the Main Session.

Statistical Report (2022): Secondary Education Certificate Examinations

Table 5.6: Review of Grades: Main and Supplementary Sessions 2022 (2006 cohort)

Grade in Main Session	Number of Candidates	Applied for Supplementary Session	Percentage from Eligible	Grade in Supplementary Session					
				4	5	6	7	U	Abs
BIOLOGY									
6	48	16	33.3	2	8	3	1	2	0
7	48	13	27.1	1	2	5	2	3	0
U	295	85	28.8	7	13	13	11	38	3
Abs	23	0	0.0	0	0	0	0	0	0
Total	414	114	27.5	10	23	21	14	43	3
CHEMISTRY									
6	23	0	0.0	0	0	0	0	0	0
7	22	0	0.0	0	0	0	0	0	0
U	135	4	3.0	0	0	1	2	0	1
Abs	14	0	0.0	0	0	0	0	0	0
Total	194	4	2.1	0	0	1	2	0	1
ENGLISH LANGUAGE									
6	173	85	49.1	0	37	29	2	17	0
7	122	64	52.5	0	9	25	22	8	0
U	331	146	44.1	16	37	35	18	40	0
Abs	81	2	2.5	0	0	0	0	1	1
Total	707	297	42.0	16	83	89	42	66	1
MALTESE									
6	205	127	62.0	20	38	30	13	24	2
7	164	86	52.4	6	17	21	15	27	0
U	551	207	37.6	12	27	34	25	107	2
Abs	97	4	4.1	0	0	0	0	0	4
Total	1017	424	41.7	38	82	85	53	158	8
MATHEMATICS									
6	279	193	69.2	54	88	30	5	0	16
7	249	157	63.1	5	38	64	28	4	18
U	677	291	43.0	12	21	48	61	106	43
Abs	151	10	6.6	3	0	1	0	1	5
Total	1356	651	48.0	74	147	143	94	111	82
PHYSICS									
6	229	97	42.4	15	55	18	0	9	0
7	141	55	39.0	0	9	33	4	9	0
U	725	212	29.2	22	49	39	31	63	8
Abs	86	9	10.5	0	0	1	2	0	6
Total	1181	373	31.6	37	113	91	37	81	14
TOTAL									
6	957	518	54.1	91	226	110	21	52	18
7	746	375	50.3	12	75	148	71	51	18
U	2714	945	34.8	69	147	170	148	354	57
Abs	452	25	5.5	3	0	2	2	2	16
Total	4869	1863	38.3	175	448	430	242	459	109

* Candidates could only register for one of Biology, Chemistry or Physics and only if they had not obtained Grade 5 or higher in any of the three subjects in the Main Session.

Statistical Report (2022): Secondary Education Certificate Examinations

The number of candidates who managed to upgrade their grades in the Supplementary Session varied across the different subjects. The percentages of candidates from those who applied for the Supplementary Session who managed to obtain Grades 4 or 5 in descending order were the following: Physics (37.9%), Mathematics (33.8%), English Language (29.5%), Maltese (27.9%) and Biology (26.3%). No candidate obtained a better grade in Chemistry. For the 2006 cohort, these percentages were higher for all subjects, namely, for English Language (+3.8%), Biology (+2.7%), Physics (+2.3%), Maltese (+0.4%) and Mathematics (+0.2%). One should keep in mind that very few candidates register for Chemistry in this session. This is shown in Figure 5.ii.

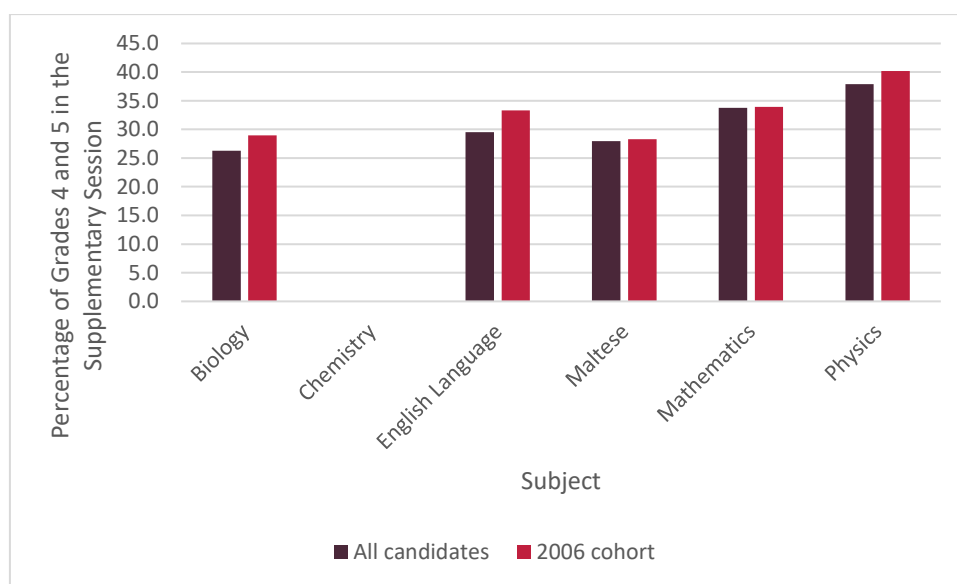


Figure 5.ii: Percentage of Candidates from Supplementary Session Registrations obtaining Grades 4 and 5, by Subject

Table 5.7 shows the results obtained by candidates who sat for one or more assessments in the Supplementary Session but who did not register for any assessment/s in Main Session of 2022. When compared to 2021 (103 candidates), much fewer candidates registered for an assessment in the Supplementary Session without sitting for the assessment in the Main Session of that year. To be able to register for the Supplementary Session, these candidates must have sat the assessment in a preceding Main Session and failed to obtain Grade 5 or better in any previous session.

Table 5.7: Review of Grades: Supplementary Session 2022 (Candidates who did not sit for examinations in Main Session 2022)

	Register	Grade in Supplementary Session					
		4	5	6	7	U	Abs
Biology	1	0	0	0	0	1	0
Chemistry	0	0	0	0	0	0	0
English Language	11	1	4	2	1	1	2
Maltese	11	1	1	0	1	4	4
Mathematics	27	4	9	2	1	3	8
Physics	6	0	0	0	0	1	5
Total	56	6	14	4	3	10	19

Statistical Report (2022): Secondary Education Certificate Examinations

Table 5.8 shows the information about the synoptic assessments for vocational subjects. For most subjects and units there were no registrations. Where there were registrations, these made up a small percentage of those eligible to apply. Unit 1 of these candidates was held in the year 2019-20 when no synoptic examinations took place as a COVID-19 mitigation measure. A total of 44 candidates qualified for a pass in that unit following one or more synoptic assessments.

Table 5.8: Results for Vocational Subjects Synoptic Assessment

Subject	Unit	Eligible to apply	1st Sits	2nd Sits	Pass
Agribusiness	1	---	---	---	---
	2	10	0	1	2
	3	0	0	0	0
Engineering Technology	1	---	---	---	---
	2	42	0	5	10
	3	2	0	0	1
Information Technology	1	---	---	---	---
	2	54	3	12	13
	3	4	0	1	1
Health and Social Care	1	---	---	---	---
	2	33	0	3	15
	3	3	0	1	2
Hospitality	1	---	---	---	---
	2	62	1	7	25
	3	1	0	0	1
Media Literacy	1	---	---	---	---
	2	16	0	3	8
	3	5	0	2	2
Hairdressing and Beauty	1	---	---	---	---
	2	26	0	2	5
	3	0	0	0	0
Fashion and Textiles	1	---	---	---	---
	2	10	0	0	3
	3	0	0	0	0
Retail	1	---	---	---	---
	2	20	2	6	4
	3	0	0	0	0

6. PASSES IN 2022

This chapter brings together the statistics of the Main and Supplementary sessions to provide information relating to the whole year. Table 6.1 shows how many candidates obtained passing grades in the different SEC subjects in 2022, when considering overall passes (Grades 1-7) as well as passes that qualify candidates for Form VI (Grades 1-5). Note that this table takes into consideration the results for both Main and Supplementary sessions. The subjects offered in the Supplementary Session are marked in bold.

When overall passes (Grades 1 to 7) are considered, the mean pass rate was 73.3%. Table 6.1 shows that when overall passes (Grades 1-7) are considered, the pass rate in different subjects was as shown below. There was no one who had a pass rate of 90% or more. One should note that certain subjects, such as Commerce, Classical Culture and Civilisation, and Latin are subjects with a few registrations.

Pass Rate	
80-89%	Computing, English Language, French, German, Health and Social Care, Information Technology, Physical Education,
70-79%	Arabic, Art, Chemistry, Engineering Technology, English Literature, Environmental Studies, European Studies, Graphical Communication, Home Economics, Hospitality, Italian, Media Literacy, Religious Knowledge, Russian,
60-69%	Accounting, Biology, Business Studies, Design and Technology, Economics, Ethics, Hairdressing and Beauty, Mathematics, Music, Physics, Retail,
50-59%	Agribusiness, Fashion and Design, Geography, History,
<50%	Classical Culture, Commerce, Latin.

When passes Grades 1 to 5 are considered, the mean pass rate was 62.8%. When passes with Grades 1-5 are considered, the pass rate in the various subjects was as shown below. There were no subjects with pass rates of 80% or more.

Pass Rate	
70-79%	Computing, English Language, European Studies, French, German, Graphical Communication, Information Technology, Physical Education,
60-69%	Accounting, Arabic, Art, Biology, Chemistry, Engineering Technology, English Literature, Environmental Studies, Health and Social Care, Home Economics, Hospitality, Media Literacy, Music, Religious Knowledge,
50-59%	Design and Technology, Economics, Ethics, Italian, Mathematics, Physics,
<50%	Agribusiness, Business Studies, Classical Culture, Commerce, Fashion and Design, Geography, Hairdressing and Beauty, History, Latin.

Table 6.2 presents the same information as Table 6.1 but for the candidates who turned sixteen in 2022 only. This table shows the percentage passes in relation to the number of 16-year-old candidates who sat for the examination in this year as well as the percentage passes in relation to the age cohort. Therefore, by means of this table it is possible to see what proportion of 16-year-olds finish with certification in the different subjects at the end of compulsory schooling.

Statistical Report (2022): Secondary Education Certificate Examinations

Table 6.1: SEC Passes in 2022

	Registrations	Passes: Grades 1-7		Passes: Grades 1-5	
		N	%	N	%
Accounting	764	509	66.6	466	61.0
Agribusiness	24	13	54.2	7	29.2
Arabic	55	41	74.5	36	65.5
Art	466	330	70.8	297	63.7
Biology	1273	870	68.3	768	60.3
Business Studies	186	112	60.2	87	46.8
Chemistry	681	499	73.3	450	66.1
Classical Culture	6	1	16.7	1	16.7
Commerce	7	3	42.9	3	42.9
Computing	639	528	82.6	490	76.7
Design and Technology	290	199	68.6	165	56.9
Economics	202	136	67.3	120	59.4
Engineering Technology	172	129	75.0	108	62.8
English Language	4238	3495	82.5	3113	73.5
English Literature	2654	1969	74.2	1721	64.8
Environmental Studies	2102	1543	73.4	1286	61.2
Ethics	427	271	63.5	244	57.1
European Studies	86	64	74.4	63	73.3
Fashion and Design	43	25	58.1	21	48.8
French	888	733	82.5	644	72.5
Geography	206	110	53.4	101	49.0
German	540	451	83.5	404	74.8
Graphical Communication	410	316	77.1	289	70.5
Hairdressing and Beauty	121	73	60.3	56	46.3
Health and Social Care	236	191	80.9	160	67.8
History	225	112	49.8	100	44.4
Home Economics	449	351	78.2	273	60.8
Hospitality	273	216	79.1	188	68.9
Information Technology	301	251	83.4	217	72.1
Italian	1630	1233	75.6	946	58.0
Latin	1	0	0.0	0	0.0
Maltese	3824	2826	73.9	2458	64.3
Mathematics	4363	2997	68.7	2326	53.3
Media Literacy	199	148	74.4	130	65.3
Music	37	24	64.9	24	64.9
Physical Education	486	402	82.7	340	70.0
Physics	3162	2164	68.4	1779	56.3
Religious Knowledge	2932	2070	70.6	1769	60.3
Retail	61	38	62.3	19	31.1
Russian	33	26	78.8	23	69.7
Social Studies	530	360	67.9	313	59.1
Spanish	519	385	74.2	336	64.7

Statistical Report (2022): Secondary Education Certificate Examinations

Table 6.2: SEC Passes 2022 of the 2006 Cohort

	Registrations	Passes: Grades 1-7			Passes: Grades 1-5		
		N	%	% cohort*	N	%	% cohort*
Accounting	657	464	70.6	11.1	425	64.7	10.2
Agribusiness	24	13	54.2	0.3	7	29.2	0.2
Arabic	31	28	90.3	0.7	26	83.9	0.6
Art	414	302	72.9	7.2	275	66.4	6.6
Biology	1144	820	71.7	19.7	729	63.7	17.5
Business Studies	158	103	65.2	2.5	80	50.6	1.9
Chemistry	627	478	76.2	11.5	433	69.1	10.4
Classical Culture	4	1	25.0	0.0	1	25.0	0.0
Commerce	5	2	40.0	0.0	2	40.0	0.0
Computing	596	510	85.6	12.2	476	79.9	11.4
Design and Technology	277	195	70.4	4.7	164	59.2	3.9
Economics	189	133	70.4	3.2	117	61.9	2.8
Engineering Technology	165	125	75.8	3.0	105	63.6	2.5
English Language	3552	3104	87.4	74.5	2834	79.8	68.0
English Literature	2520	1914	76.0	45.9	1677	66.5	40.2
Environmental Studies	1987	1480	74.5	35.5	1245	62.7	29.9
Ethics	355	246	69.3	5.9	225	63.4	5.4
European Studies	78	61	78.2	1.5	60	76.9	1.4
Fashion and Design	40	25	62.5	0.6	21	52.5	0.5
French	834	700	83.9	16.8	614	73.6	14.7
Geography	180	102	56.7	2.4	93	51.7	2.2
German	503	422	83.9	10.1	381	75.7	9.1
Graphical Communication	393	306	77.9	7.3	281	71.5	6.7
Hairdressing and Beauty	118	72	61.0	1.7	56	47.5	1.3
Health and Social Care	229	187	81.7	4.5	156	68.1	3.7
History	197	106	53.8	2.5	96	48.7	2.3
Home Economics	396	330	83.3	7.9	263	66.4	6.3
Hospitality	255	204	80.0	4.9	180	70.6	4.3
Information Technology	287	240	83.6	5.8	208	72.5	5.0
Italian	1500	1166	77.7	28.0	889	59.3	21.3
Media Literacy	194	144	74.2	3.5	127	65.5	3.0
Maltese	3336	2624	78.7	62.9	2308	69.2	55.4
Mathematics	3536	2643	74.7	63.4	2152	60.9	51.6
Media Literacy	194	144	74.2	3.5	127	65.5	3.0
Music	34	23	67.6	0.6	23	67.6	0.6
Physical Education	440	371	84.3	8.9	321	73.0	7.7
Physics	2911	2076	71.3	49.8	1724	59.2	41.4
Religious Knowledge	2778	2005	72.2	48.1	1730	62.3	41.5
Retail	59	36	61.0	0.9	17	28.8	0.4
Russian	25	20	80.0	0.5	17	68.0	0.4
Social Studies	463	334	72.1	8.0	297	64.1	7.1
Spanish	433	328	75.8	7.9	283	65.4	6.8

* Number of 14-year-olds residing in Malta in 2020, i.e. 4,246 (NSO, 2021)

Statistical Report (2022): Secondary Education Certificate Examinations

This table shows that more than half of the 16-year-olds residing in Malta were awarded certification with Grades 1 to 7 in the following basic subjects: English Language (77.6%), Mathematics (67.8%), Maltese (66.6%) and Physics (53.7%). More than half of the 16-year-olds were awarded certification with Grades 1 to 5 in the following subjects: English Language (70.4%), Maltese (58.2%), and Mathematics (56.9%). The proportions for the other subjects varied for several factors, including the subject options chosen by the candidates at school.

Table 6.3 below provides information on the number of subject passes obtained by the 2006 cohort after the 2022 examination sessions. Two ranges of grades are given as passes: Grades 1 to 7, which are overall passes, and Grades 1 to 5, which are the required passes for entry into sixth form.

Table 6.3: Number of Passes of the 2006 Cohort after the 2022 Examination Sessions

Number of Passes	Grades 1 – 7				Grades 1 – 5			
	Males	Females	Total	Cumulative Percentage	Males	Females	Total	Cumulative Percentage
13	0	2	2	0.1	0	2	2	0.1
12	8	11	19	0.6	8	8	16	0.5
11	43	133	176	5.4	40	120	160	4.9
10	317	414	731	25.4	250	363	613	21.6
9	298	310	608	42.0	241	249	490	35.1
8	203	201	404	53.1	139	165	304	43.4
7	170	139	309	61.5	137	128	265	50.6
6	136	106	242	68.2	120	105	225	56.8
5	111	67	178	73.0	105	81	186	61.9
4	89	95	184	78.1	102	83	185	66.9
3	81	74	155	82.3	111	93	204	72.5
2	104	65	169	86.9	112	92	204	78.1
1	129	66	195	92.3	171	102	273	85.6
0	158	124	282	100.0	311	216	527	100.0

Table 6.3 shows that both for passes with Grades 1 to 7 and Grades 1 to 5, passes in ten subjects was the most common category. Overall, 42.3% of the 2006 cohort who sat for SEC examinations in the Main Session gained passes in nine subjects or more when passes are taken to include Grades 1 to 7. Moreover, 35.1% of the same cohort gained passes in nine subjects or more when passes are taken to include Grades 1 to 5. These values are similar to the 2022 Supplementary Session, that is, 42.0% and 35.1% respectively. On the other hand, 19.3% of the 2006 cohort candidates obtained three or less passes (Grades 1 to 7). This value increased by just 0.3% after the 2022 Supplementary Session.

Early school leavers are those individuals aged between 18 and 24 who are no longer in education or training and have not obtained at least five SEC passes (NSO, 2013). Malta's target is to reach a rate of early school leavers which does not exceed 10% by 2025 (Office of the Permanent Secretary Ministry of Education and Employment, 2012). The data provided in Table 6.3 shows that after the 2022 SEC examinations 2,669 16-year-olds are already excluded from becoming early school leavers as they have five or more SEC passes. Thus, considering only SEC results of 2022, 36% of the children residing in Malta who turned 16 years-olds in 2022 have the possibility to be considered as early school leavers if they do not participate in further education or training.

Statistical Report (2022): Secondary Education Certificate Examinations

School sector differences are noticeable when it comes to number of passes. While 30.8% of state school candidates obtained passes in at least 9 SEC subjects (Grades 1-7), the percentages for church and independent school candidates are much higher, standing at 54.4% and 59.8% respectively. Moreover, 38.3% of state school candidates obtained passes in four or less, thus risking becoming classified as early school leavers if they do not pursue education or training. The percentage of candidates obtaining four or less passes is much smaller for church and independent schools, standing at 17.4% and 6.2% respectively. These differences are summarised in the figure that follows, suggesting that while church and independent school candidates perform on a comparable level, state school candidates lag behind. The group Gozo schools includes schools from the three educational sectors.

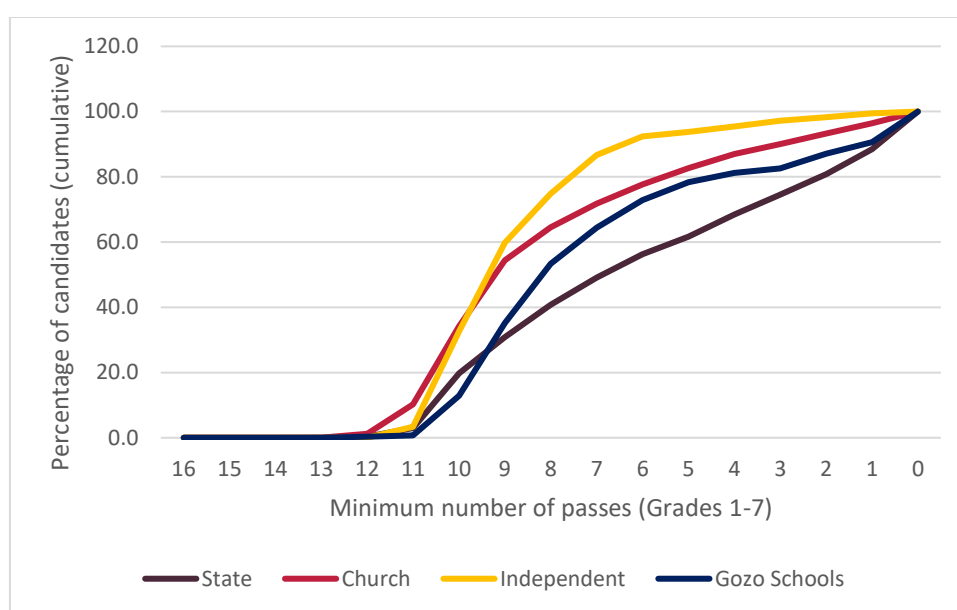


Figure 6.i: Percentage of Candidates with minimum number of SEC passes, by sector

Tables 6.4 and 6.5 below present the results of the analysis carried out in order to identify the proportion of the 2006 cohort who obtained the required passes for entry into sixth form for further study after the 2022 SEC examination sessions. Data for the 2006 cohort are also given to indicate how many of the 17-year-olds candidates obtained the required passes for entry into sixth form in 2022. Possibly, these students had finished secondary school the year before, or had repeated a year or for some other reason were still in Year 11 (form V) during 2021-2022.

Table 6.4: Number of Candidates with six Passes* (Grades 1-5) – Main Session 2022

Cohort	Males	Females	Total
2006	753	871	1624
2005	8	9	17

*

(1) The Three Basic Subjects: English Language, Maltese, and Mathematics.

(2) One Science from the following: Biology, Chemistry or Physics.

(3) Another Two Subjects.

Statistical Report (2022): Secondary Education Certificate Examinations

The data in Table 6.4 shows that following the SEC 2022 Main Session, 39.3% of the children (34.9% males and 44.2% of females) who turned 16 years in 2022 obtained the passes in the required subjects and were therefore eligible for entry into Form VI. If comparing with previous reports, one should note that on using the previous method of calculating against live births this value would have been 46.2% (41.2% of males and 51.9% of females).

Table 6.5: Number of Candidates with six Passes (Grades 1-5) – Supplementary Session 2022*

Cohort	Males	Females	Total
2006	13	3	16
2005	3	0	3

*

- (1) The Three Basic Subjects: English Language, Maltese, and Mathematics.
- (2) One Science from the following: Biology, Chemistry or Physics.
- (3) Another Two Subjects.

The data in Table 6.5 determines that following the SEC 2022 Supplementary Session, 0.4% of children who turned 16 years old in 2022 obtained the passes in the required subjects and were therefore eligible for entry into Form VI. In particular, 0.6% of males and 0.2% of females who turned 16 years old obtained the necessary passes at the end of the secondary education that qualified them for entry into Form VI for further studies by means of the supplementary session. If the previous scale of live births was used, 0.5% of the population born in 2006 (0.7% of males and 0.2% of females) obtained the necessary passes by means of the supplementary session.

Table 6.6 combines the previous two tables to show how many candidates from the 2006 cohort obtained the required passes for entry into Form VI in 2022. Data for the 2005 cohort are also given to indicate how many of the 17-year-olds obtained the required passes for entry into Form VI in the same year.

Table 6.6: Candidates with six Passes (Grades 1-5) – Sessions of 2022*

Cohort	Males	Females	Total
2006	766	874	1640
2005	11	9	20

*

- (1) The Three Basic Subjects: English Language, Maltese, and Mathematics.
- (2) One Science from the following: Biology, Chemistry or Physics.
- (3) Another Two Subjects.

7. GENERAL STATISTICS

The section brings together some of the salient observations made in this statistical report and compares them to those in statistical reports for the previous years. This makes it possible for one to observe possible trends along the years.

Some parts will compare statistics of 16-year-old candidates with the number of 16-year-olds residing in Malta to make conclusions about this cohort. It should be noted that it is hard to compare these tables to those in previous reports because, for reasons discussed earlier, the way of estimating the total population of 16-year-olds has changed as from this year's statistical report. For comparison, past values are worked out using this same statistic (as published yearly in the World Population Day report by NSO) and might not match the values presented in the actual reports of those years.

Table 7.1 shows the numbers of candidates registering for SEC examinations from 1994 to present. This same information is plotted in Figure 7.i.

Table 7.1: Registrations 1994-2022

Year	Total	Males	Females
1994	5278	2440	2838
1995	5803	2686	3117
1996	6009	2733	3276
1997	6835	3145	3690
1998	7303	3386	3917
1999	7754	3559	4195
2000	7962	3660	4302
2001	7628	3568	4060
2002	7978	3832	4146
2003	7764	3584	4180
2004	7861	3560	4301
2005	8038	3664	4374
2006	7983	3727	4256
2007	7942	3617	4325
2008	7879	3633	4246
2009	7378	3424	3954
2010	7492	3535	3957
2011	7177	3342	3835
2012	7295	3390	3905
2013	6694	3181	3513
2014	6599	3056	3543
2015	5878	2727	3151
2016	5830	2619	3211
2017	5497	2521	2975
2018	5145	2403	2742
2019	5475	2459	3016
2020	5225	2403	2822
2021	5017	2321	2696
2022	5152	2425	2727

Statistical Report (2022): Secondary Education Certificate Examinations

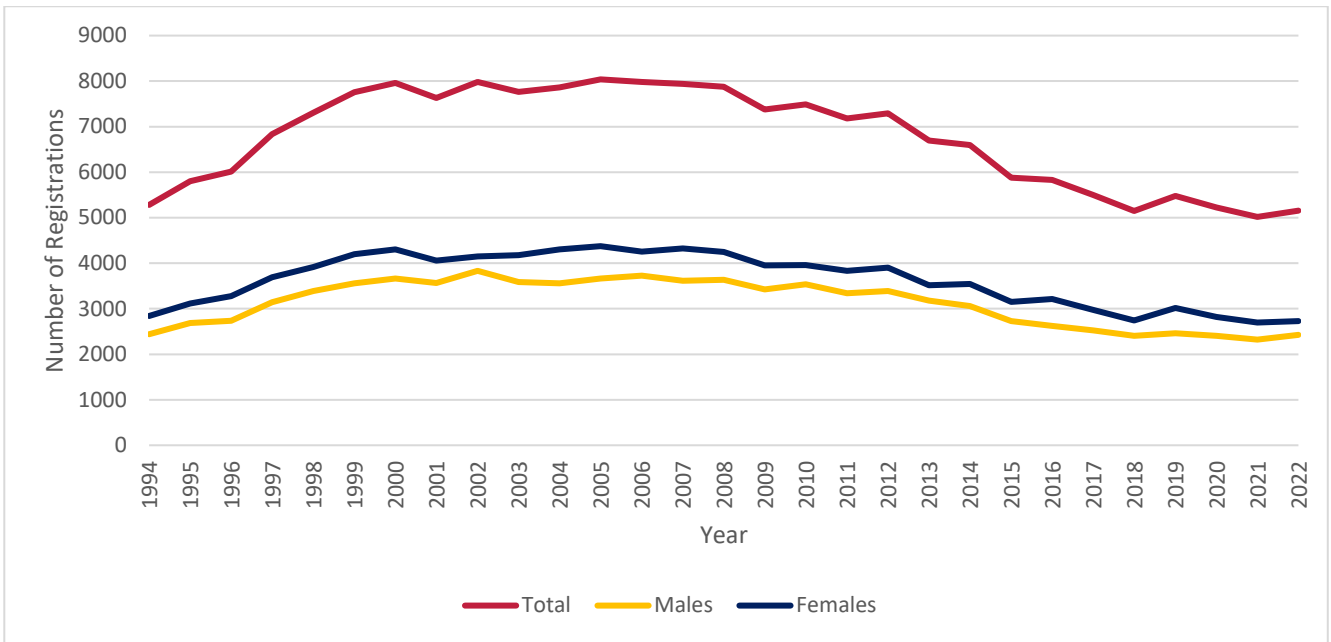


Figure 7.i: Registrations, by year of examination

Figure 7.i shows that, in general, the total number of SEC registrations had been decreasing since 2005. However, the number of registrations slightly increased in 2022. Figure 7.ii also shows that the percentage of 16-year-olds, when calculated using the annual estimate of the population of 16-year-olds residing in Malta, is following a gradual increase in registrations. Once again, a leap in registrations is noted in 2022. This figure suggests that SEC has reached and surpassed its original target of attracting 80% of the population (marked).

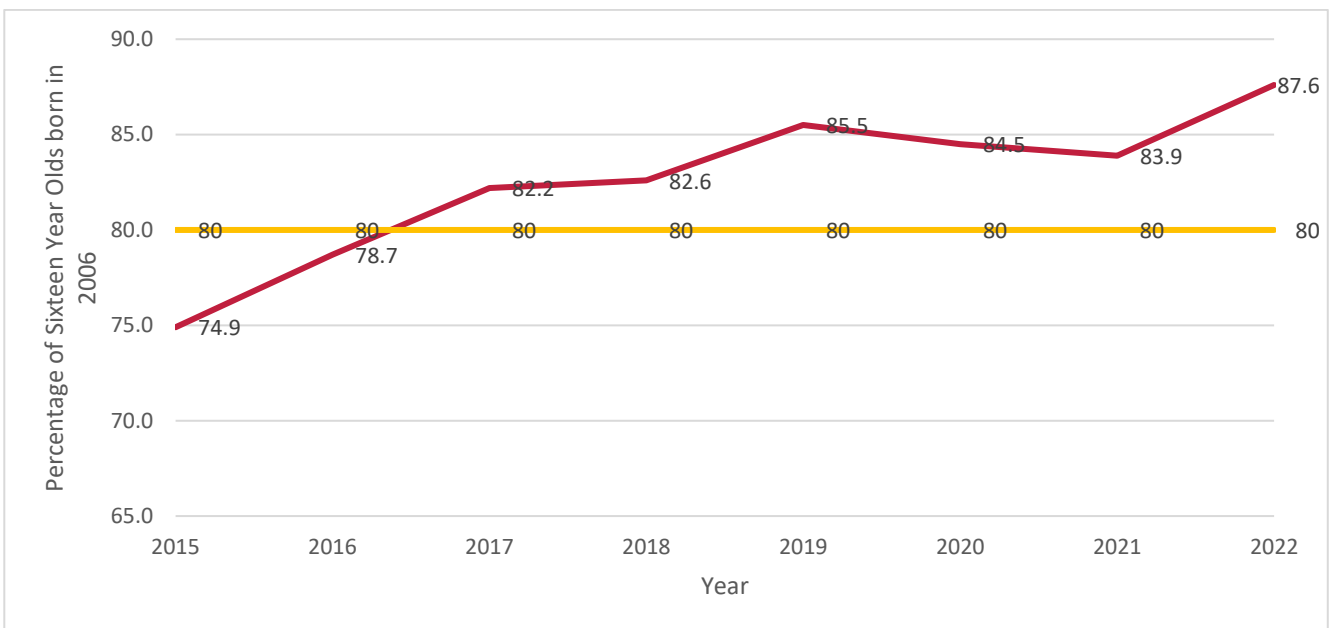


Figure 7.ii: Percentage of 16-year-olds applying for SEC, by year of examination

Statistical Report (2022): Secondary Education Certificate Examinations

Although the number of candidates sitting for examinations has been decreasing, the number of centres and invigilation staff used for examinations has been following the opposite trend. This is due to several factors more recently the social distancing necessitated by COVID-19 and the state’s proposal to have candidates attend examinations in the schools in which they used to study. The number of centres has increased to 36 from 19 in 2015, while invigilation staff has increased to 1,136 in 2022 from 500 in 2015. This is shown in Figures 7.iii and iv.

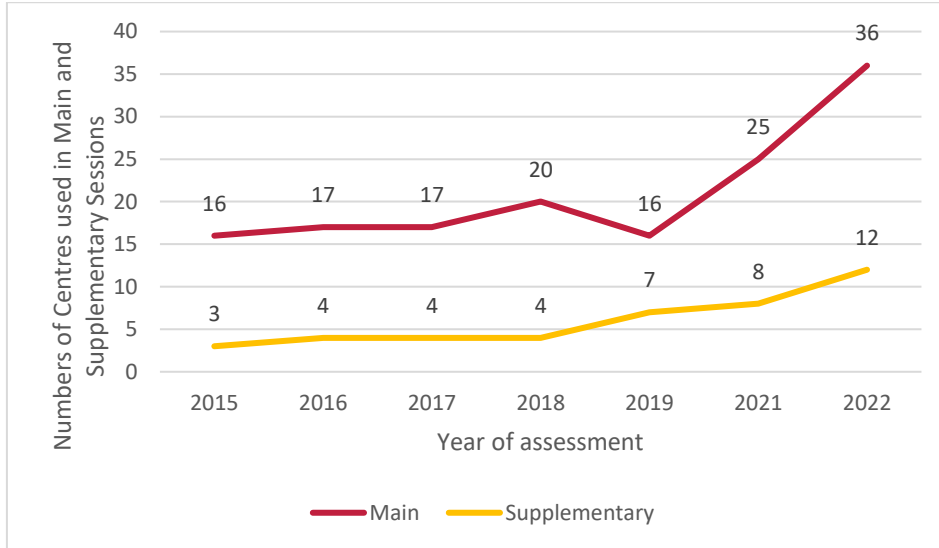


Figure 7.iii: Number of Centres used in the Main and Supplementary Sessions, by Year of Assessment

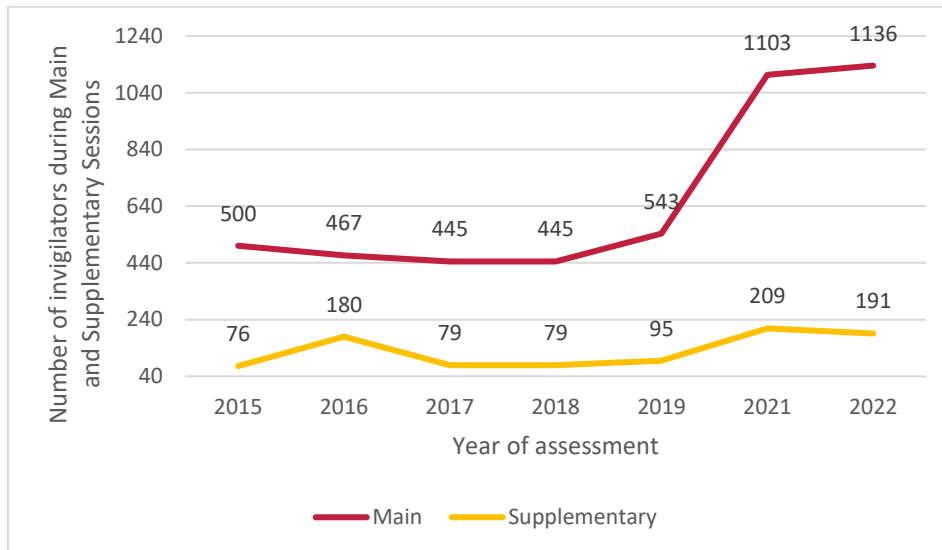


Figure 7.iv: Number of Invigilation Staff used in the Main and Supplementary Sessions, by Year of Assessment

Figure 7.v below shows that, while the percentage of 16-year-olds registering for the three science subjects (chemistry, biology, and physics) had increased from 2015 till 2021, especially amongst female candidates, there was an evident decrease in 2022. As noted earlier, sector differences in this regard are large as while 20.7% and 15.8%% of independent and church school candidates registered for the three science subjects in 2022, only 9.1% of state school candidates did so.

Statistical Report (2022): Secondary Education Certificate Examinations

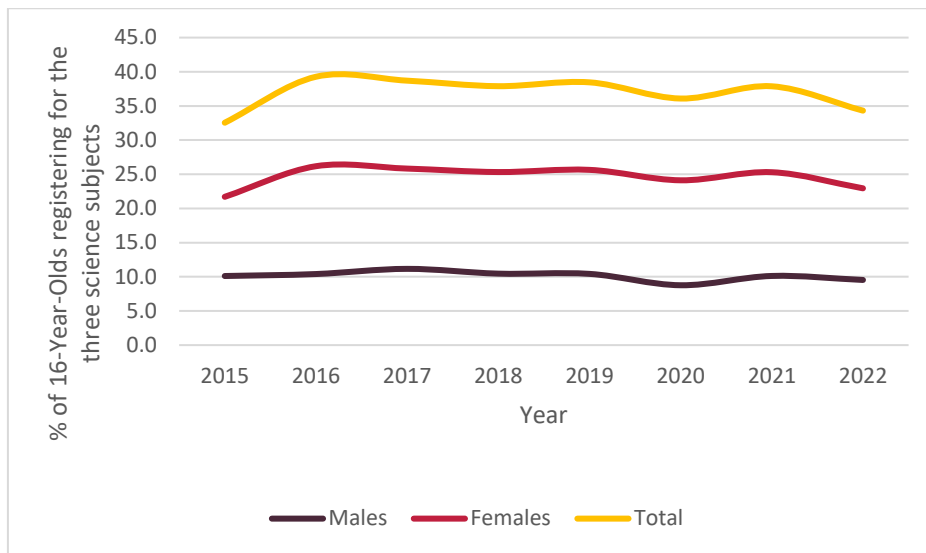


Figure 7.v: Percentage of 16-year-olds registering for three science subjects, by year of examination

Figure 7.vi shows the trend in the percentage of 16-year-old candidates registering for language subjects. The figure shows that the percentage of these candidates registering for one language subject has been generally increasing along the years. This year, 71.6% of registered candidates opted for one foreign language subject. This equals to 62.8% of the 16-year-old population. The percentage of 16-year-olds registering for two language subjects is seen to have slightly declined along the years along with those (not shown) of candidates sitting for more than two foreign language subjects. Sector differences are, again, well-pronounced. For instance, while 11.9% of church school candidates applied for no foreign language subject, 26.6% and 19.9% of state and independent school candidates did so. Moreover, while 19.2% of church school candidates registered for two foreign language subjects, only 11.6%, 6.9%, and 4.6% of independent, Gozo, and state schools did so respectively.

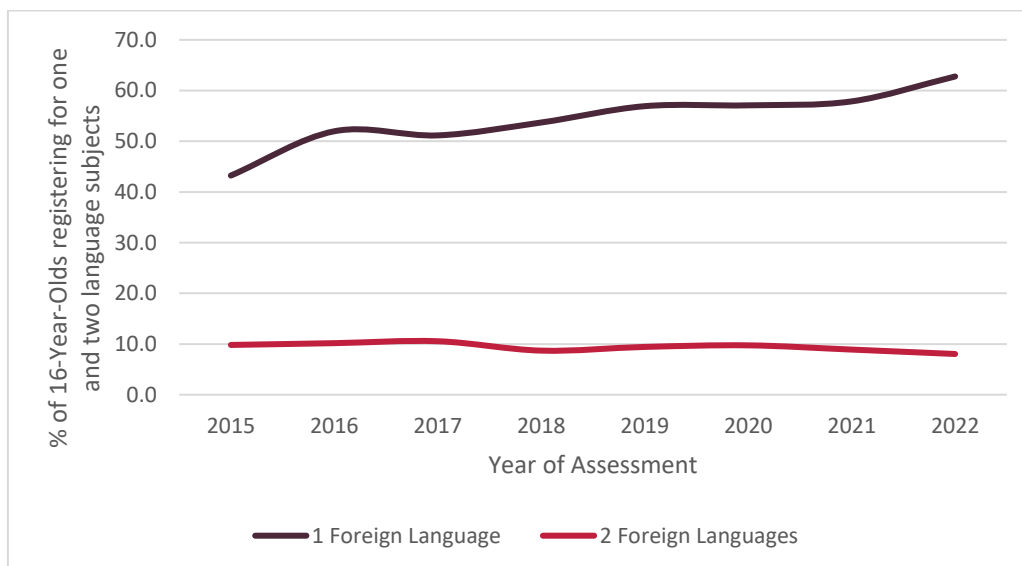


Figure 7.vi: Percentage of 16-year-olds registering for one and two language subjects, by year of examination

Figure 7.vii is being added in this year's statistical report to show the percentage of 16-year-olds registering for at least one SEC vocational subject. As opposed to the trend noted for science and

Statistical Report (2022): Secondary Education Certificate Examinations

language subject, the percentage of candidates opting for vocational subjects is steadily increasing. While 532 candidates (12.9% of population) opted for vocational subjects in 2015, 1,244 candidates (29.8% of population) did so in 2022.

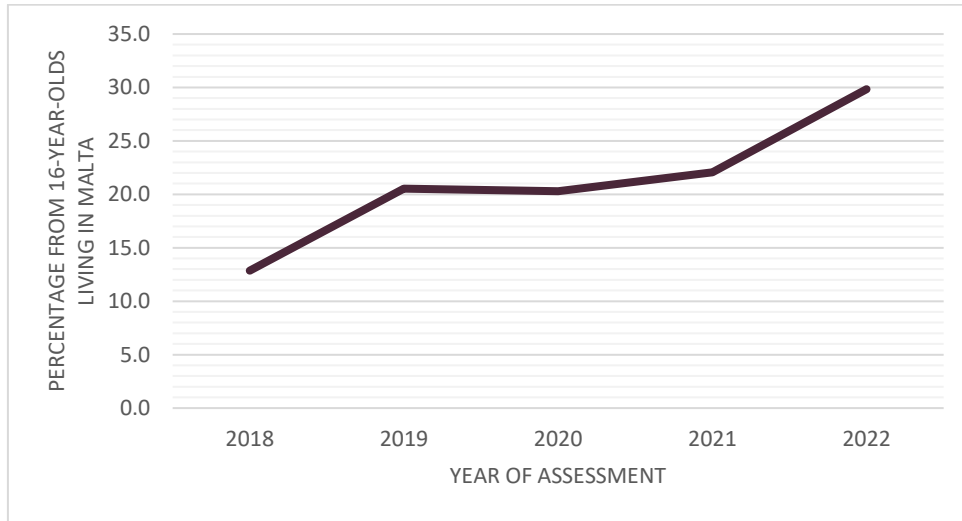


Figure 7.vii: Percentage of 16-year-olds registering for one or more vocational subjects, by year of examination

The following figure is a combination of the previous three. It shows the percentage of candidates registering for three science, two or more foreign language, and one or more vocational subjects, by year of examination. The increase in uptake of vocational subjects is accompanied by a decrease in candidates registering for other subject areas, especially noticeable between 2021 and 2022. The increase in candidates registering for vocational subjects is not wholly accounted for by the small relatively small decreases in the other subject areas shown below most probably because there are other SEC subjects not included here. It should be noted that there are three science, six foreign language, and nine vocational subjects offered at SEC level along with 26 other subjects.

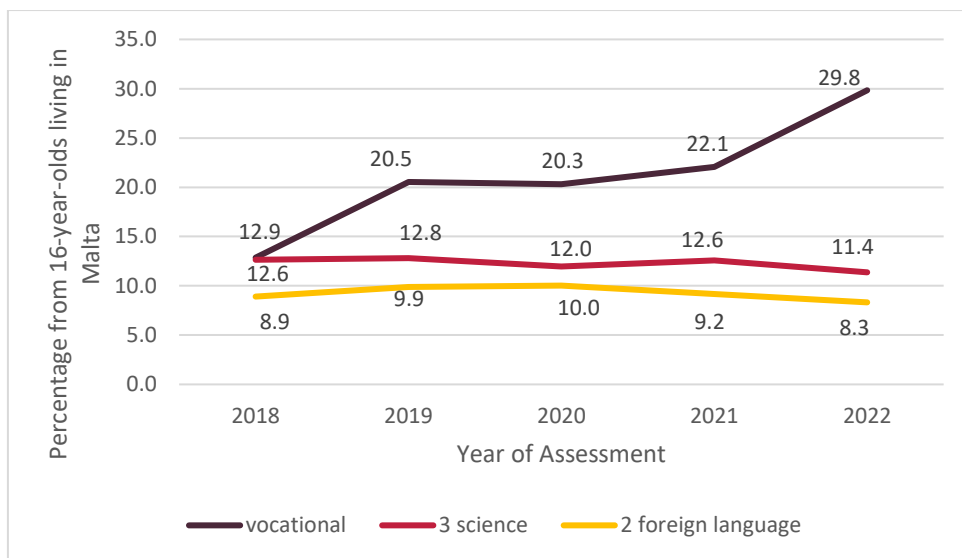


Figure 7.viii: Percentage of 16-year-olds registering for science, language and vocational subjects, by year of examination

Statistical Report (2022): Secondary Education Certificate Examinations

This year there were 732 registrations for examination access arrangements. Table 7.2 and the figure that follows show that the number of candidates requesting EAA has been increasing since 2004. Similar to last year, this year's statistical report suggests a sex difference in the number of registrations for EAA as male candidates (18.7%) were much more likely than female candidates (10.2%) to register for EAA. Moreover, candidates who registered for at least one SEC vocational subject were much more likely to register for examination access arrangements (26.2%).

Table 7.2: Candidates Registering for Examination Access Arrangements, by Year of examination

Year	EAA Registrations	Total Registrations	%
2004	122	7861	1.6
2005	173	8038	2.2
2006	222	7983	2.8
2007	241	7942	3.0
2008	247	7879	3.1
2009	298	7378	4.0
2010	350	7492	4.7
2011	404	7177	5.6
2012	496	7295	6.8
2013	585	6694	8.7
2014	621	6599	9.4
2015	584	5878	9.9
2016	572	5830	9.8
2017	548	5497	10.0
2018	563	5145	10.9
2019	593	5475	10.8
2020	647	5225	12.4
2021	679	5017	13.5
2022	732	5152	14.2

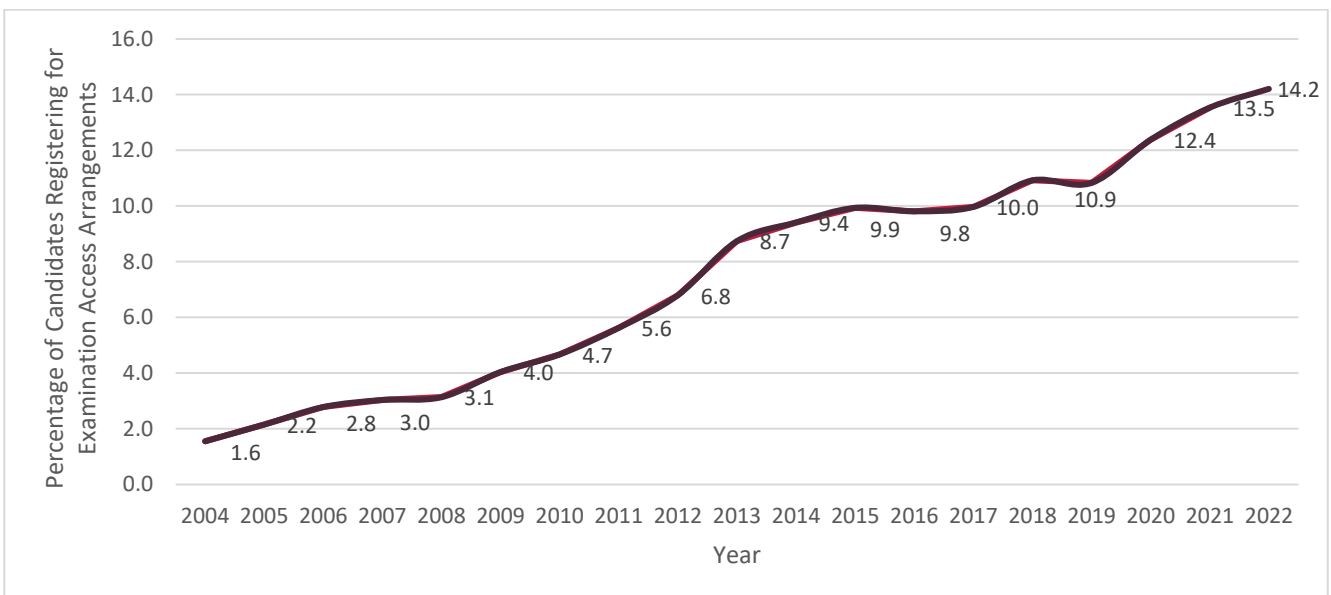


Figure 7.ix: Percentage of Candidates Requesting for Access Arrangements, by year of examination

Figure 7.x below shows the percentage of candidates qualifying for examination access arrangements by school sector in the Main examination sessions of the past six years. The data suggests that a fewer percentage of private and post-secondary candidates tend to apply for examination access arrangements than school candidates. This could be due to support structures in schools for candidates to request EAAs, which structures become absent once candidates leave secondary schooling. The sharp increase observed in post-secondary schools last year, (11.3%) can be seen to have been a one-off instance since this year’s percentage is similar to the previous years. This year there were no applications from Gozo private candidates in comparison to the 4.8% private candidates in Malta applying for EEA.

An increase in candidates registering for examination access arrangements from three sectors is noted (State, Church, and Gozo schools), with the largest applications for EAA in 2022 being in church schools (20.3%). On the other hand, there was a decrease in candidates registering for examination access arrangement from independent, post secondary schools, and private candidates. As previously outlined, there were no Gozo private candidates who applied for EAA.

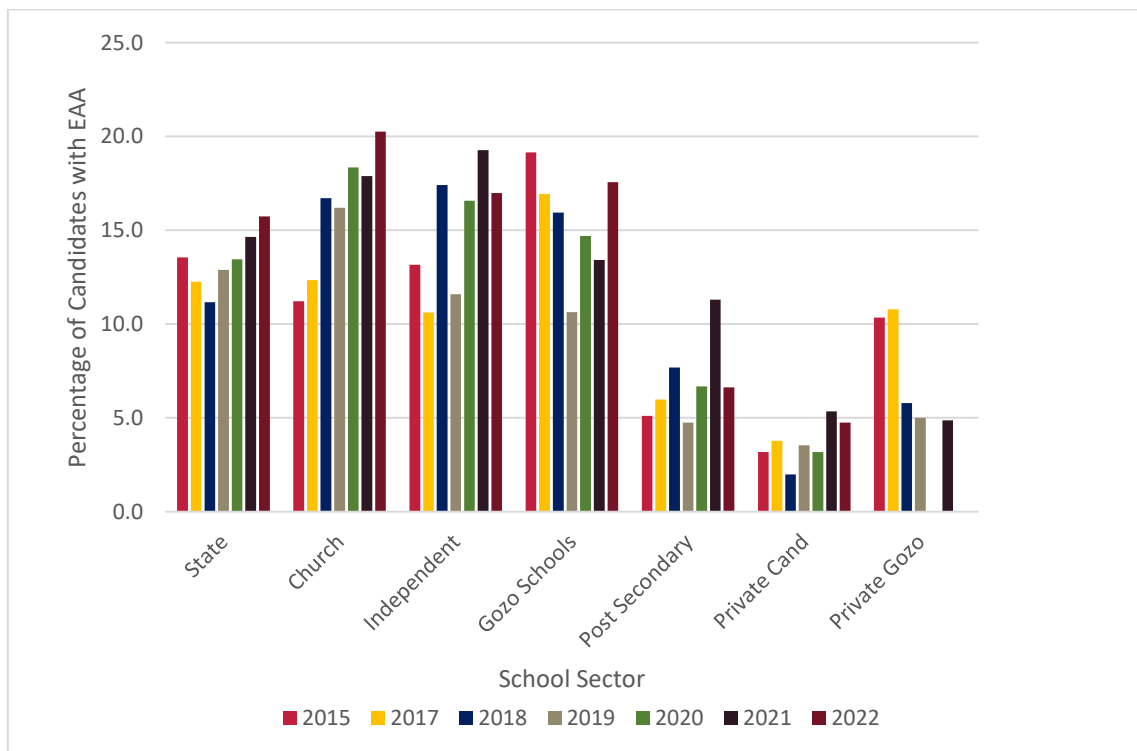


Figure 7.x: Percentage of Candidates with Examination Access Arrangements, by school sector and year of examination

This year 5,118 (99.2%) of the Main Session candidates and 1,309 (95.6%) of the Supplementary Session candidates provided their mobile phone number on registration, and these received their results by SMS as well. For the past eight years, candidates registering for the Main Session were more likely to register to receive results by SMS when compared to Supplementary Session candidates.

Statistical Report (2022): Secondary Education Certificate Examinations

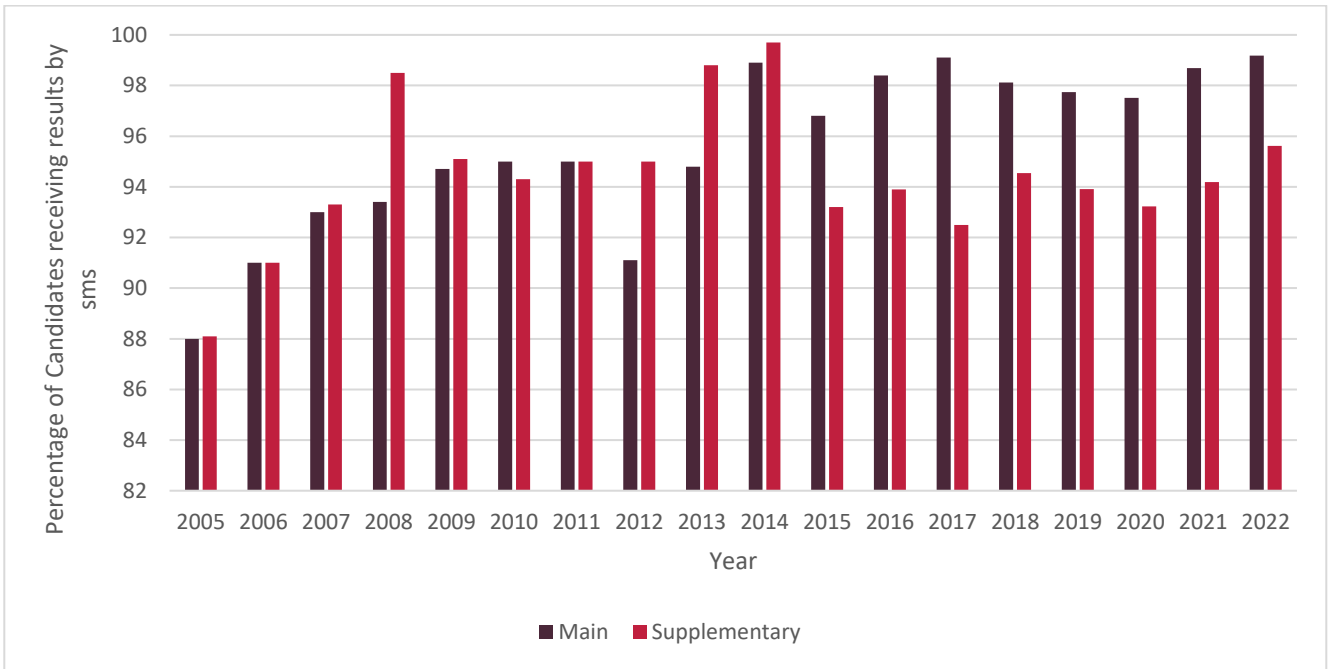


Figure 7.xi: Percentage of Students receiving Results by sms, by year and session

Following the 2022 examination sessions, there were 551 and 26 applications for Revision of Papers for the Main and Supplementary sessions respectively. Although a record number of registrations for this service was set on the first year when examinations fees were removed (2019), the percentage of registrations for this year (11.1%) is similar to that observed in 2017 (11.4%). The number of candidates applying for Revision of Papers following the Supplementary Session follows a different, rather irregular, pattern (Figure 7.xii). The year 2020 is excluded from comparisons as the Main Session was cancelled as a COVID-19 mitigation measure.

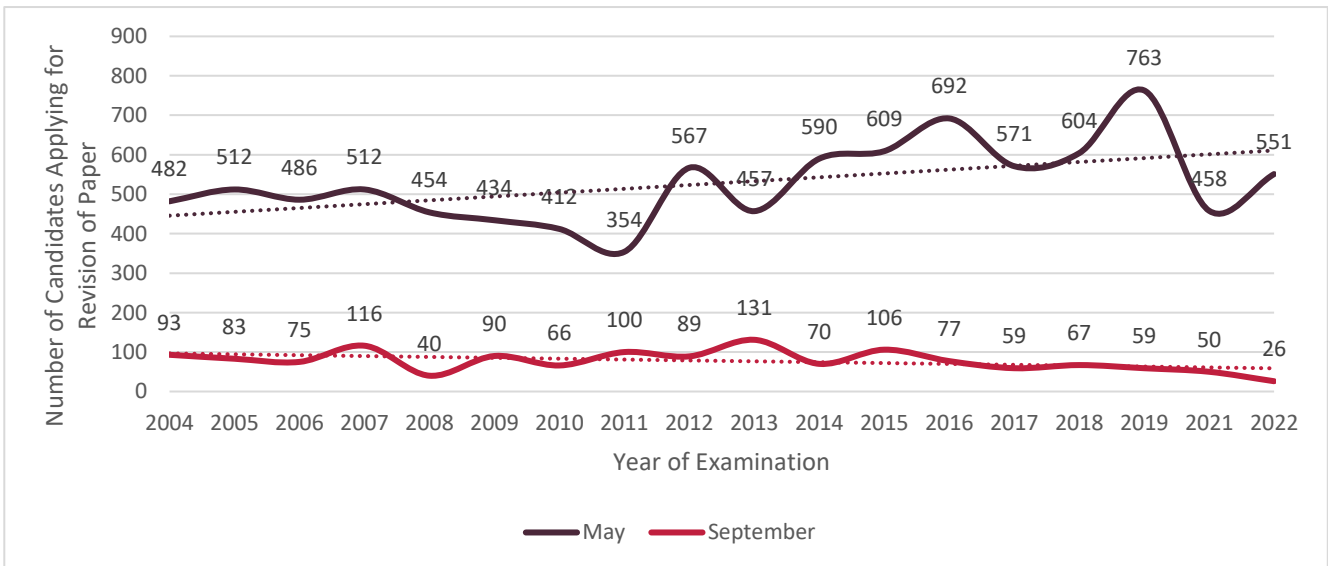


Figure 7.xii: Number of Candidates applying for Revision of Papers, by Year of Examination

Statistical Report (2022): Secondary Education Certificate Examinations

Table 7.3 shows that the number of registrations for the Supplementary Session has been decreasing along with that for the Main Session. The percentage of candidates from the Main Session who apply for the Supplementary Session, represented in Figure 7.xi, changes rather erratically. This year, 26.6% of the Main Session candidates registered for the Supplementary Session. The year 2020 is, again, excluded from this comparison.

Table 7.3: Registrations for the Supplementary session and Percentage registrations from the Main session, by Year of Examination

Year of Examination	No. of candidates		%
	Supplementary	Main	
2004	2507	7861	31.9
2005	2542	8038	31.6
2006	2441	7983	30.6
2007	2400	7942	30.2
2008	2179	7879	27.7
2009	2241	7378	30.4
2010	2223	7492	29.7
2011	2127	7177	29.6
2012	2122	7295	29.1
2013	2101	6694	31.4
2014	2082	6599	31.6
2015	1834	5878	31.2
2016	1797	5830	30.8
2017	1516	5497	27.6
2018	1483	5145	28.8
2019	1544	5475	28.2
2021	1429	5017	28.5
2022	1369	5160	26.5

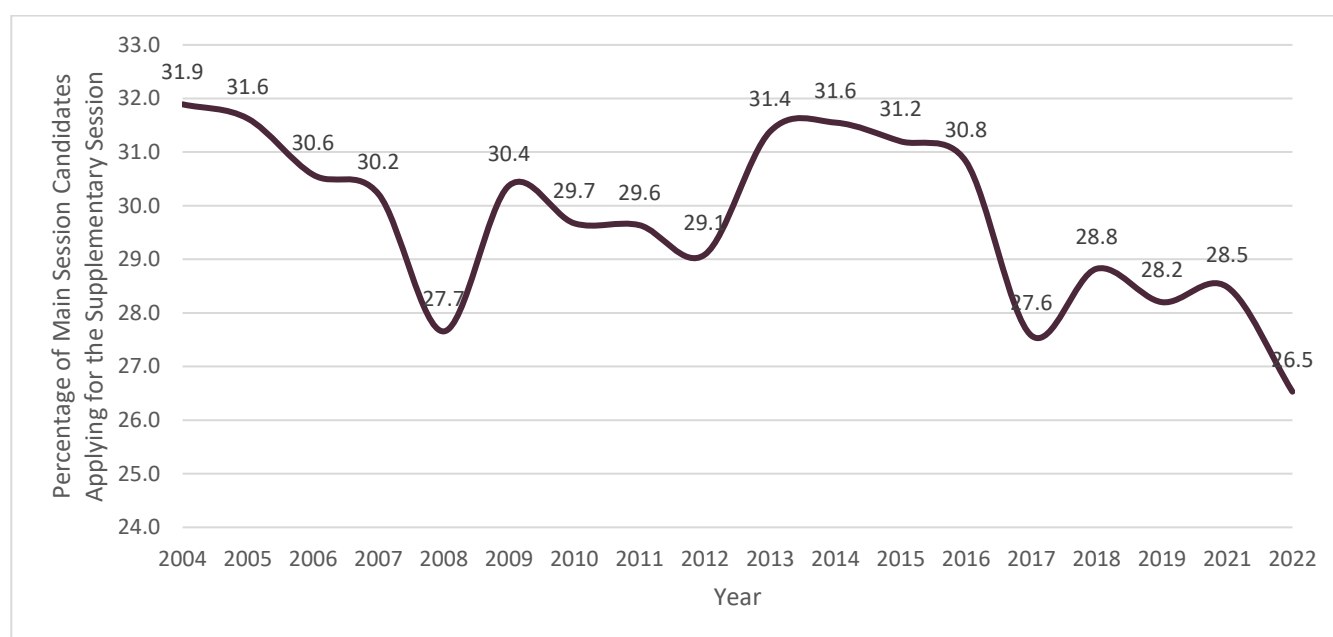


Figure 7.xiii: Percentage of Candidates Applying for the Supplementary Session

Figure 7.xiv shows how the percentage of eligible candidates who apply to sit for the Supplementary Session in non-science subjects has changed as from 2004. Although a rather erratic pattern is observed, less of the eligible candidates registered for the Supplementary Session in 2022.

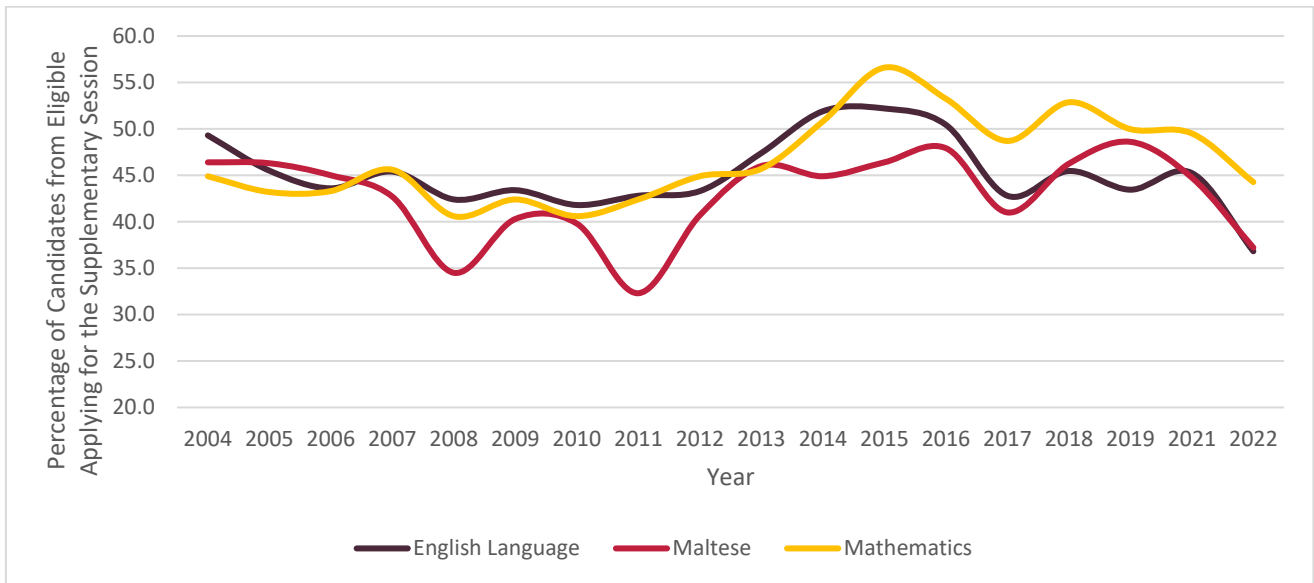


Figure 7.xiv: Percentage of September Registrations from Eligible Candidates, by Year of Examination

In 2022, the average pass rate of candidates stood at 73.7% when Grades 1 to 7 are considered and 62.8% when Grades 1 to 5 are considered. Figure 7.xiii shows that there is a noticeable decrease observed in the percentage of candidates obtaining Grades 1-5 since 2018. This could be caused by the higher percentage of absent candidates following the waiving of examination registration fees.

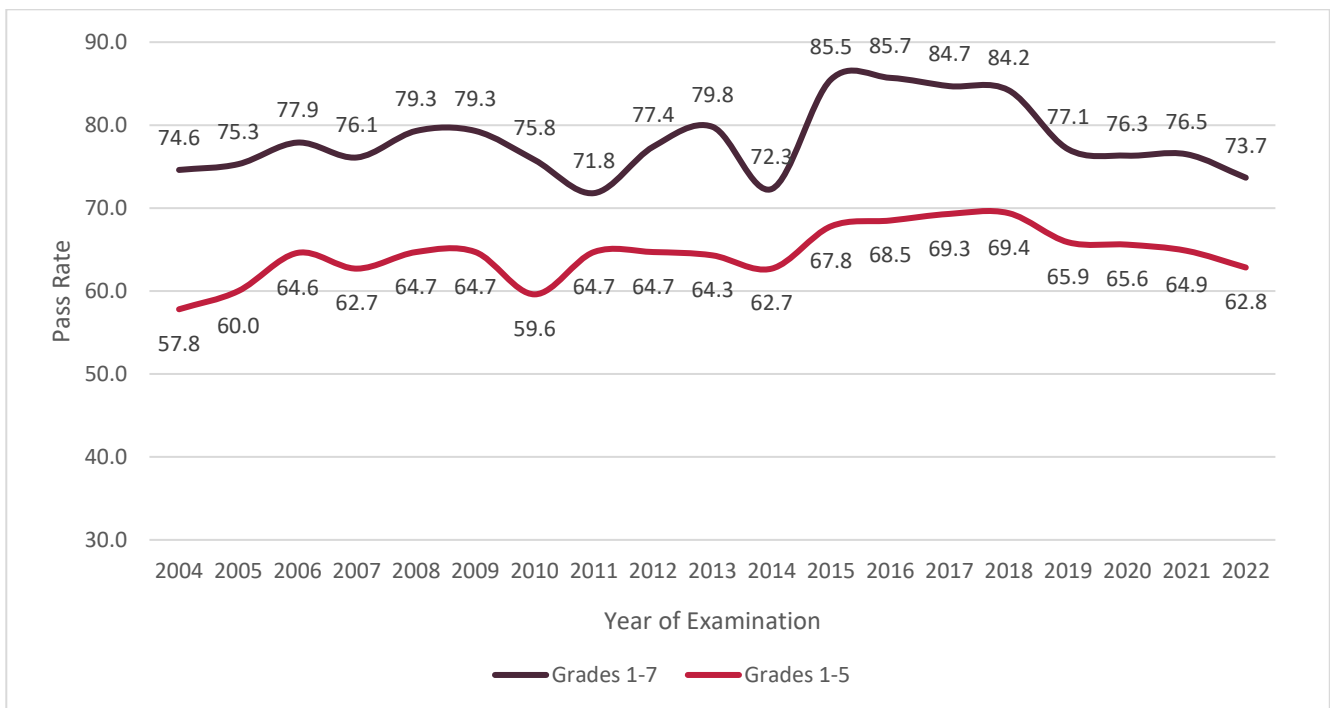


Figure 7.xv: Percentage Pass Rate of Candidates, by Year of Examination

Statistical Report (2022): Secondary Education Certificate Examinations

Following the Main Session, from the children living in Malta who turned sixteen in 2022, 75.1% obtained Grade 1 to 7 in English Language, 64.2% in Maltese, and 64.3% in Mathematics. If Grades 1 to 5 are considered, these last three figures change to 68.0%, 55.4%, and 51.6%. Following the Supplementary Session, from the children living in Malta who turned sixteen in 2022, 77.6% obtained Grade 1 to 7 in English Language, 66.6% in Maltese, and 67.8% in Mathematics. From this cohort, 70.4% obtained Grade 1 to 5 in English Language, 58.2% in Maltese, and 56.9% in Mathematics. Figure 7.xvi shows the percentage of the cohort obtaining passes with Grades 1-7 in these three main subjects following the Main Session since 2015 while Figure 7.xvii shows the percentage of the cohort with passes with Grades 1-7 in the same subjects following the Supplementary Session since 2016.

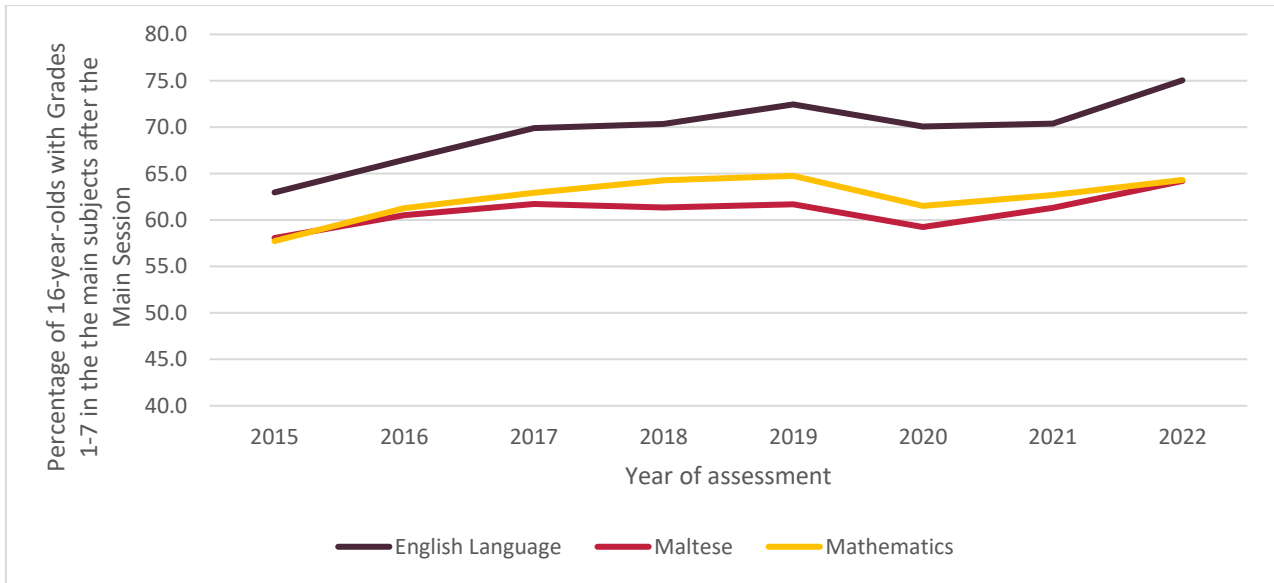


Figure 7.xvi: Percentage of 16-year-old cohort with Grades 1-7 in English Language, Maltese, and Mathematics following the Main Session, by year of Examination

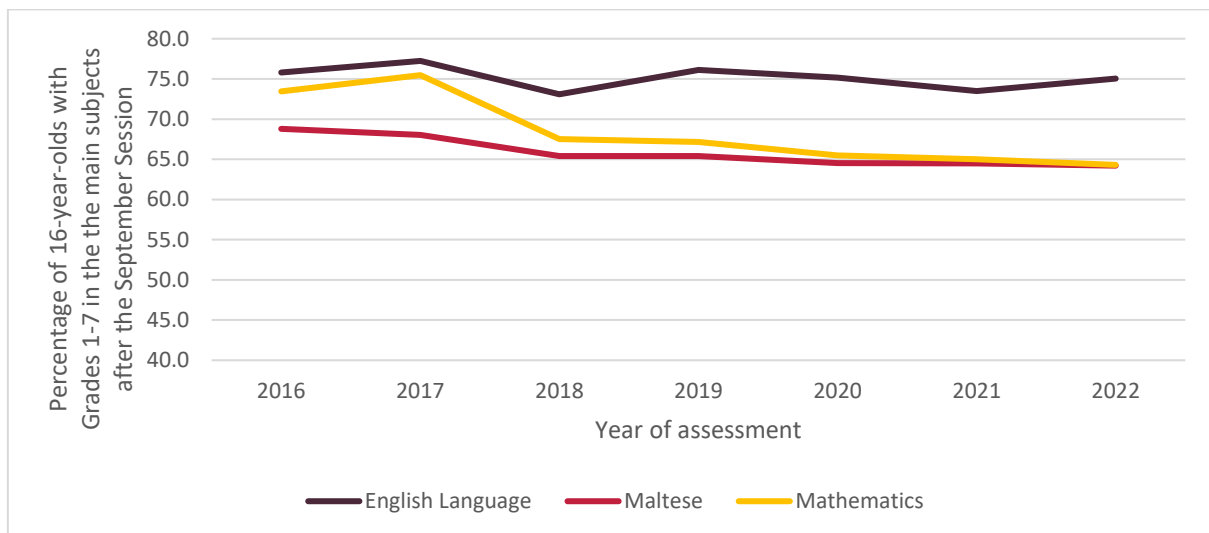


Figure 7.xvii: Percentage of 16-year-old cohort with Grades 1-7 in English Language, Maltese, and Mathematics following the Supplementary Session, by year of Examination

Statistical Report (2022): Secondary Education Certificate Examinations

Following the 2022 Main and Supplementary Sessions, 46.2% of 16-year-olds residing in Malta (51.9% of females and 41.2% of males) obtained passes in at least six SEC subjects including Mathematics, Maltese, English Language and any science subject. Figure 7.xviii shows how these percentages have varied from 2015. The following Figure 7.xix shows the difference between the percentages of males and females who qualify for these six SEC subjects. The difference between females and males noted this year (10.7%) is similar to that in the past few years although, overall, this difference has been increasing in the past years.

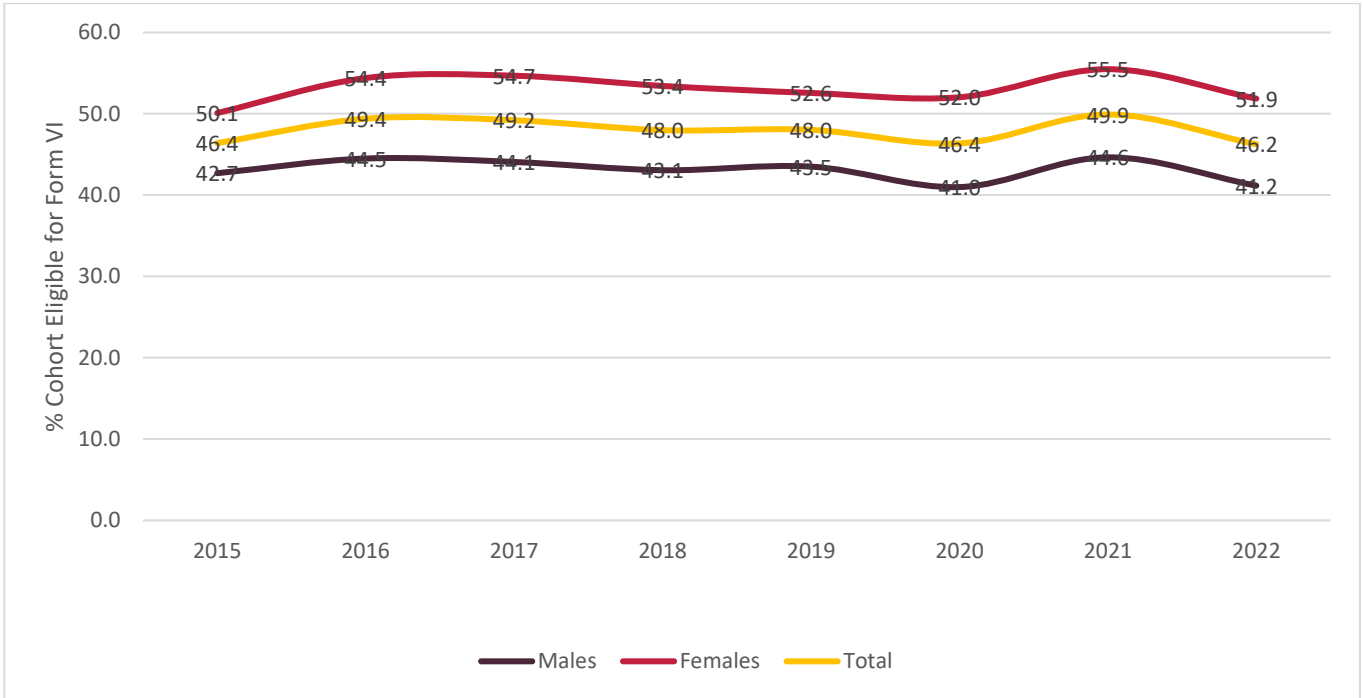


Figure 7.xviii: Percentage from Cohort Eligible for Sixth Form, by Year of Examination and Sex

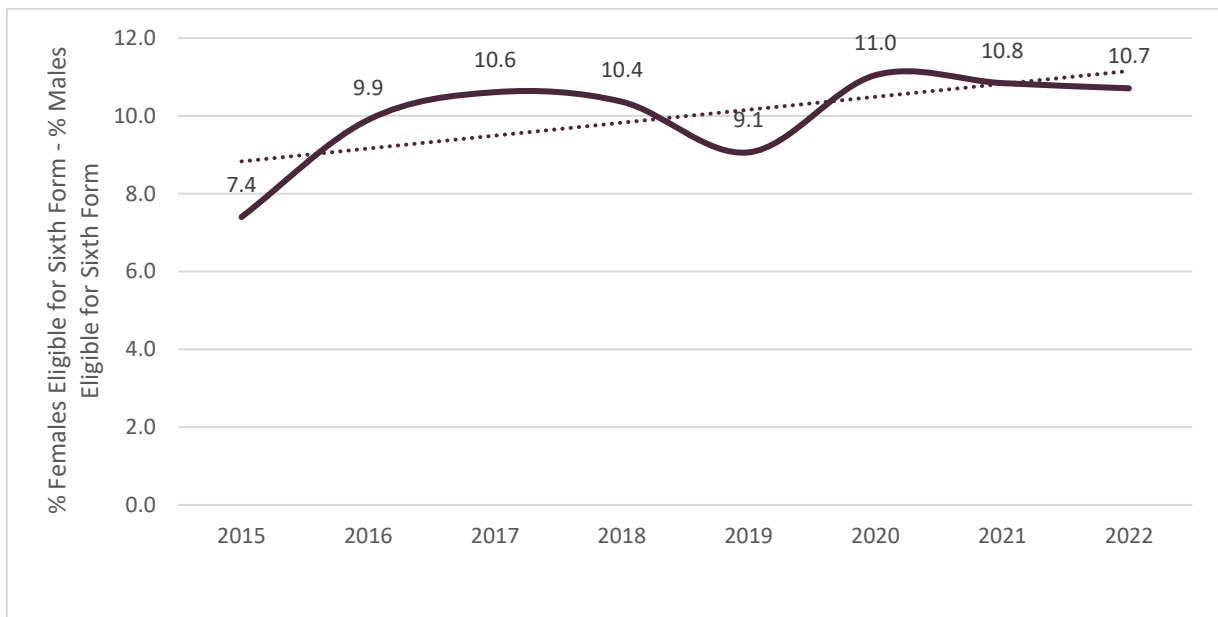


Figure 7.xix: Difference between the Percentage of Females Eligible for Sixth Form and the Percentage of Males Eligible for Sixth Form, by Year of Examination

Statistical Report (2022): Secondary Education Certificate Examinations

Since the registration fees have become fully subsidized by the government, a noticeable increase in absenteeism has been noted in the examination sessions. Figure 7.xx shows that the rate in absenteeism has more than doubled since 2017 (the last year where examination fees were entirely paid by the candidates). The year 2020 is omitted since a direct comparison is not possible due to the cancellation of the SEC Main Session.

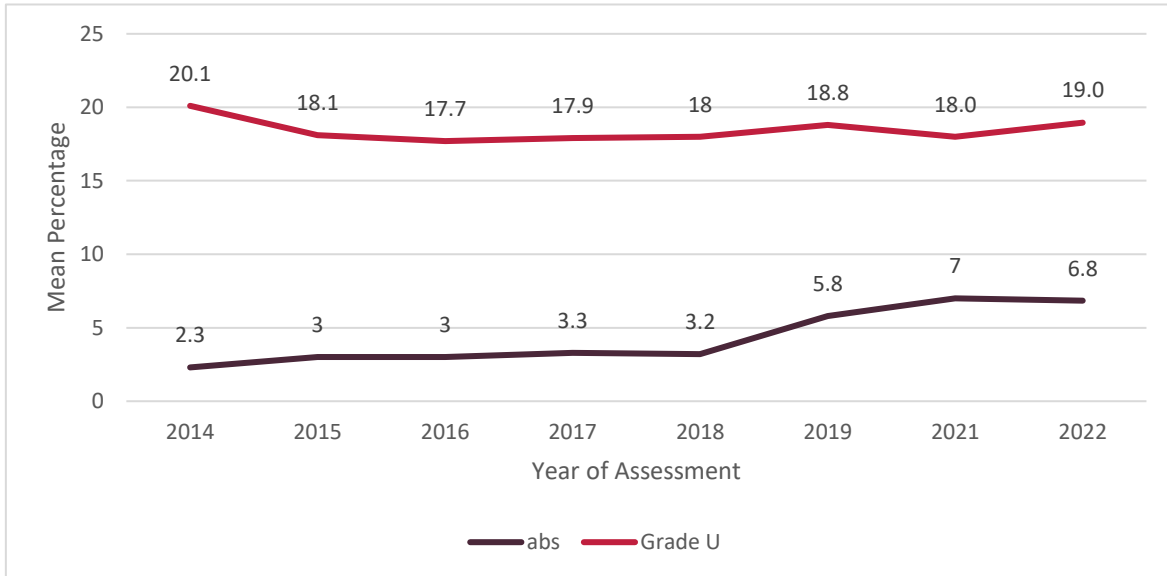


Figure 7.xx: Rate of Absenteeism and Grade U following Main Sessions

8. CONCLUSION

This report has been produced with the intention of providing important and valid information about various aspects of the SEC examinations of 2022. This is the seventeenth year that such a report has been produced by MATSEC, Università ta' Malta, although in the past segments of the information provided in this document used to be produced in the annual newsletter. The emphasis so far has been on the presentation of information. Some analysis has been included where this was seen necessary in order to make sense of the data presented. However, the data in this document allows individuals and institutions to carry out analysis of interest to them. Furthermore, it is hoped that this document will be used to substantiate or reject certain perceptions about secondary education in Malta that are based on myths and anecdotal information.

Comments on this report and any recommendations on improving this or similar documents published by MATSEC. These are to be addressed to Assessment Research and Development, MATSEC, Università ta' Malta through email: matsec@um.edu.mt.

9. REFERENCES

- Chetcuti, D. & Griffiths, M. (2002). The implications for student self-esteem of ordinary differences in schools: the cases of Malta and England. *British Educational Research Journal*, 28(4), 529-549. DOI: 10.1080/014119202200000581 4
- Gellel, A. M. & Buchanan, M. T. (2011). The impact of cultural religious values upon pre-service teachers' perceptions of their role as educators in Catholic religious schools. *Journal of Beliefs & Values: Studies in Religion & Education*, 32(3), 317-328
- Grima, G. & Ventura, F. (2006). Auditing a national system of examinations: issues of selectivity in the Secondary Education Certificate (SEC) examination in Malta. *International Studies in Sociology of Education*, 16(3), 207-221. DOI: 10.1080/09620210601037753
- MATSEC Support Unit (1992). *SEC Examination from 1994: The New Format*. Malta: MATSEC Support Unit.
- Office of the Permanent Secretary. Ministry of Education and Employment (2012). *An Early School Leaving Strategy for Malta*. Malta: Ministry of Education and Employment.
- National Statistics Office (2013). Re-mapping the information relating to the rate of Early Leavers from Education and Training. Malta: National Statistics Office.
- National Statistics Office (2002). *Children*. Valletta: National Statistics Office.
- Pace, O. P. *et al.* (1996). Achievements and failures. In F. Ventura (Ed), *Secondary Education in Malta: Challenges and Opportunities* (pp.89-94). Valletta: MUT Publications Ltd.
- Sultana, R.G. (1998). Malta. In M. Bray, and L. Steward (eds.) *Examination Systems in Small States: comparative perspectives on policies, models and operations*. UK: Commonwealth Secretariat.
- Sultana, R.G. (2000). *The Secondary Education Certificate and Matriculation Examinations in Malta: A Case Study*. Switzerland: UNESCO International Bureau of Education.
- Ventura, F. (1996). Secondary education in Malta: Back to the future. In F. Ventura (Ed), *Secondary Education in Malta: Challenges and Opportunities* (pp.165-180). Valletta: MUT Publications Ltd.
- Ventura, F. and Murphy, R. (1998). The impact of measures to promote equity in the secondary education certificate examinations in Malta: An evaluation. *Mediterranean Journal of Educational Studies*, 3(1), 47-73.
- White, E. (1996). Science in the secondary schools. In F. Ventura (Ed), *Secondary Education in Malta: Challenges and Opportunities* (pp.129-138). Valletta: MUT Publications Ltd.

APPENDIX A

Timetables for the 2021 MATSEC Examination Sessions

Statistical Report (2022): Secondary Education Certificate Examinations



First 2022 Session Timetable

	ADVANCED MATRICULATION FIRST SESSION		INTERMEDIATE MATRICULATION FIRST SESSION		
	09:00	14:00	09:00	14:00	
Friday 29 April	Philosophy I		Philosophy	Systems of Knowledge	Friday 29 April
Saturday 30 April	Maltese I/Applied Mathematics I	Maltese II	Maltese		Saturday 30 April
Monday 2 May	Home Economics I	Marketing I			Monday 2 May
Tuesday 3 May	Home Economics II	Maltese II/Applied Mathematics II	Home Economics	Applied Mathematics	Tuesday 3 May
Wednesday 4 May	Philosophy II	Marketing II		Marketing	Wednesday 4 May
Thursday 5 May	History I	Accounting I	History	Accounting	Thursday 5 May
Friday 6 May	Accounting II/Arabic II	History II	Arabic	Physical Education	Friday 6 May
Saturday 7 May	Pure Mathematics I	History III	Pure Mathematics		Saturday 7 May
Monday 9 May	Pure Mathematics II	Arabic III/Russian I/Italian I Part I (15:00)		Italian (Lit.) (17:00)	Monday 9 May
Tuesday 10 May	Biology I	Biology II		Biology	Tuesday 10 May
Wednesday 11 May	Biology III	French IV & I		French	Wednesday 11 May
Thursday 12 May	French II	Russian II/Spanish (Lit.) (15:00)		Spanish (Lit.) (16:00)	Thursday 12 May
Friday 13 May	Russian III	German I/Greek I	Russian	Greek	Friday 13 May
Saturday 14 May	Religious Knowledge I	Religious Knowledge II	Religious Knowledge		Saturday 14 May
Monday 16 May	Economics I	Chemistry I			Monday 16 May
Tuesday 17 May	Economics II	Chemistry II	Economics	Chemistry	Tuesday 17 May
Wednesday 18 May	Geography I		Geography	Psychology	Wednesday 18 May
Thursday 19 May	German III	German II (Lit. & Reading)/Greek II	German	German (Lit.) (15:00)	Thursday 19 May
Friday 20 May	Geography II	Italian II		Italian	Friday 20 May
Saturday 21 May	English I	English II			Saturday 21 May
Monday 23 May	Italian III	English III		English	Monday 23 May
Tuesday 24 May	Computing I/Info Tech I	Theatre and Performance I		Theatre and Performance	Tuesday 24 May
Wednesday 25 May	French III	Computing II/Info Tech II		Computing/Info Tech	Wednesday 25 May
Thursday 26 May	Theatre and Performance II	Italian IV			Thursday 26 May
Friday 27 May	Sociology I	Sociology II	Music (Parts I & II)	Music (Part II) cont.	Friday 27 May
Saturday 28 May	Physics I	Physics II	Environmental Science	Physics	Saturday 28 May
Monday 30 May	Sociology III	Music I	Sociology		Monday 30 May
Tuesday 31 May	Eng Draw/Graph Comm I	Eng Draw/Graph Comm II	Latin/Classical Studies	Eng Draw & Graph Comm	Tuesday 31 May
Wednesday 2 June	Spanish I/Latin I	Latin II/Physics III			Wednesday 2 June
Thursday 2 June	Music III (performance/composition)/ Spanish II	Music II (Part II)	Spanish	Music (Part II)	Thursday 2 June
Saturday 4 June	Art I	Art II	Art		Saturday 4 June
Monday 6 June	Spanish III	Art III			Monday 6 June

Statistical Report (2022): Secondary Education Certificate Examinations



Main 2022 Session Timetable

	SECONDARY EDUCATION CERTIFICATE MAIN SESSION		SECONDARY EDUCATION APPLIED CERTIFICATE MAIN SESSION		
	09:00	10:00	09:00	10:00	
Friday 29 April			SEAC English and Communication		Friday 29 April
Saturday 30 April	Maltese I	Maltese II			Saturday 30 April
Monday 2 May	Home Economics I				Monday 2 May
Tuesday 3 May	Home Economics II	Environmental Studies I			Tuesday 3 May
Wednesday 4 May	History I	Environmental Studies II			Wednesday 4 May
Thursday 5 May	History II	Accounting I			Thursday 5 May
Friday 6 May	Accounting II	Physical Education II			Friday 6 May
Saturday 7 May	Mathematics I	Mathematics II			Saturday 7 May
Monday 9 May	Ethics I	Biology I			Monday 9 May
Tuesday 10 May	Design & Technology II	Biology II			Tuesday 10 May
Wednesday 11 May	Commerce I/Business Studies I	French I			Wednesday 11 May
Thursday 12 May	Arabic I/Commerce II/Business Studies II	French II			Thursday 12 May
Friday 13 May	Greek I/Russian I/Class. Cult. & Civ. I	German I			Friday 13 May
Saturday 14 May	Religious Knowledge I	Religious Knowledge II			Saturday 14 May
Monday 16 May	Economics I	English Literature I			Monday 16 May
Tuesday 17 May	Economics II	Chemistry I			Tuesday 17 May
Wednesday 18 May	Geography I	Chemistry II			Wednesday 18 May
Thursday 19 May	German II	English Literature II			Thursday 19 May
Friday 20 May	Geography II	Italian I			Friday 20 May
Saturday 21 May	English Language I	English Language II			Saturday 21 May
Monday 23 May		Italian II			Monday 23 May
Tuesday 24 May		Social Studies I			Tuesday 24 May
Wednesday 25 May	Greek II/Russian II/Class. Cult. & Civ. II	Computing I			Wednesday 25 May
Thursday 26 May		Social Studies II			Thursday 26 May
Friday 27 May	European Studies I	Computing II			Friday 27 May
Saturday 28 May	Physics I	Physics II			Saturday 28 May
Monday 30 May	Music II (Part I)	European Studies II			Monday 30 May
Tuesday 31 May	Graphical Communication I	Graphical Communication II			Tuesday 31 May
Wednesday 1 June	Music II (Part II)	Music II (Part II) (cont.)			Wednesday 1 June
Thursday 2 June	Spanish I/Latin I	Music I (Part I & II)			Thursday 2 June
Saturday 4 June	Art I	Art I (cont.)			Saturday 4 June
Monday 6 June	Spanish II/Latin II	Art II			Monday 6 June

Statistical Report (2022): Secondary Education Certificate Examinations



Main/First 2022 Session Timetable

ORAL EXAMINATIONS		PRACTICAL EXAMINATIONS		PHYSICAL EDUCATION EXAMINATIONS			
Advanced Matriculation Orals Monday 21 March Tuesday 22 March Wednesday 23 March Thursday 24 March Friday 6 April Tuesday 12 April Saturday 23 April Monday 6 June		SEC Listening Comprehension/Dictation Italian Thursday 7 April French Thursday 7 April German/Russian Thursday 21 April Spanish Friday 22 April English Thursday 28 April SEAC English Friday 29 April		Advanced Matriculation Practicals Candidates sitting for Theatre and Performance are to present a video recording of performance and logbook to MATSEC or the Examinations Centre Victoria, Gozo between Monday 21 February 2022 and Friday 11 March 2022 both dates inclusive from 8:00 – 12:00 or 14:00 – 16:00. All candidates will be assessed by the Board of Examiners. Candidates will be called for an interview regarding their solo performance. Interviews will be held between Monday 21 March 2022 and Tuesday 12 April 2022 both dates inclusive. Chemistry Friday 3 June		Intermediate Matriculation Activities Friday 25 March Monday 28 March Tuesday 29 March Wednesday 30 March	
Intermediate Matriculation Orals Italian Thursday 7 April Arabic/German/Spanish/Russian Thursday 7 April Maltese Saturday 9 April French Monday 11 April		SEC Reading & Conversation Monday 21 March Tuesday 22 March Wednesday 23 March Thursday 24 March Monday 28 March Friday 22 April Tuesday 29 March Wednesday 30 March Friday 1 April Monday 4 April Tuesday 5 April Wednesday 6 April Monday 25 April Tuesday 26 April Wednesday 27 April		Intermediate Matriculation Practicals Candidates sitting for Theatre and Performance are to present a video recording of performance and logbook to MATSEC or the Examinations Centre Victoria, Gozo between Monday 21 February 2022 and Friday 11 March 2022 both dates inclusive from 8:00 – 12:00 or 14:00 – 16:00. All candidates will be assessed by the Board of Examiners. Candidates will be called for an interview regarding their solo performance. Interviews will be held between Monday 21 March 2022 and Tuesday 12 April 2022 both dates inclusive. SEC VOCATIONAL SUBJECTS UNIT III Information Technology Monday 25 April Hairdressing and Beauty Monday 25 April Hospitality Tuesday 26 April Fashion and Textiles Tuesday 26 April Media Literacy Education Wednesday 27 April Engineering Technology Wednesday 27 April Retail Thursday 28 April Health and Social Care Thursday 28 April Agribusiness Thursday 28 April		SEC Activities Thursday 24 March Friday 25 March Monday 28 March Tuesday 29 March Wednesday 30 March Friday 1 April Monday 4 April Wednesday 8 June Thursday 9 June Friday 10 June Monday 13 June	
Following registration, candidates will be informed individually about:		6. Advanced Matriculation Chemistry, and Theatre and Performance Practicals 7. Intermediate Matriculation Physical Education Activities 8. Intermediate Matriculation Theatre and Performance Practicals		SEC Physical Education SEC P.E. candidates are to indicate their choice of activities on the on-line form. Candidates will receive their Index Number and Venue details for Oral and Written Examinations in due course.			
1. SEC Listening Comprehension/Dictation (Group Examinations) 2. SEC Reading, Conversation, Role Play, etc. (Individual Oral Examinations) 3. SEC Physical Education Activities 4. Advanced Matriculation Oral Examinations 5. Advanced Matriculation Music Oral/Aural examinations							

Statistical Report (2022): Secondary Education Certificate Examinations



Matriculation and Secondary Education Certificate Examinations Board

Main/First 2022 Session Notices

Advanced Matriculation	Intermediate Matriculation	Secondary Education Certificate
<p>Heads of School are to send the coursework assessment marks for Engineering Drawing & Graphical Communication, Information Technology, Geography and Home Economics and Human Ecology to MATSEC by Friday 11 March 2022. Moderation of coursework in schools will take place between Monday 21 March 2022 and Tuesday 12 April 2022, both dates inclusive.</p> <p>All candidates sitting for Art and Private candidates sitting for Engineering Drawing & Graphical Communication, Information Technology, Geography and Home Economics and Human Ecology are to present their project to MATSEC or the Examinations Centre Victoria, Gozo between Monday 21 February 2022 and Friday 11 March 2022 both dates inclusive from 8:00 – 12:00 or 14:00 – 16:00.</p> <p>AM Art candidates are to indicate whether for Paper II – Work from Observation – they will be choosing Option (i) Still-life with Man-made and Natural forms, or Option (ii) the Human Figure. Candidates will receive a form on which to indicate their choice from the Examinations Department.</p> <p>The starting points of the AM Art Thematic Project Work will be published on the MATSEC website by Friday 8 April 2022. Candidates are to hand in this work at the end of the AM ART Paper I (Extended Thematic Project) examination session in a folder.</p> <p>Candidates sitting for Music are to present two copies of the composition (if chosen) to MATSEC or the Examinations Centre Victoria, Gozo by Friday 22 April 2022.</p> <p>Reference should be made to the respective syllabi for further details about each subject including folders required.</p>	<p>Heads of School are to send the coursework assessment marks for Information Technology and Systems of Knowledge to MATSEC by Friday 11 March 2022. Moderation of coursework in schools will take place between Monday 21 March 2022 and Tuesday 12 April 2022, both dates inclusive.</p> <p>All candidates sitting for Art, and Private candidates sitting for Information Technology and Systems of Knowledge are to present their project to MATSEC or the Examinations Centre Victoria, Gozo between Monday 21 February 2022 and Friday 11 March 2022 both dates inclusive from 8:00 – 12:00 or 14:00 – 16:00.</p> <p>IM Art candidates are to indicate whether for Part II Section A – Work from Observation – they will be choosing Option (i) Still-life with Man-made and Natural forms, or Option (ii) the Human Figure. Candidates will receive a form on which to indicate their choice from the Examinations Department.</p> <p>The starting points of the IM Art Thematic Project Work will be published on the MATSEC website by Friday 8 April 2022. Candidates are to present this work on Wednesday 8 June 2022 from 08:00 – 12:00 or 14:00 – 16:00 at MATSEC or the Examinations Centre Victoria, Gozo.</p> <p>Candidates sitting for Music are to present two copies of the composition (if chosen) to MATSEC or the Examinations Centre Victoria, Gozo by Friday 22 April 2022.</p> <p>Reference should be made to the respective syllabi for further details about each subject including folders required.</p>	<p>Heads of School are to send the coursework assessment marks for the subjects outlined below to MATSEC by Friday 11 March 2022. In due course, each respective school will be sent sheets for the candidates' assessment marks to be filled in. Moderation of coursework in schools will take place between Monday 21 March 2022 and Tuesday 12 April 2022, both dates inclusive.</p> <p>Private candidates are to present their coursework for the subjects outlined below to MATSEC or the Examinations Centre Victoria, Gozo between Monday 21 February 2022 and Friday 11 March 2022 both dates inclusive from 8:00 – 12:00 or 14:00 – 16:00.</p> <p>Subjects: Art Biology Chemistry Computer Studies Design and Technology Ethics Home Economics Physical Education & Physics</p> <p>SEC Art candidates are to indicate whether for Paper I – Work from Observation – they will be choosing Option (a) Still-life, composed of Man-made and Natural forms, or Option (b) the Human Figure. Candidates are to indicate their choice on the online application choice at the time of registration.</p> <p>The Art General Themes will be published on the MATSEC website by Friday 13 May 2022.</p>
<p>Coursework Notice</p> <p>All coursework submitted by private candidates will be assessed by the Board of Examiners for the subject. With the exception of IM and AM Art, it is to be presented in a special folder obtainable from MATSEC. All candidates may be called for an interview regarding their coursework. Interviews will be held between Monday 21 March 2022 and Tuesday 12 April 2022 both dates inclusive.</p> <p>Specific dates will be scheduled per subject (where applicable). Interviews related to a particular subject cannot be scheduled outside the dates pertaining to the subject concerned.</p> <p>Coursework presented to MATSEC is to be collected between Thursday 18 August 2022 and Friday 19 August 2022 from 08:00 – 12:00.</p> <p>The MATSEC Board reserves the right to keep any of the works submitted by candidates.</p>	<p>Access Arrangements - Candidates are to apply for Exam Access Arrangements by Friday 26 November 2021 at MATSEC. Late applications for Exam Access Arrangements will only be accepted with late examination registrations on the 2 and 3 December 2021. Late fees will apply. Applications for Exam Access Arrangements beyond the 3 December 2021 will be accepted and very late fees will apply.</p> <p>MATSEC WILL NOT MAKE ANY ARRANGEMENTS IN CASE OF CLASHES WITH EXAMINATIONS OF OTHER BOARDS. COLLEGES/SCHOOLS ARE ADVISED TO TAKE NOTE OF EXAMINATION DATES BEFORE STAGING SCHOOL ACTIVITIES FOR CANDIDATES SITTING FOR MATSEC EXAMINATIONS ON THE PRESCRIBED DATES AS ALTERATIONS WILL NOT BE CONSIDERED. REGISTRATIONS WILL BE OPEN BETWEEN 15 AND 26 NOVEMBER 2021. TO REGISTER, CANDIDATES ARE TO APPLY ONLINE ON www.myexams.gov.mt. Request for any Changes/Cancellations in registration will only be accepted between the 29 November and 1 December 2021. Changes to candidates' details after the 1 December will incur additional charges. LATE APPLICATIONS WILL BE ACCEPTED APPLY ONLINE ON www.myexams.gov.mt ON 2 AND 3 DECEMBER 2021. ADDITIONAL FEES APPLY. A CANDIDATES' HANDBOOK IS AVAILABLE TO DOWNLOAD FROM: https://www.um.edu.mt/matsec/guidelines-policies</p>	

Statistical Report (2022): Secondary Education Certificate Examinations



Supplementary/Second Session - 2022 Timetable

ADVANCED MATRICULATION SECOND SESSION		
Date	09:00	16:00
Friday 26 August	Chemistry Practical Exams (am/pm)	
Saturday 27 August		
Monday 29 August	Paper I (All Subjects)	
Tuesday 30 August	Paper II (All Subjects)	
Wednesday 31 August	Paper III (All Subjects) where applicable	
Thursday 1 September		
Friday 2 September		
Saturday 3 September		

ADVANCED MATRICULATION NOTICES		
Subject/Paper	Date	Time
Italian		
Paper I (Listening Comprehension and Dictation)	Monday 29 August	To be announced
Paper II	Monday 29 August	To be announced
Paper III	Tuesday 30 August	09:00
Paper IV	Wednesday 31 August	09:00
French		
Paper IV (Dictation)	Wednesday 24 August	To be announced
Spanish		
Listening Comprehension	Wednesday 24 August	To be announced
German		
Listening Comprehension	Tuesday 30 August	To be announced
Music		
Paper I (Part I and II)	Monday 22 August	To be announced
Paper III	Wednesday 31 August	To be announced

TWO copies of the music composition (if chosen) are to be presented to MATSEC or the Examinations Centre, Victoria Gozo by Friday 19 August from 08:00 to 12:00

INTERMEDIATE SECOND SESSION	
09:00	16:00
Physical Education Practical Exam (am/pm)	
	Systems of Knowledge
Group I Subjects	Group II Subjects
Group IV Subjects	Group III Subjects

SECONDARY EDUCATION APPLIED CERTIFICATE SUPPLEMENTARY SESSION	
	09:00
Thursday 1 September	English and Communication

INTERMEDIATE MATRICULATION NOTICES		
Subject/Paper	Date	Time
German		
Listening Comprehension	Thursday 25 August	To be announced
Italian		
Listening Comprehension	Thursday 25 August	To be announced
Spanish		
Listening Comprehension	Thursday 25 August	To be announced
Music		

TWO copies of the music composition (if chosen) are to be presented to MATSEC or the Examinations Centre, Victoria Gozo by Friday 19 August from 08:00 to 12:00

SECONDARY EDUCATION CERTIFICATE SUPPLEMENTARY SESSION	
09:00	16:00
Biology/Chemistry/Physics Paper I	Biology/Chemistry/Physics Paper II
Mathematics I	Mathematics II
Maltese I	Maltese II
English Language I	English Language II

GROUP SUBJECTS	
Group I	
Maltese	Greek
Arabic	Italian
English	Latin
French	Russian
German	Spanish
Group II	
Accounting	Marketing
Classical Studies*	Philosophy
Economics	Psychology*
Geography	Religious Knowledge
History	Sociology
Group III	
Applied Mathematics (Mechanics)	Environmental Science*
Biology	Physics
Chemistry	Pure Mathematics
Group IV	
Art	Information Technology
Computing	Music
Engineering Drawing	Physical Education*
Graphical Communication	Theatre and Performance
Home Economics and Human Ecology	

Systems of Knowledge*

*offered at Intermediate Level (IM) only



Supplementary/Second Session - 2022 Timetable

ADVANCED MATRICULATION	INTERMEDIATE MATRICULATION
Orals	Orals
Arabic/French/German/Italian/Maltese/Russian/Spanish Wednesday 24 August	Arabic/French/German/Italian/Maltese/Russian/Spanish Thursday 25 August
Music II Part I Monday 5 September	
Practicals	Practicals
<p>Theatre and Performance</p> <p>Candidates sitting for Theatre and Performance are to present a video recording of performance and logbook to MATSEC or the Examinations Centre Victoria, Gozo by Monday 1 August 2022. All candidates will be assessed by the Board of Examiners. Candidates will be called for an interview regarding their solo performance. Interviews will be held between Wednesday 17 August and Friday 9 September 2022 both dates inclusive.</p>	<p>Theatre and Performance</p> <p>Candidates sitting for Theatre and Performance are to present a video recording of performance and logbook to MATSEC or the Examinations Centre Victoria, Gozo by Monday 1 August 2022. All candidates will be assessed by the Board of Examiners. Candidates will be called for an interview regarding their solo performance. Interviews will be held between Wednesday 17 August and Friday 9 September 2022 both dates inclusive.</p>
<p>Art All Candidates</p> <p>Presentation of Coursework (Portfolio, Personal Study and Visual Journal) by Monday 1 August 2022 at MATSEC or the Examination Centre in Victoria, Gozo.</p> <p>Starting points of Thematic Project Work will be published in Notices section of MATSEC website by Tuesday 5 July 2022. Candidates are to hand in this work at the end of the AM Art I (Extended Thematic Project) examination session in a folder.</p>	<p>Art All candidates</p> <p>Presentation of Coursework (Portfolio, Personal Study and Visual Journal) by Monday 1 August 2022 at MATSEC or the Examination Centre in Victoria, Gozo.</p> <p>Starting points of Thematic Project Work will be published in Notices section of MATSEC website by Thursday 7 July 2022. Candidates are to present this work on Monday 5 September 2022 from 08:00 to 12:00 at MATSEC or the Examination Centre in Victoria, Gozo.</p>
<p>Engineering Drawing & Graphical Communication, Information Technology, Geography, Home Economics and Human Ecology Private Candidates</p> <p>Presentation of Project by Monday 1 August 2022 at MATSEC or the Examination Centre in Victoria, Gozo.</p>	<p>Information Technology, Systems of Knowledge Private Candidates</p> <p>Presentation of Project by Monday 1 August 2022 at MATSEC or the Examination Centre in Victoria, Gozo.</p>
<p>Coursework/Project Interviews: Wednesday 17 August 2022 – Friday 9 September 2022 both dates inclusive. All candidates may be called for an interview. Specific dates will be scheduled per subject where applicable. Interviews related to a particular subject cannot be scheduled outside the dates pertaining to the subject concerned.</p>	<p>Coursework/Project Interviews: Wednesday 17 August 2022 – Friday 9 September 2022 both dates inclusive. All candidates may be called for an interview. Specific dates will be scheduled per subject where applicable. Interviews related to a particular subject cannot be scheduled outside the dates pertaining to the subject concerned.</p>
SECONDARY EDUCATION CERTIFICATE	REGISTRATIONS WILL BE OPEN BETWEEN 19 JULY 2022 AND NOON 25 JULY 2022.
<p>Biology, Chemistry, Physics Private Candidates</p> <p>Presentation of Project by Monday 1 August 2022 at MATSEC or the Examination Centre in Victoria, Gozo.</p>	LATE APPLICATIONS WILL BE ACCEPTED ON 27 AND NOON 28 JULY 2022. ADDITIONAL FEES APPLY.
<p>Coursework/Project Interviews: Wednesday 17 August 2022 – Friday 9 September 2022 both dates inclusive. All candidates may be called for an interview. Specific dates will be scheduled per subject where applicable. Interviews related to a particular subject cannot be scheduled outside the dates pertaining to the subject concerned.</p>	All registrations will be accepted on https://www.um.edu.mt/matsec/apply

CANDIDATES REGISTERING FOR AN EXAMINATION FOR THE FIRST TIME WILL BE TREATED AS PRIVATE CANDIDATES. THEREFORE, ALL COURSEWORK/PROJECT WORK IS TO BE PRESENTED TO MATSEC OR THE EXAMINATIONS CENTRE, VICTORIA GOZO AS INDICATED ABOVE.

Coursework presented to **MATSEC** is to be collected during the week starting **Monday 24 October 2022** from **08:00 – 12:00** and **14:00 – 16:00**.
The MATSEC Board reserves the right to keep any of the works submitted by candidates.

APPENDIX B

Combination of Subjects at SEC Level during Main Session

Statistical Report (2022): Secondary Education Certificate Examinations

	Accounting	Agribusiness	Arabic	Art	Biology	Business Studies	Chemistry	Classical Culture	Commerce	Computing	Design and Technology	Economics	Engineering Technology	English Language	English Literature	Environmental Studies	Ethics	European Studies	French	Geography	German	Graphical Communication	Greek	Health and Social Care	History	Home Economics	Hospitality	Information Technology	Italian	Latin	Maltese	Mathematics	Media Literacy	Music	Physical Education	Physics	Religious Knowledge	Russian	Social Studies	Spanish	
Accounting	764	0	10	29	115	20	25	0	4	187	16	137	0	689	576	369	27	23	226	16	108	66	0	1	24	39	0	5	331	0	662	686	2	5	53	595	619	2	148	73	
Agribusiness	0	3	0	0	0	0	0	0	0	0	0	0	1	0	0	0	0	0	0	0	0	0	0	0	0	1	0	0	0	0	0	0	0	0	0	0	0	0	0	0	
Arabic	10	0	55	3	14	5	10	0	0	7	3	5	0	49	24	21	38	1	18	6	2	4	0	0	5	6	0	0	5	0	30	49	0	0	1	42	2	0	0	9	3
Art	29	0	3	485	117	10	54	0	0	54	26	9	0	444	318	200	66	2	118	30	62	87	0	0	19	37	1	1	160	0	383	434	2	5	14	332	305	8	39	47	
Biology	115	0	14	117	1272	12	594	1	0	69	10	48	0	1217	1003	642	119	9	396	57	206	17	0	1	54	126	1	0	497	0	142	1237	1	16	228	823	990	7	92	142	
Business Studies	20	0	5	10	12	486	5	2	0	28	3	0	0	172	126	98	43	13	21	16	19	6	0	0	11	9	2	2	82	0	158	178	0	0	18	156	114	1	18	31	
Chemistry	25	0	10	54	594	5	691	1	0	54	4	5	0	660	591	349	74	2	261	17	123	26	0	0	31	26	0	0	252	0	625	666	0	12	32	568	547	5	82	76	
Classical Culture	0	0	0	1	2	1	6	1	0	1	0	1	0	5	4	2	1	1	2	2	1	0	0	0	6	0	0	0	1	0	3	5	0	0	1	5	5	0	2	1	
Commerce	4	0	0	0	0	0	1	0	0	0	0	2	0	5	6	5	4	1	2	1	1	1	0	0	2	2	0	0	1	0	5	5	0	0	0	5	2	0	1	3	
Computing	187	0	7	54	69	28	54	1	0	639	40	18	1	630	54	361	66	3	144	24	111	63	0	0	31	17	2	3	260	0	576	630	3	9	17	571	491	7	83	75	
Design and Technology	16	0	3	26	10	3	4	0	0	40	234	0	3	289	151	188	31	2	51	7	46	96	0	0	10	7	0	0	119	0	267	288	2	0	13	267	215	3	14	29	
Economics	137	0	5	9	48	0	5	1	2	18	0	202	0	201	180	98	10	4	81	11	36	2	0	0	11	6	0	3	105	0	183	201	0	4	18	160	176	2	41	11	
Engineering Technology	0	1	0	0	0	0	0	0	0	1	3	0	25	13	4	5	2	0	1	4	0	2	0	0	2	0	1	4	0	11	14	0	0	1	11	10	0	3	3		
English Language	689	0	49	444	1217	172	660	5	5	630	289	201	13	4227	2628	2076	417	82	868	199	529	408	0	9	215	429	21	10	1571	0	3595	3894	23	35	479	3073	2884	28	501	473	
English Literature	576	0	24	318	1003	126	591	4	6	54	151	180	4	2628	2854	1583	269	74	727	133	406	312	0	4	158	233	6	8	1138	0	2513	2632	12	32	314	2260	2172	15	381	354	
Environmental Studies	369	0	21	200	642	98	349	2	5	361	188	98	5	2076	1583	2102	250	59	449	89	339	228	0	3	101	180	10	2	869	0	1959	2076	10	21	224	1819	1668	13	163	337	
Ethics	27	0	38	66	119	43	74	1	4	66	31	10	2	417	269	250	427	12	98	38	60	34	0	2	31	48	5	1	96	0	281	418	4	5	43	365	25	16	57	87	
European Studies	23	0	1	2	9	13	2	1	1	3	2	4	0	82	74	59	12	88	26	3	19	3	0	0	7	4	0	0	0	34	0	78	84	1	0	3	77	69	1	18	9
French	226	0	18	118	396	21	261	2	2	144	51	81	1	868	727	449	98	26	888	34	30	88	0	1	45	81	2	2	190	0	806	871	2	10	83	735	701	6	166	20	
Geography	16	0	6	30	57	16	17	2	1	24	7	11	4	199	133	89	38	3	34	206	28	20	0	0	60	23	2	1	77	0	166	200	6	0	27	150	130	4	54	22	
German	108	0	2	62	206	19	123	1	1	111	46	36	0	529	406	339	60	19	30	28	540	56	0	0	38	27	3	1	54	0	486	525	2	7	54	453	422	6	64	10	
Graphical Communication	66	0	4	87	17	6	26	0	1	63	96	2	2	408	312	228	34	3	88	20	56	410	0	0	16	5	0	0	183	0	385	406	1	4	20	394	340	4	39	53	
Greek	0	0	0	0	0	0	0	0	0	0	0	0	0	0	0	0	0	0	0	0	0	0	0	0	0	0	0	0	0	0	0	0	0	0	0	0	0	0	0	0	
Health and Social Care	1	0	0	0	1	0	0	0	0	0	0	0	0	9	4	3	2	0	1	0	0	0	0	25	0	2	4	0	2	9	9	0	0	0	5	4	0	0	0		
History	24	0	5	19	54	11	31	6	2	31	10	11	2	215	158	101	31	7	45	60	38	16	0	0	225	13	1	1	73	0	199	215	4	1	18	173	163	2	59	28	
Home Economics	39	0	6	37	126	9	26	0	2	17	7	6	0	429	233	180	48	4	81	23	27	5	0	2	13	449	3	1	179	0	395	424	1	1	65	285	320	1	57	51	
Hospitality	0	1	0	1	1	2	0	0	0	2	0	0	1	21	8	19	5	0	2	2	3	0	0	4	1	3	1	0	6	0	18	20	0	0	3	16	14	0	3	1	
Information Technology	5	0	0	1	0	2	0	0	0	3	4	10	8	2	1	0	2	1	1	1	0	0	0	0	1	1	0	0	11	2	1	1	11	9	0	0	1	1			
Italian	331	0	5	160	497	82	252	1	1	260	119	105	4	1571	1138	869	96	34	190	77	54	183	0	2	73	179	6	5	1630	0	1496	1564	7	15	109	1309	1326	5	234	55	
Latin	0	0	0	0	0	0	0	0	0	0	0	0	0	0	0	0	0	0	0	0	0	0	0	0	0	0	0	0	0	0	0	0	0	0	0	0	0	0	0		
Maltese	662	0	30	383	1142	158	625	3	5	576	267	183	11	3595	2513	1950	281	78	806	166	486	385	0	9	199	395	18	10	1496	0	3810	3595	22	32	442	2889	2844	12	479	423	
Mathematics	686	0	49	434	1237	178	666	5	5	630	288	201	14	3894	2632	2076	418	84	871	200	525	406	0	9	215	424	20	11	1564	0	3595	4336	23	36	481	3110	2874	30	503	472	
Media Literacy	2	0	0	2	1	0	0	0	0	3	2	0	0	23	12	10	4	1	2	6	2	1	0	0	4	1	0	2	7	0	22	23	36	0	1	18	15	0	7	3	
Music	5	0	0	5	16	0	12	0	0	9	0	4	0	35	32	21	5	0	10	0	7	4	0	0	1	1	0	1	15	0	32	36	0	37	1	29	29	0	7	5	
Physical Education	53	0	1	14	228	18	32	1	0	17	13	18	1	479	314	224	43	3	83	27	54	20	0	0	18	65	3	1	199	0	442	481	1	1	1	466	345	364	4	67	61
Physics	595	0	42	332	823	156	568	5	5	571	267	160	11	3073	2260	1819	365	77	735	150	453	394	0	5	173	285	16	11	1309	0	2889	3110	18	29	345	3156	2404	21	379	416	
Religious Knowledge	619	0	2	305	990	114	547	5	2	491	215	176	10	2884	2172	1668	25	69	701	130	422	340	0	4	163	320	14	9	132												